

5-440

(516/517)

DATA FILE
LIBRARY
FEDERAL RESERVE BANK
OF CHICAGO

LIBRARY
AUG 2 1982

Selected Interest & Exchange Rates

Weekly Series of Charts

July 26, 1982

Prepared by the
FINANCIAL MARKETS
SECTION

DIVISION OF
INTERNATIONAL FINANCE

BOARD OF GOVERNORS
FEDERAL RESERVE SYSTEM
Washington, D.C. 20551

Table of Contents

TABLES

1. LATEST FIGURES PLOTTED
2. DAILY CERTIFIED SPOT EXCHANGE RATES--
H.10 RELEASE

CHARTS

1. SPOT EXCHANGE RATE INDICES
2. 3-MONTH FORWARD EXCHANGE RATES
3. GOLD PRICE--LONDON
4. CALL MONEY RATES
5. 3-MONTH INTEREST RATES
6. EURO-DOLLAR DEPOSIT RATES
7. SELECTED EURO-DOLLAR AND
U.S. MONEY MARKET RATES
8. INTEREST ARBITRAGE: 3-MONTH FUNDS
9. LONG-TERM GOVERNMENT BOND YIELDS
10. INDUSTRIAL STOCK INDICES

SUBSCRIPTION RATES:

Weekly \$15.00 per year or \$.40 each in the United States, its possessions, Canada, and Mexico; 10 or more of the same issue to one address, \$13.50 per year or \$.35 each. Elsewhere, \$20.00 per year or \$.50 each. Address requests to Publications Services, Division of Administrative Services, and make payment remittance payable to the order of the Board of Governors of the Federal Reserve System in a form collectible at par in U.S. Currency.

CHART 1

SPOT EXCHANGE INDICES

DOLLAR PRICES OF FOREIGN CURRENCIES AND WEIGHTED AVERAGE VALUES (THIN LINE)
AVERAGES FOR WEEK ENDING WEDNESDAY

RATIO SCALE
MARCH 1973=100

RATIO SCALE
MARCH 1973=100

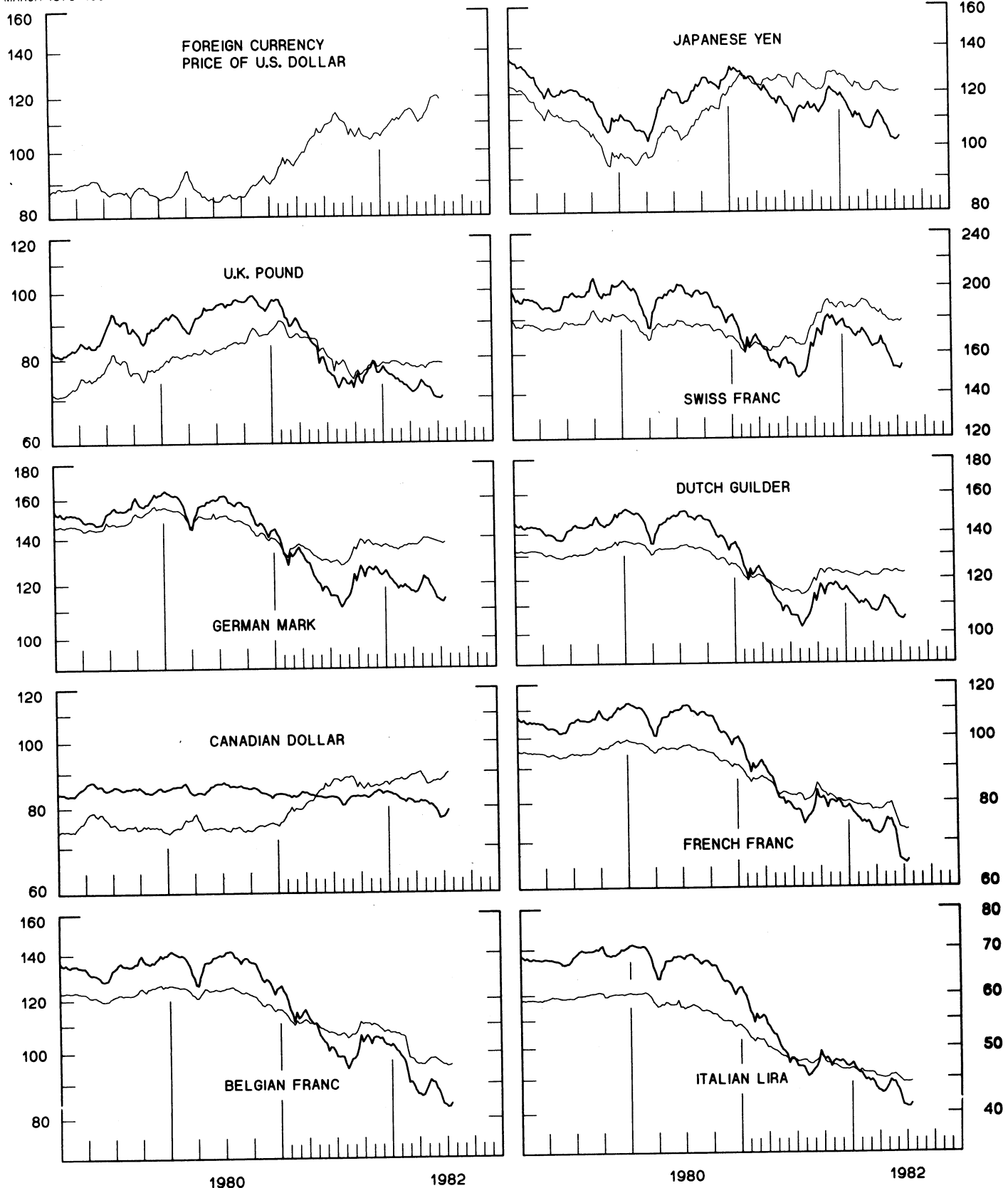


CHART 2
3-MONTH FORWARD EXCHANGE RATES
 PREMIUM (+) OR (-)
 AVERAGES FOR WEEK ENDING WEDNESDAY

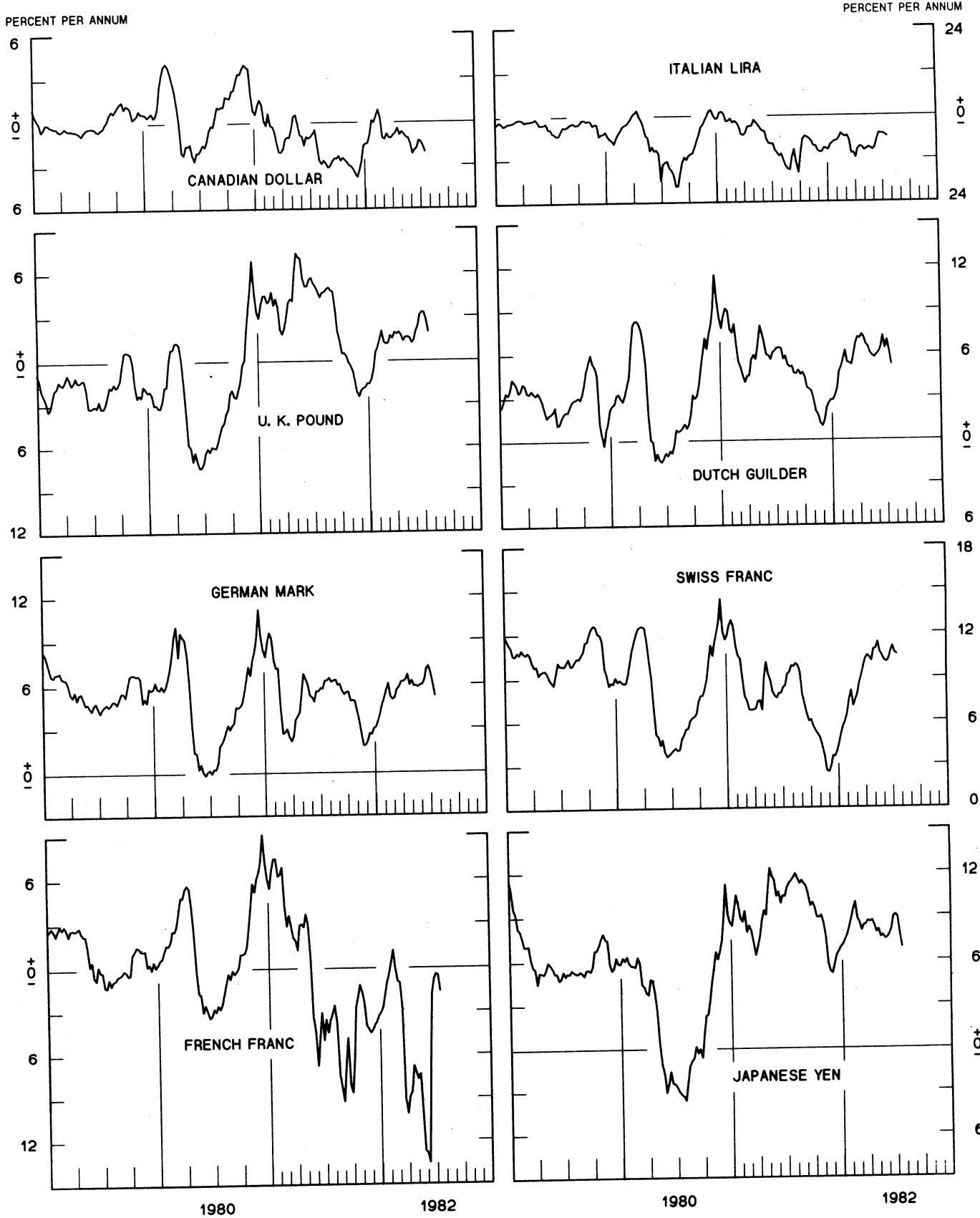


CHART 3
PRICE OF GOLD IN LONDON
AVERAGES FOR WEEK ENDING WEDNESDAY

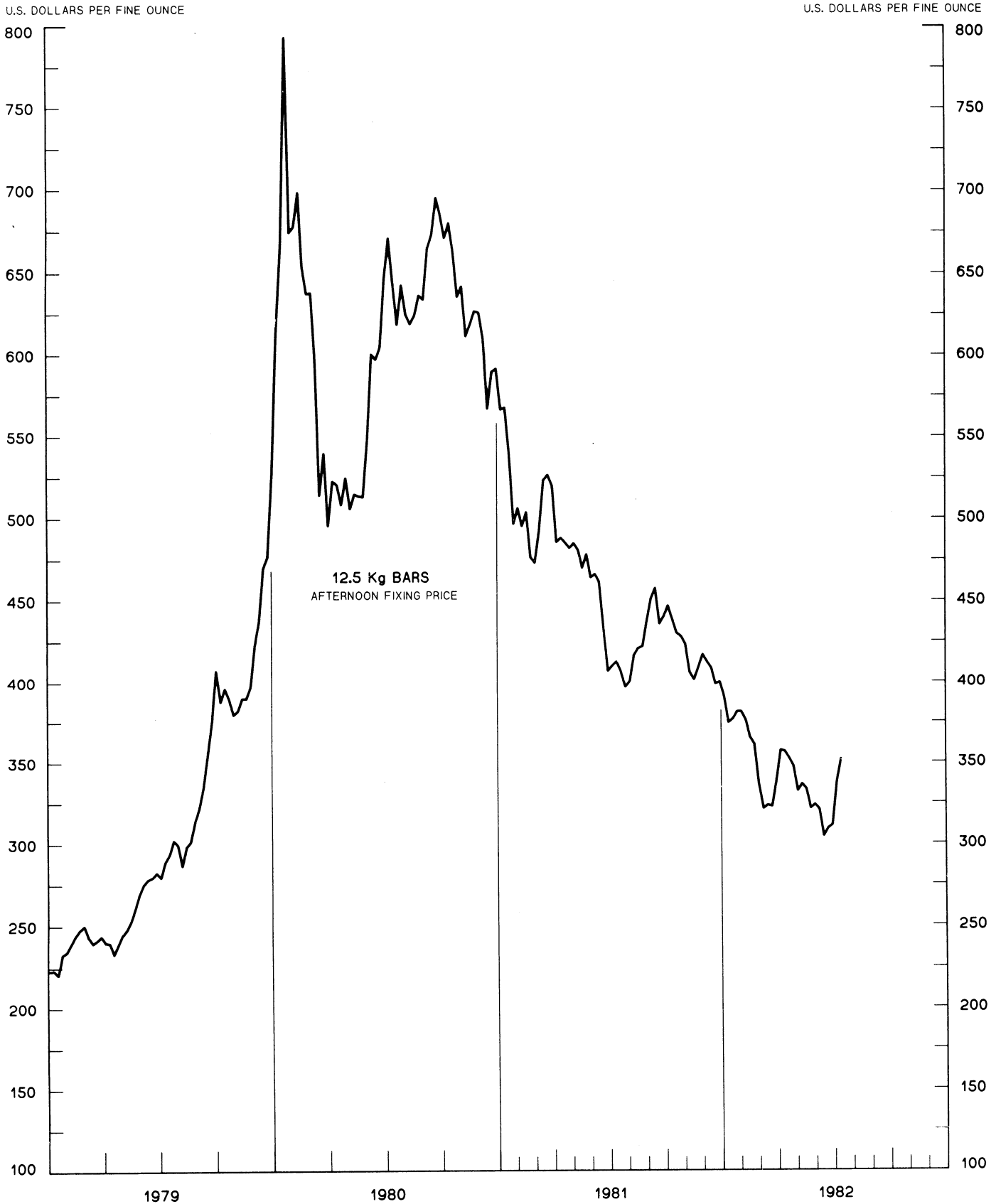


CHART 4
CALL MONEY RATES
 WEEKLY SERIES

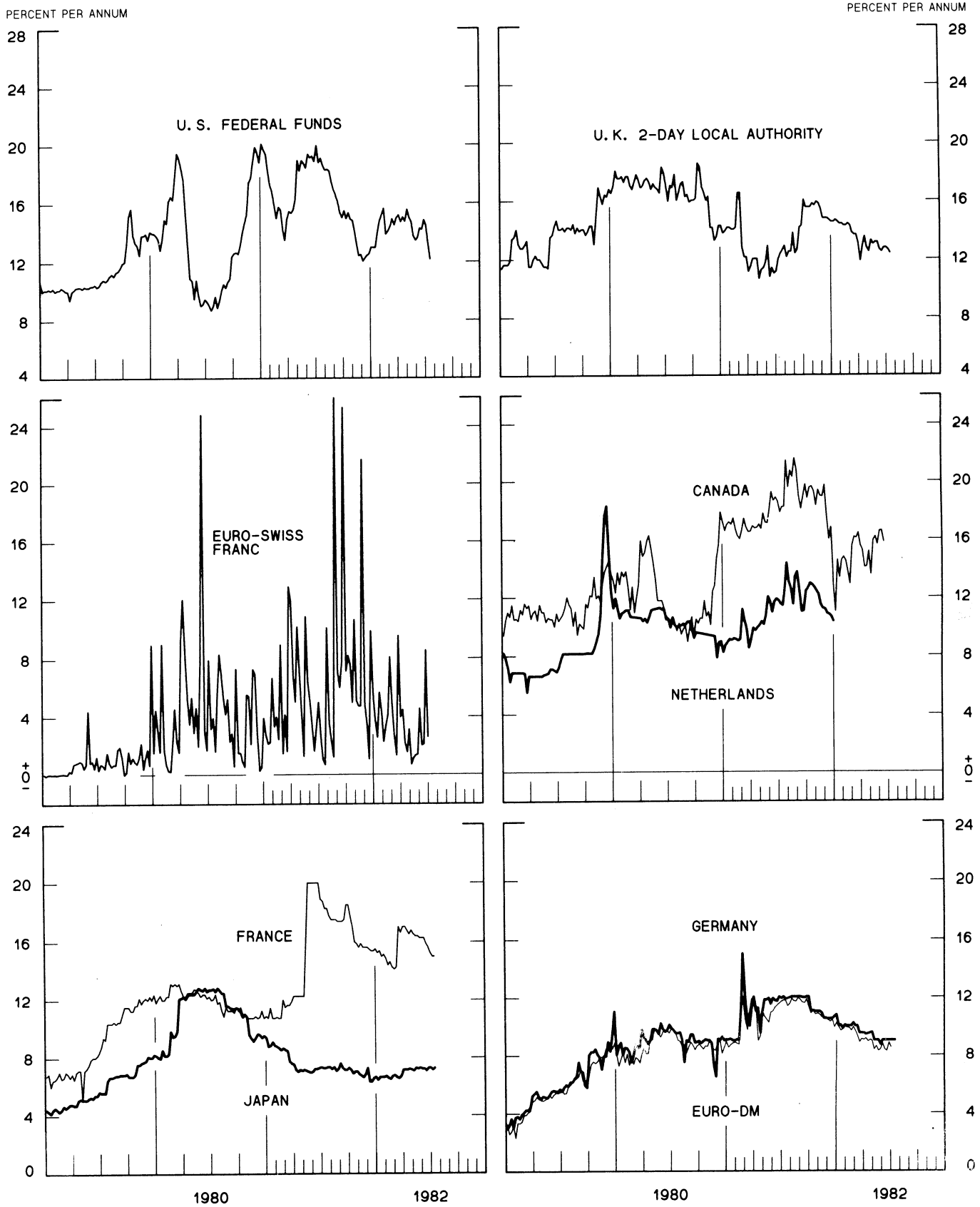


CHART 5
3-MONTH INTEREST RATES
 WEEKLY SERIES

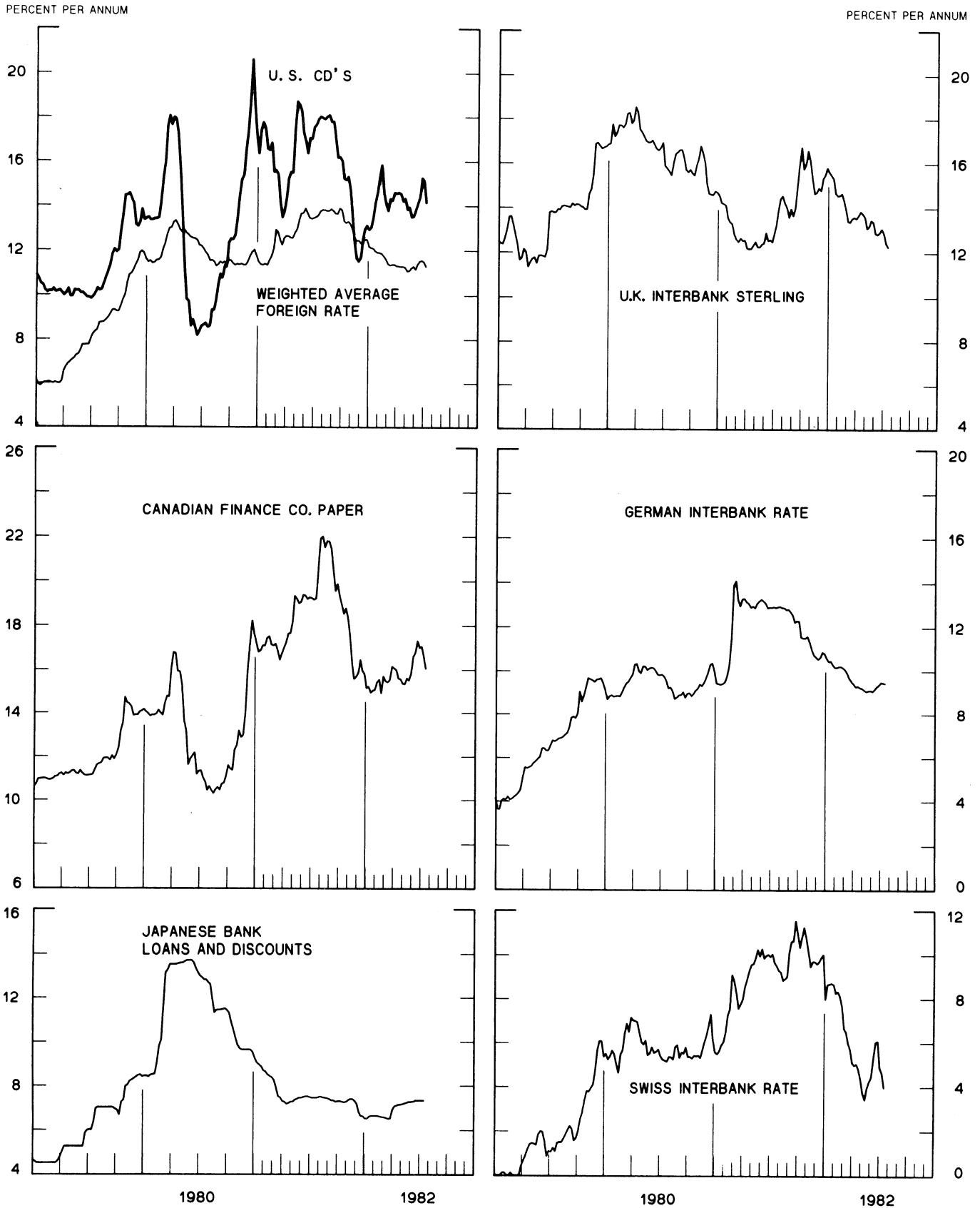


CHART 6
EURO-DOLLAR DEPOSIT RATES LONDON
AVERAGES FOR WEEK ENDING WEDNESDAY

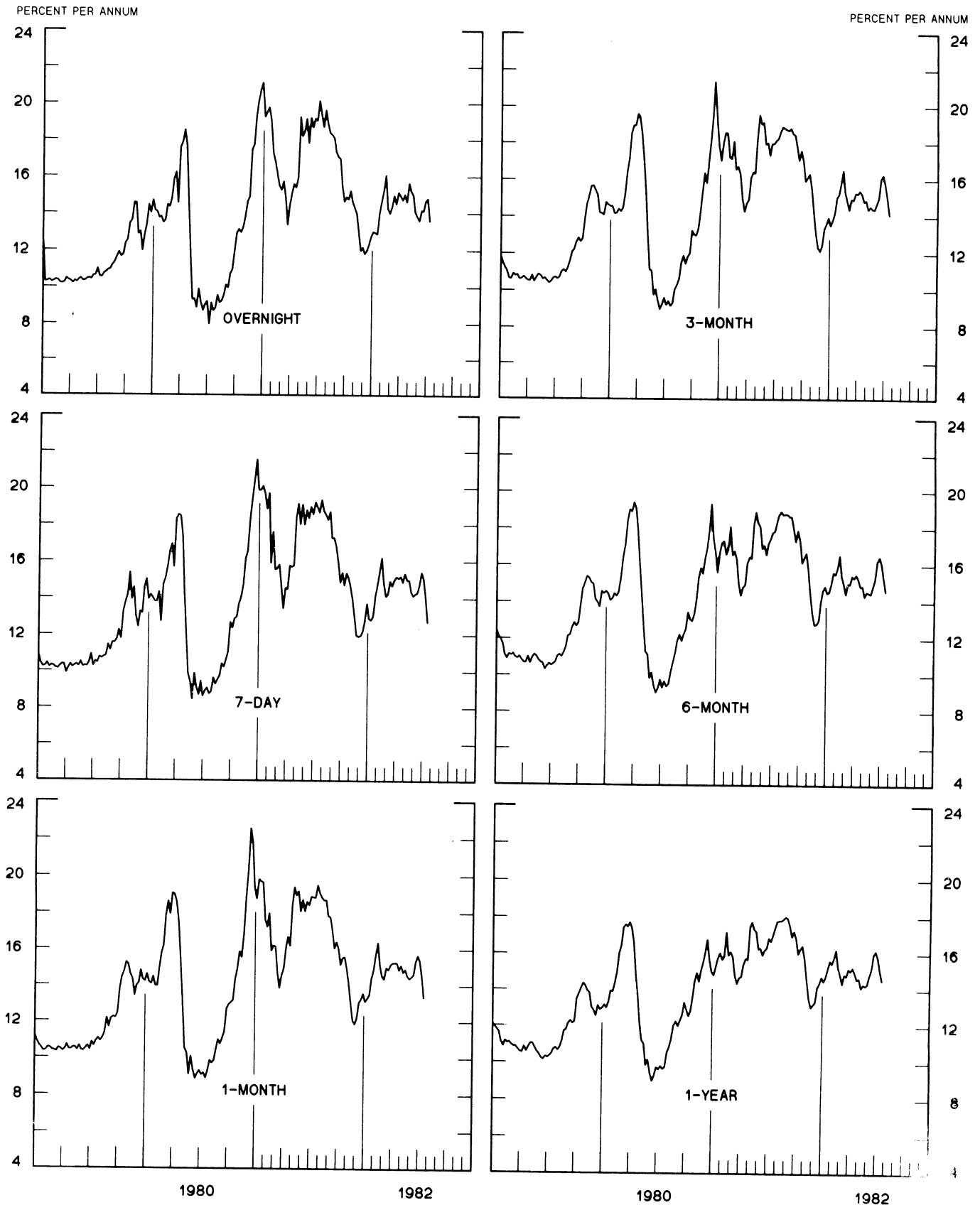
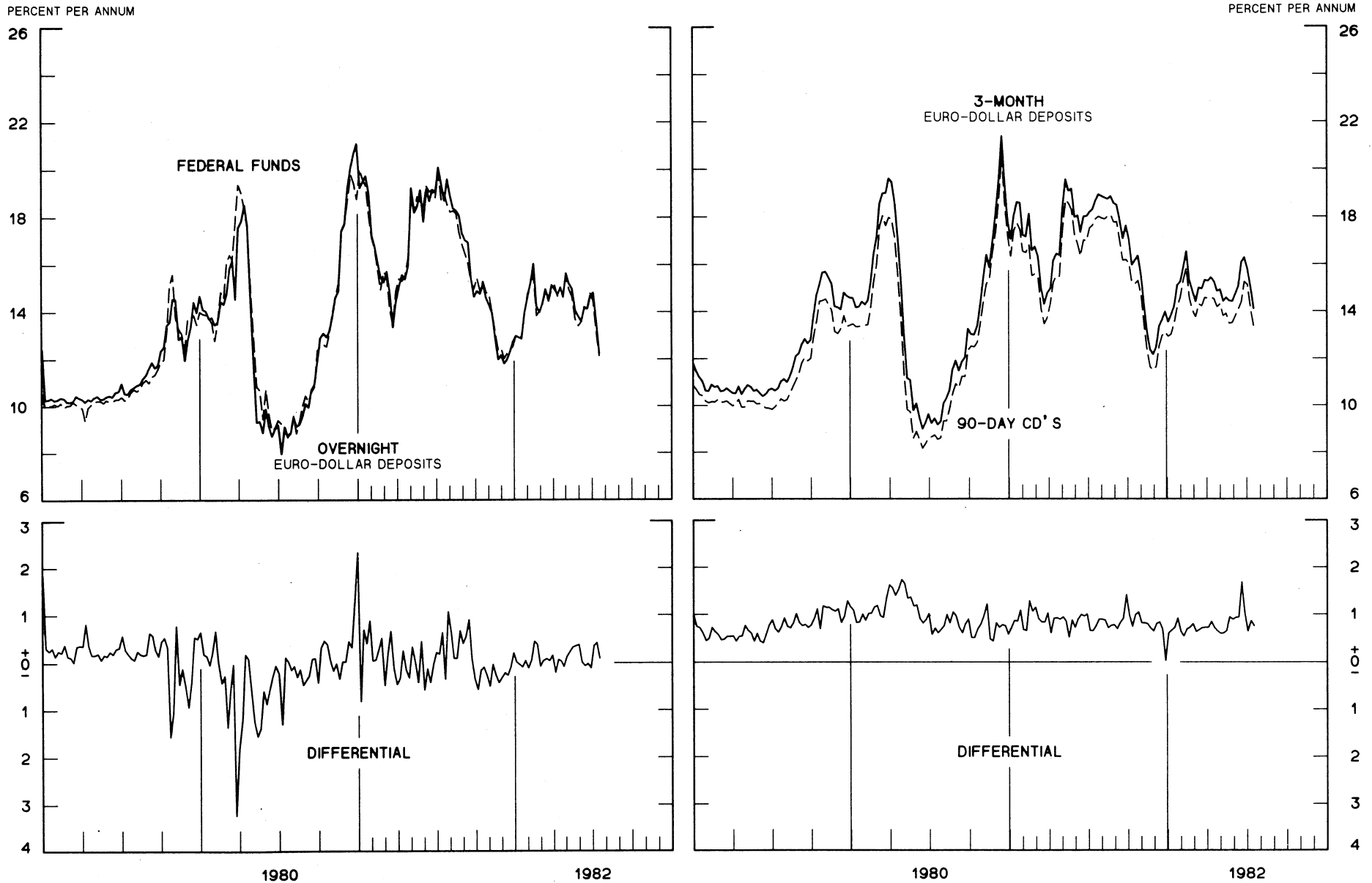


CHART 7
SELECTED EURO-DOLLAR AND U. S. MONEY MARKET RATES

DIFFERENTIAL: PLUS(+), FAVORS BORROWING IN U. S.
 AVERAGES FOR WEEK ENDING WEDNESDAY



1 PERCENT ON DIFFERENTIAL SCALE = 2 PERCENT ON RATE SCALE

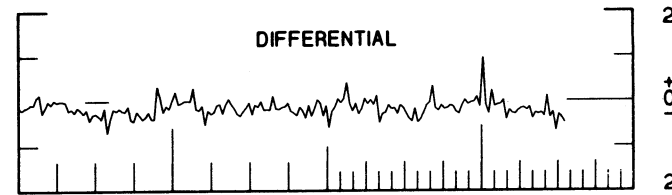
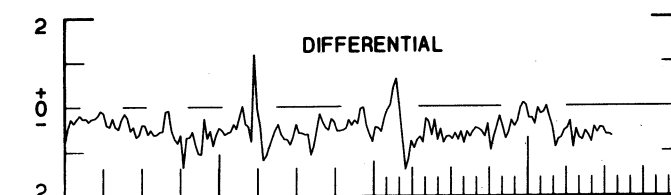
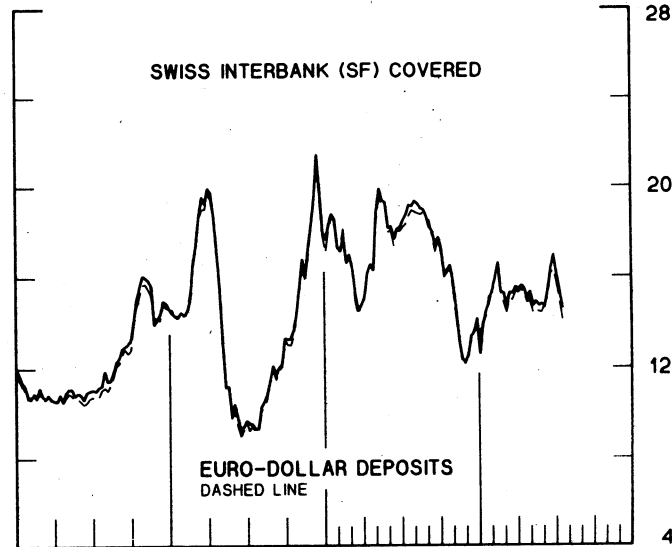
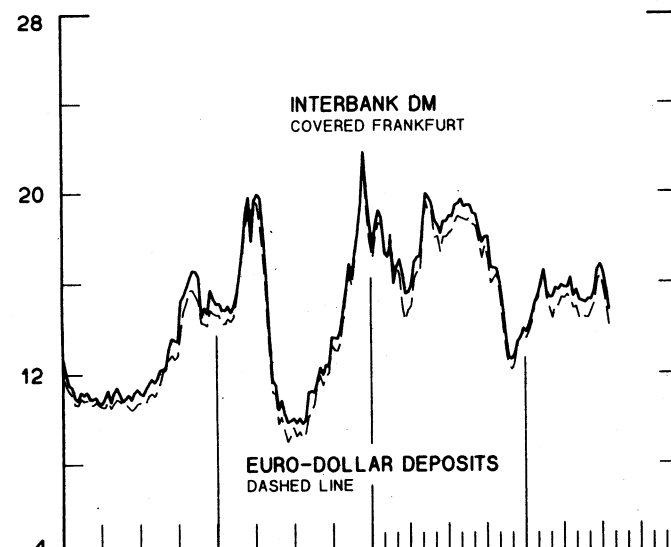
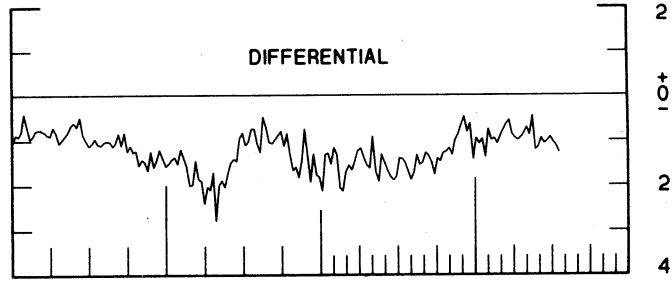
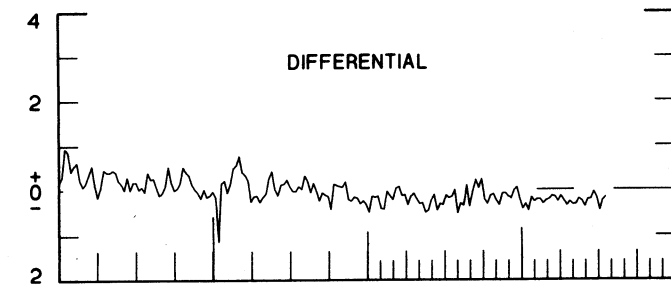
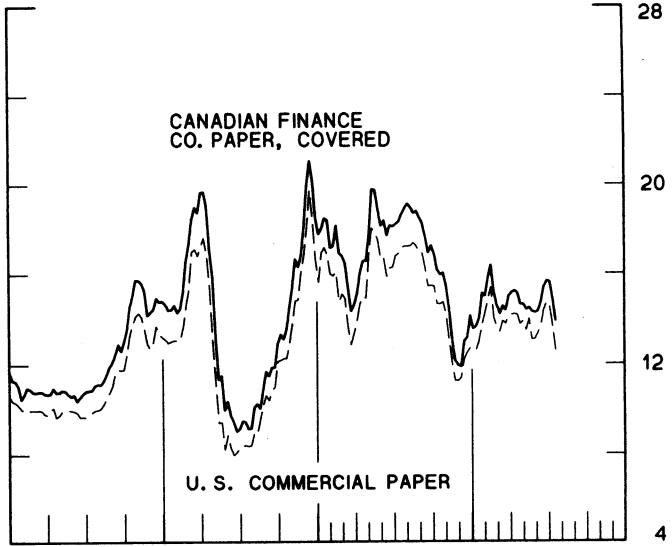
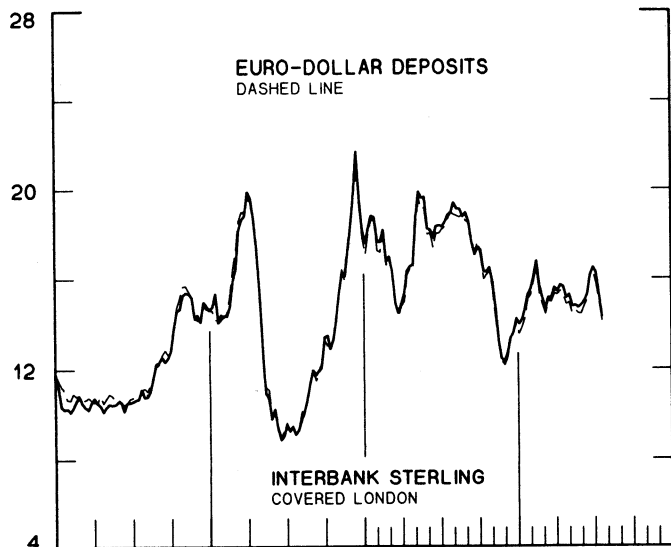
CHART 8

INTEREST ARBITRAGE: 3-MONTH FUNDS

DIFFERENTIAL: PLUS(+), INDICATES FAVOR DOLLAR ASSETS
AVERAGES FOR WEEK ENDING WEDNESDAY

PERCENT PER ANNUM

PERCENT PER ANNUM



1980

1982

1980

1982

1 PERCENT ON DIFFERENTIAL SCALE = 2 PERCENT ON RATE SCALE

CHART 9
LONG-TERM GOVERNMENT BOND YIELDS
 WEEKLY SERIES

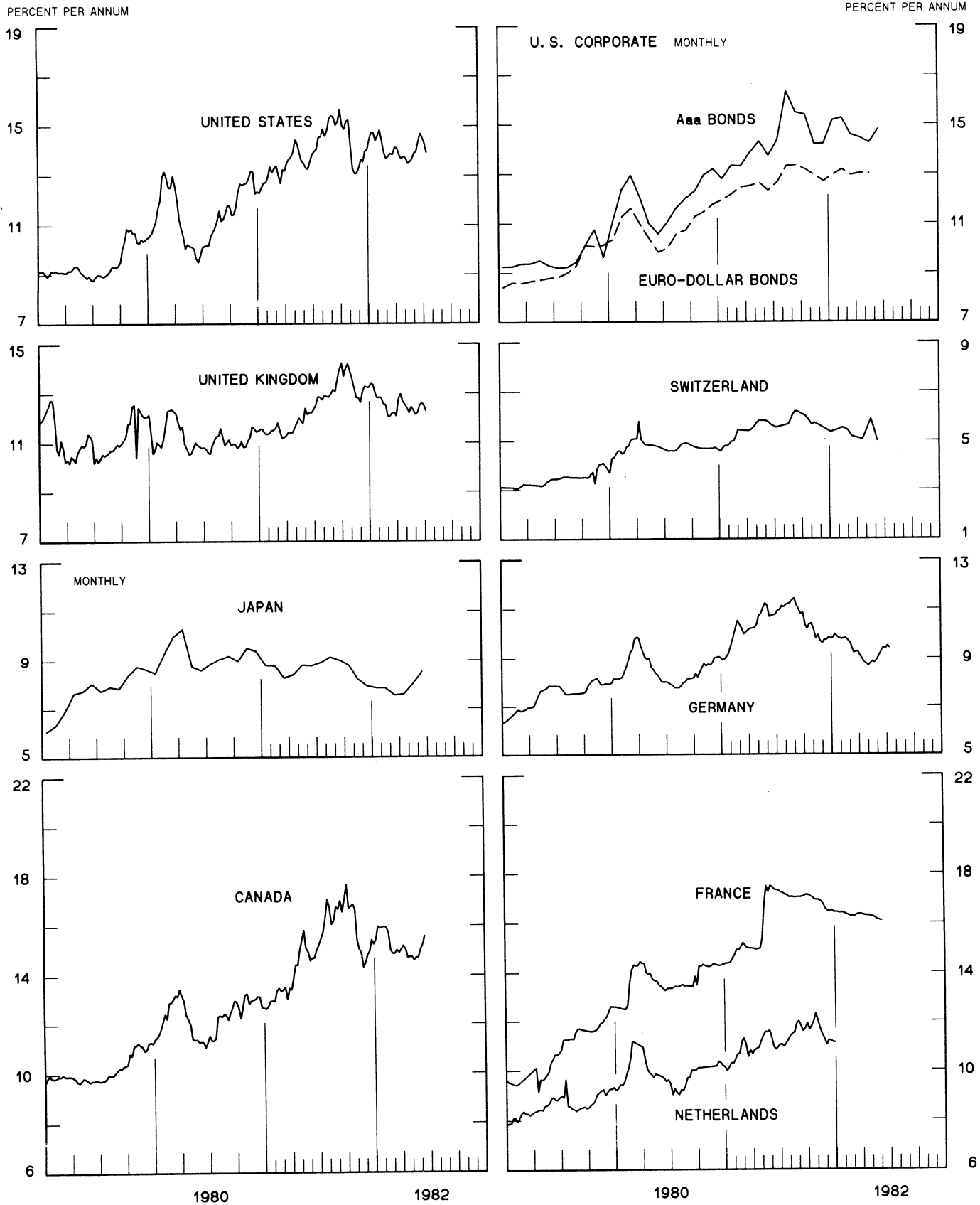
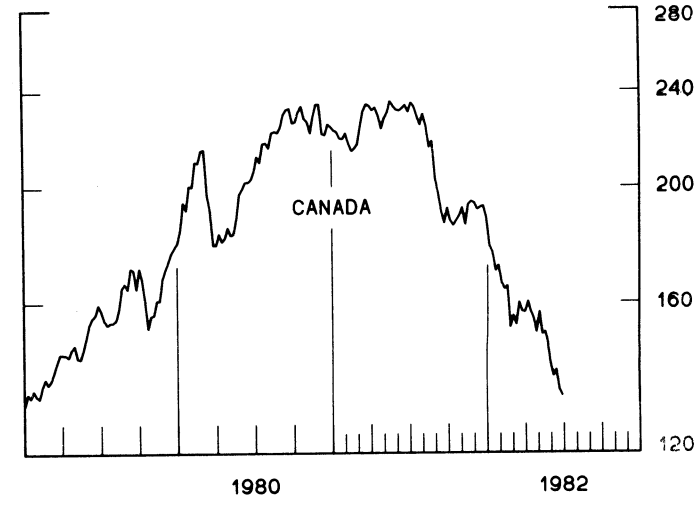
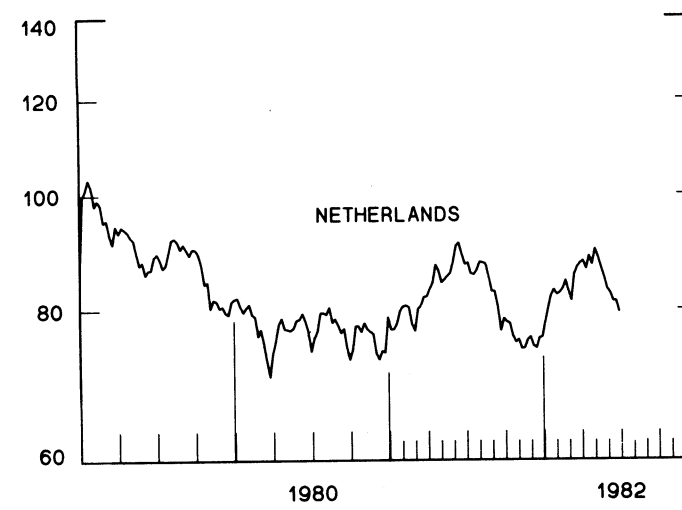
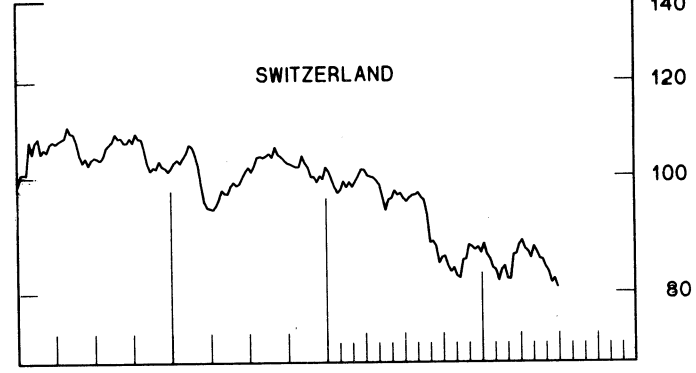
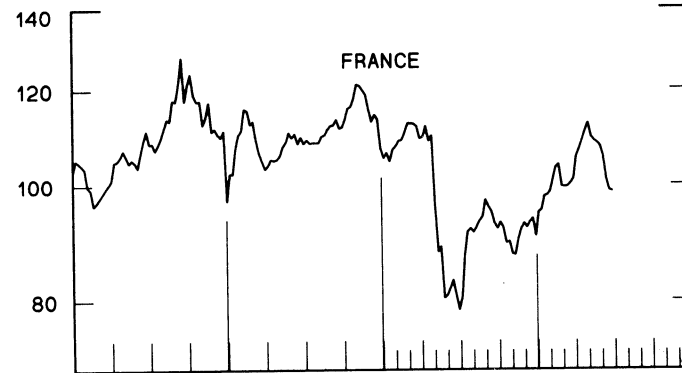
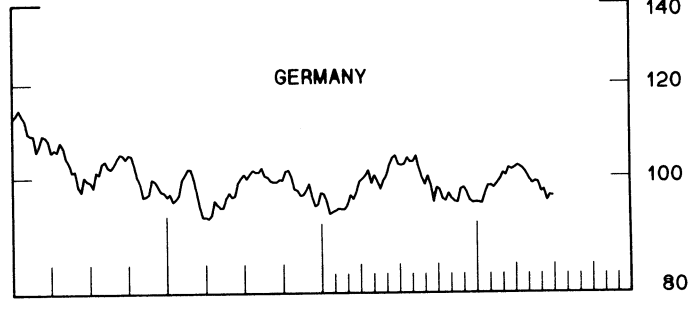
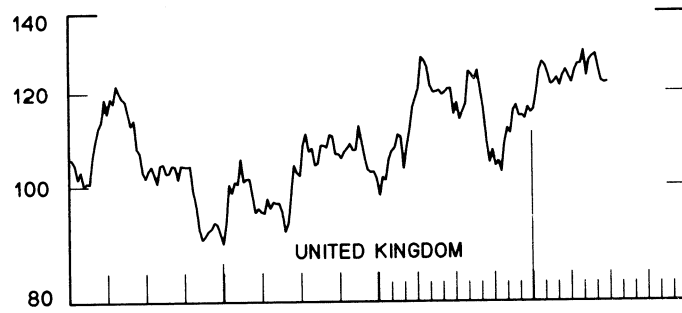
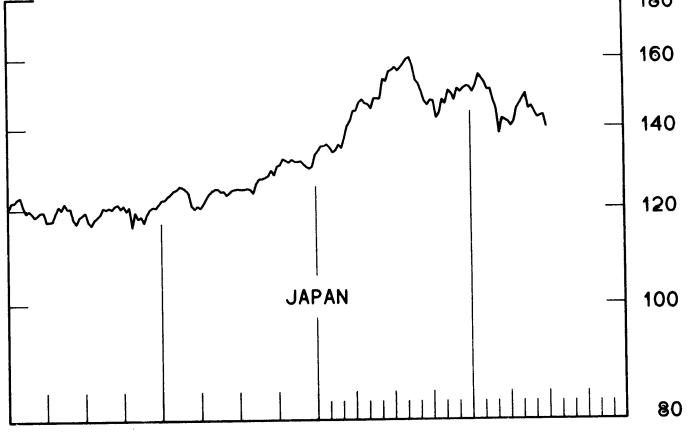
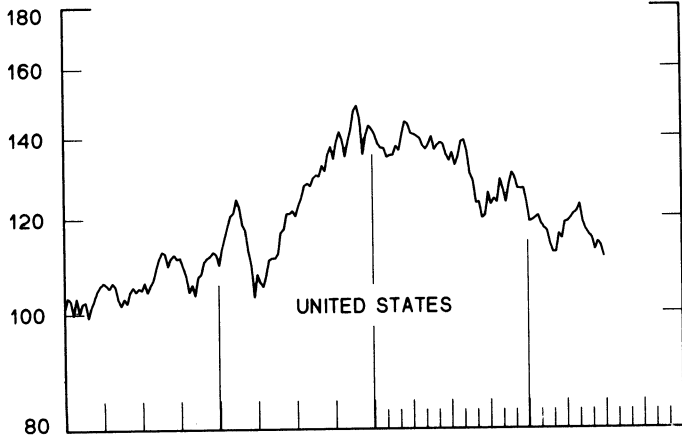


CHART 10
INDUSTRIAL STOCK INDICES
WEEKLY SERIES

RATIO SCALE
1969=100

RATIO SCALE
1969=100



1980

1982

1980

1982

SERIES NAME

LAST VALUE PLOTTED
DATE VALUE

CHART 1. SPOT EXCHANGE RATES AND INDICES

WEEKLY AVERAGES, NOON BUYING RATES (U.S. CENTS)

GERMAN MARK	JULY 21	40.57
JAPANESE YEN	JULY 21	0.39358
DUTCH GUILDER	JULY 21	36.72
U.K. POUND	JULY 21	173.51
CANADIAN DOLLAR	JULY 21	79.35
FRENCH FRANC	JULY 21	14.58
SWISS FRANC	JULY 21	47.73
BELGIAN FRANC	JULY 21	2.13059
ITALIAN LIRA	JULY 21	0.07242

INDICES, MARCH 1973 BASE RATES = 100

GERMAN MARK	JULY 21	114.13
JAPANESE YEN	JULY 21	103.05
DUTCH GUILDER	JULY 21	105.43
U.K. POUND	JULY 21	70.18
CANADIAN DOLLAR	JULY 21	79.08
FRENCH FRANC	JULY 21	65.69
SWISS FRANC	JULY 21	153.55
BELGIAN FRANC	JULY 21	83.96
ITALIAN LIRA	JULY 21	41.14

WEIGHTED AVERAGE EXCHANGE VALUE INDICES, MAR 1973 = 100
(G-10 COUNTRIES PLUS SWITZERLAND)

U.S. DOLLAR	JULY 21	118.79
GERMAN MARK	JULY 21	137.74
JAPANESE YEN	JULY 21	120.37
DUTCH GUILDER	JULY 21	122.32
U.K. POUND	JULY 21	78.56
CANADIAN DOLLAR	JULY 21	89.87
FRENCH FRANC	JULY 21	72.81
SWISS FRANC	JULY 21	178.72
BELGIAN FRANC	JULY 21	95.94
ITALIAN LIRA	JULY 21	44.47
SWEDISH KRONA	JULY 21	82.55

CHART 2. 3-MONTH FORWARD EXCHANGE RATES, PREMIUM OR DISCOUNT

CANADIAN DOLLAR	JULY 21	-2.08
U.K. POUND	JULY 21	1.95
GERMAN MARK	JULY 21	5.22
FRENCH FRANC	JULY 21	-1.63
SWISS FRANC	JULY 21	10.51
DUTCH GUILDER	JULY 21	5.20
JAPANESE YEN	JULY 21	6.85
ITALIAN LIRA	JULY 21	-6.02

SERIES NAME	LAST VALUE PLOTTED	
	DATE	VALUE
CHART 3. GOLD PRICE IN LONDON, AFTERNOON FIXING		
U.S. DOLLARS PER FINE OUNCE	JULY 21	351.80
CHART 4. CALL MONEY RATES		
U.S. FEDERAL FUNDS	JULY 21	12.14
OVERNIGHT EURO-DOLLAR DEPOSITS	JULY 21	12.23
U.K. 2-DAY LOCAL AUTHORITY DEPOSITS	JULY 16	12.38
CANADA	JUNE 18	15.80
GERMANY	JULY 16	9.00
EURO-DM	JULY 2	8.52
JAPAN	JULY 16	7.25
FRANCE	JULY 16	15.00
NETHERLANDS	JAN. 1	10.30
EURO-SWISS FRANC	JULY 2	2.56
CHART 5. 3-MONTH INTEREST RATES		
U.S. 90-DAY CD'S, SECONDARY MARKET	JULY 21	13.34
GERMAN INTERBANK LOAN	JULY 21	9.42
JAPANESE BANK LOANS & DISCOUNTS	JULY 21	7.31
CANADIAN FINANCE PAPER	JULY 21	16.05
INTERBANK STERLING	JULY 21	12.26
SWISS INTERBANK LOAN	JULY 21	3.97
WEIGHTED AVERAGE FOREIGN INTEREST RATE (G-10 COUNTRIES PLUS SWITZERLAND)	JULY 21	11.31
CHART 6. EURO-DOLLAR DEPOSIT RATES: LONDON		
OVERNIGHT	JULY 21	12.23
7-DAY	JULY 21	12.69
1-MONTH	JULY 21	13.33
3-MONTH	JULY 21	14.10
6-MONTH	JULY 21	14.58
1-YEAR	JULY 21	14.51
CHART 7. SELECTED EURO-DOLLAR AND U.S. MONEY MARKET RATES		
OVERNIGHT EURO-DOLLAR DEPOSITS	JULY 21	12.23
U.S. FEDERAL FUNDS	JULY 21	12.14
DIFFERENTIAL ADJ. FOR RESERVE REQUIREMENTS	JULY 21	0.09
3-MONTH EURO-DOLLAR DEPOSIT RATE	JULY 21	14.10
U.S. 90-DAY CD'S, SECONDARY MARKET	JULY 21	13.34
DIFFERENTIAL	JULY 21	0.76

SERIES NAME

LAST VALUE PLOTTE
DATE VALUE

CHART 8. INTEREST ARBITRAGE, 3-MONTH FUNDS

EURO-DOLLAR DEPOSIT	JULY 21	14.10
INTERBANK STERLING (LONDON), COVERED	JULY 21	14.27
DIFFERENTIAL	JULY 21	-0.17
U.S. COMMERCIAL PAPER	JULY 21	12.61
CANADIAN FINANCE PAPER, COVERED	JULY 21	13.88
DIFFERENTIAL	JULY 21	-1.27
EURO-DOLLAR DEPOSIT	JULY 21	14.10
INTERBANK DM (FRANKFURT), COVERED	JULY 21	14.76
DIFFERENTIAL	JULY 21	-0.66
EURO-DOLLAR DEPOSIT	JULY 21	14.10
SWISS INTERBANK, COVERED	JULY 21	14.59
DIFFERENTIAL	JULY 21	-0.49

CHART 9. LONG TERM GOVERNMENT BOND YIELDS

UNITED STATES	JULY 16	13.93
GERMANY	JULY 16	9.40
JAPAN (MONTHLY)	JUNE	8.53
SWITZERLAND	JUNE 11	5.00
CANADA	JUNE 18	15.60
FRANCE	JUNE 11	16.09
NETHERLANDS	JAN. 1	11.12
UNITED KINGDOM	JULY 9	12.29

U.S. CORPORATE

AAA BONDS	JUNE	14.81
EURO-DOLLAR BONDS	MAY	13.02

CHART 10. STOCK INDICES

UNITED STATES	JULY 7	110.84
UNITED KINGDOM	JULY 7	122.06
CANADA	JULY 7	133.92
GERMANY	JULY 7	96.24
SWITZERLAND	JULY 7	80.73
NETHERLANDS	JULY 7	79.63
FRANCE	JULY 7	98.61
JAPAN	JULY 7	139.66

FEDERAL RESERVE statistical release



H. 10 (512)

FOREIGN EXCHANGE RATES

JULY 26, 1982

FOR THE WEEK ENDING JULY 23, 1982

The Board of Governors of the Federal Reserve System is advised that the Federal Reserve Bank of New York has certified for customs purposes the following foreign buying rate in New York City for cable transfers payable in foreign currencies:

COUNTRY	MONETARY UNIT	(CURRENCY UNITS PER DOLLAR)				
		JULY 19	JULY 20	JULY 21	JULY 22	JULY 23
ARGENTINA	PESO	20100.00	20100.00	20100.00	20100.00	20100.00
*AUSTRALIA	DOLLAR	101.32	101.15	101.09	100.91	100.40
AUSTRIA	SCHILLING	17.320	17.340	17.140	17.160	16.910
BELGIUM	FRANC	47.140	46.640	46.210	46.440	45.700
BRAZIL	CRUZEIRO	179.46	179.46	179.46	179.46	179.46
CANADA	DOLLAR	1.2607	1.2570	1.2537	1.2603	1.2565
CHILE	PESO	47.300	47.300	47.300	47.300	47.050
CHINA, P. R.	YUAN	1.9298	1.9298	1.9298	1.9086	1.9086
COLOMBIA	PESO	64.320	64.320	64.320	64.320	64.320
DENMARK	KRONE	8.5450	8.4900	8.4100	8.4300	8.3150
FINLAND	MARKKA	4.7240	4.7265	4.6910	4.6960	4.6520
FRANCE	FRANC	6.8825	6.8225	6.7675	6.7725	6.6780
GERMANY	D. MARK	2.4740	2.4510	2.4305	2.4328	2.3960
GREECE	DRACHMA	69.450	69.600	68.700	68.900	65.750
HONG KONG	DOLLAR	5.8700	5.8985	5.8625	5.8760	5.8575
INDIA	RUPEE	9.5300	9.5600	9.5400	9.5300	9.4700
INDONESIA	RUPIAH	660.50	660.50	660.50	660.50	660.50
IRAN	RIAL	NA	NA	NA	NA	NA
*IRELAND	POUND	139.15	140.40	141.60	141.25	143.40
ISRAEL	SHEKEL	25.640	25.520	25.540	25.390	25.390
ITALY	LIRA	1384.00	1373.00	1365.00	1367.00	1348.00
JAPAN	YEN	254.65	253.75	252.05	251.85	249.20
MALAYSIA	DOLLAR	2.3510	2.3520	2.3450	2.3430	2.3320
MEXICO	PESO	48.6200	48.6550	48.7000	48.7400	48.8500
NETHERLANDS	GUILDER	2.7320	2.7120	2.6890	2.6865	2.6480
*NEW ZEALAND	DOLLAR	74.300	74.220	74.260	74.270	74.270
NORWAY	KRONE	6.3250	6.3200	6.2750	6.2850	6.2200
PERU	SOL	696.00	696.00	696.00	696.00	705.50
PHILIPPINES	PESO	8.4800	8.4800	8.4800	8.4800	8.4800
PORTUGAL	ESCUDO	84.900	84.700	84.000	83.700	83.000
SINGAPORE	DOLLAR	2.1510	2.1420	2.1340	2.1330	2.1240
*SOUTH AFRICA	RAND	87.25	87.34	87.82	87.73	88.18
SOUTH KOREA	WON	741.65	741.65	741.65	741.65	743.00
SPAIN	PESETA	111.400	111.660	110.700	110.850	109.550
SRI LANKA	RUPEE	20.900	20.900	20.900	20.900	20.900
SWEDEN	KRONA	6.1060	6.0900	6.0500	6.0600	5.9850
SWITZERLAND	FRANC	2.1050	2.0850	2.0600	2.0625	2.0210
THAILAND	BAHT	23.000	23.000	23.000	23.000	23.000
*UNITED KINGDOM	POUND	173.50	173.90	175.60	174.75	176.65
VENEZUELA	BOLIVAR	4.2955	4.2955	4.2955	4.2955	4.2965

* VALUE IN U.S. CENTS