

5-440

(516/517)

DATA FILE
LIBRARY
FEDERAL RESERVE BANK
OF CHICAGO

LIBRARY
JUL 20 1982
FEDERAL RESERVE
BANK OF CHICAGO

Selected Interest & Exchange Rates

Weekly Series of Charts

July 19, 1982

DIVISION OF
INTERNATIONAL FINANCE

Prepared by the
FINANCIAL MARKETS
SECTION

BOARD OF GOVERNORS
FEDERAL RESERVE SYSTEM
Washington, D.C. 20551

Table of Contents

TABLES

1. LATEST FIGURES PLOTTED
2. DAILY CERTIFIED SPOT EXCHANGE RATES--
H.10 RELEASE

CHARTS

1. SPOT EXCHANGE RATE INDICES
2. 3-MONTH FORWARD EXCHANGE RATES
3. GOLD PRICE--LONDON
4. CALL MONEY RATES
5. 3-MONTH INTEREST RATES
6. EURO-DOLLAR DEPOSIT RATES
7. SELECTED EURO-DOLLAR AND
U.S. MONEY MARKET RATES
8. INTEREST ARBITRAGE: 3-MONTH FUNDS
9. LONG-TERM GOVERNMENT BOND YIELDS
10. INDUSTRIAL STOCK INDICES

SUBSCRIPTION RATES:

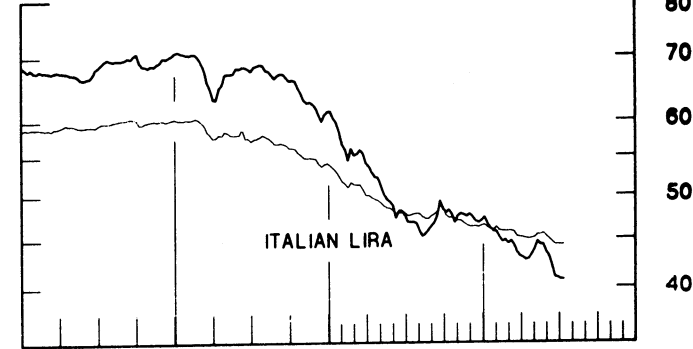
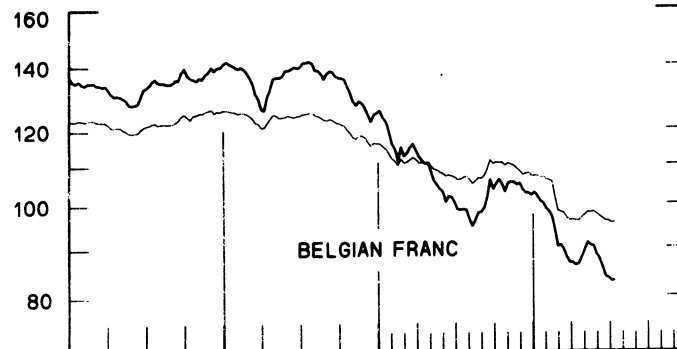
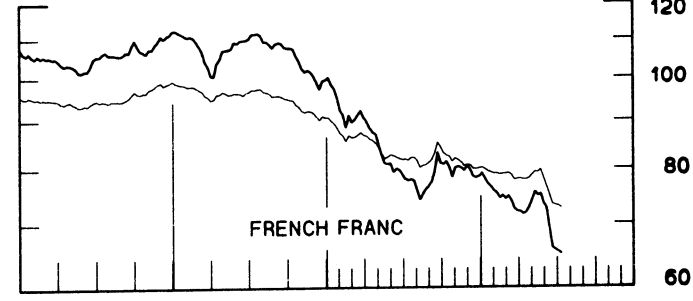
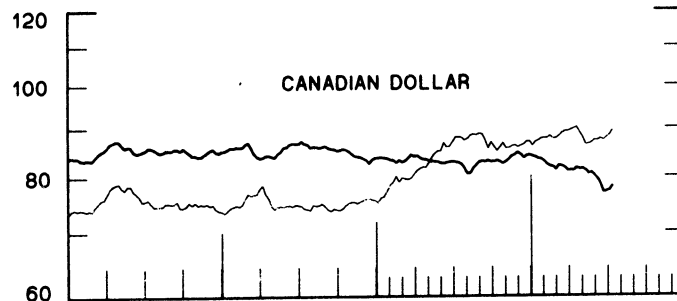
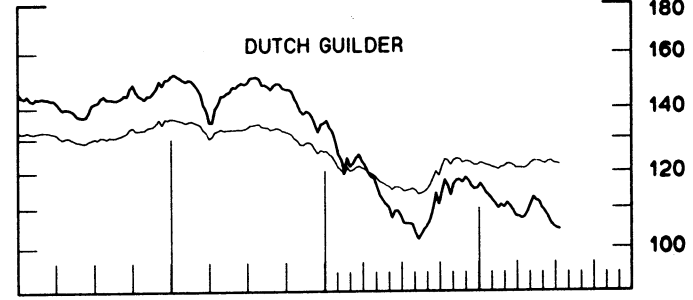
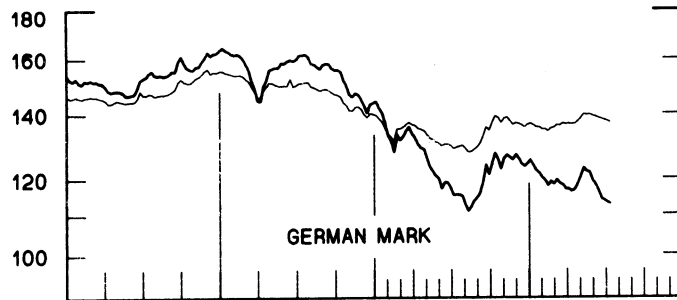
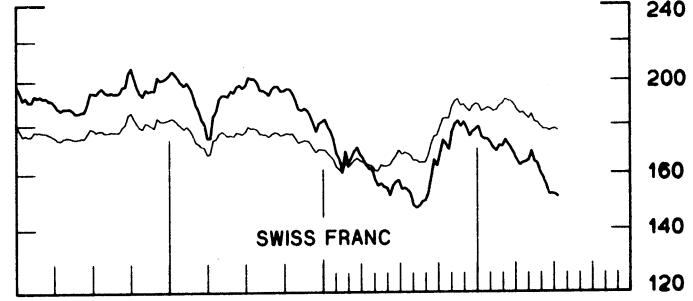
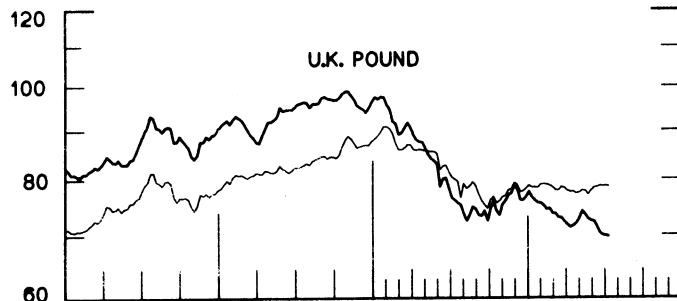
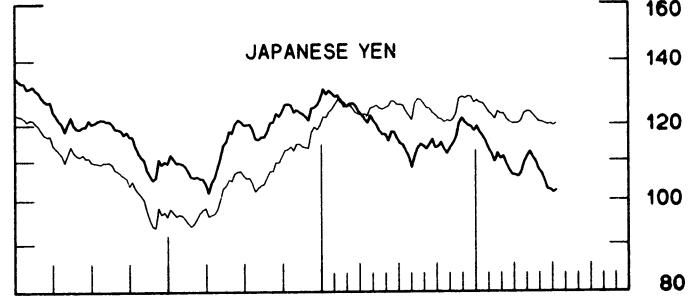
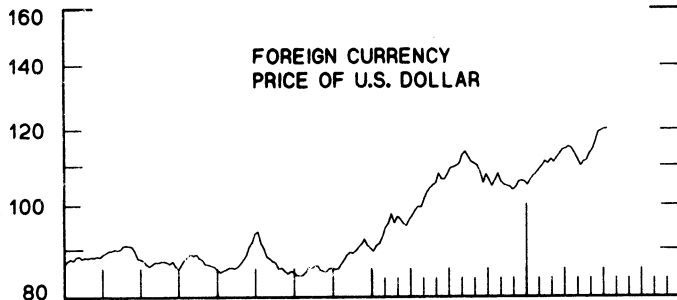
Weekly \$15.00 per year or \$.40 each in the United States, its possessions, Canada, and Mexico; 10 or more of the same issue to one address, \$13.50 per year or \$.35 each. Elsewhere, \$20.00 per year or \$.50 each. Address requests to Publications Services, Division of Administrative Services, and make payment remittance payable to the order of the Board of Governors of the Federal Reserve System in a form collectible at par in U.S. Currency.

SPOT EXCHANGE INDICES

DOLLAR PRICES OF FOREIGN CURRENCIES AND WEIGHTED AVERAGE VALUES (THIN LINE)
AVERAGES FOR WEEK ENDING WEDNESDAY

RATIO SCALE
MARCH 1973=100

RATIO SCALE
MARCH 1973=100



1980

1982

1980

1982

CHART 2
3-MONTH FORWARD EXCHANGE RATES
 PREMIUM (+) OR (-)
 AVERAGES FOR WEEK ENDING WEDNESDAY

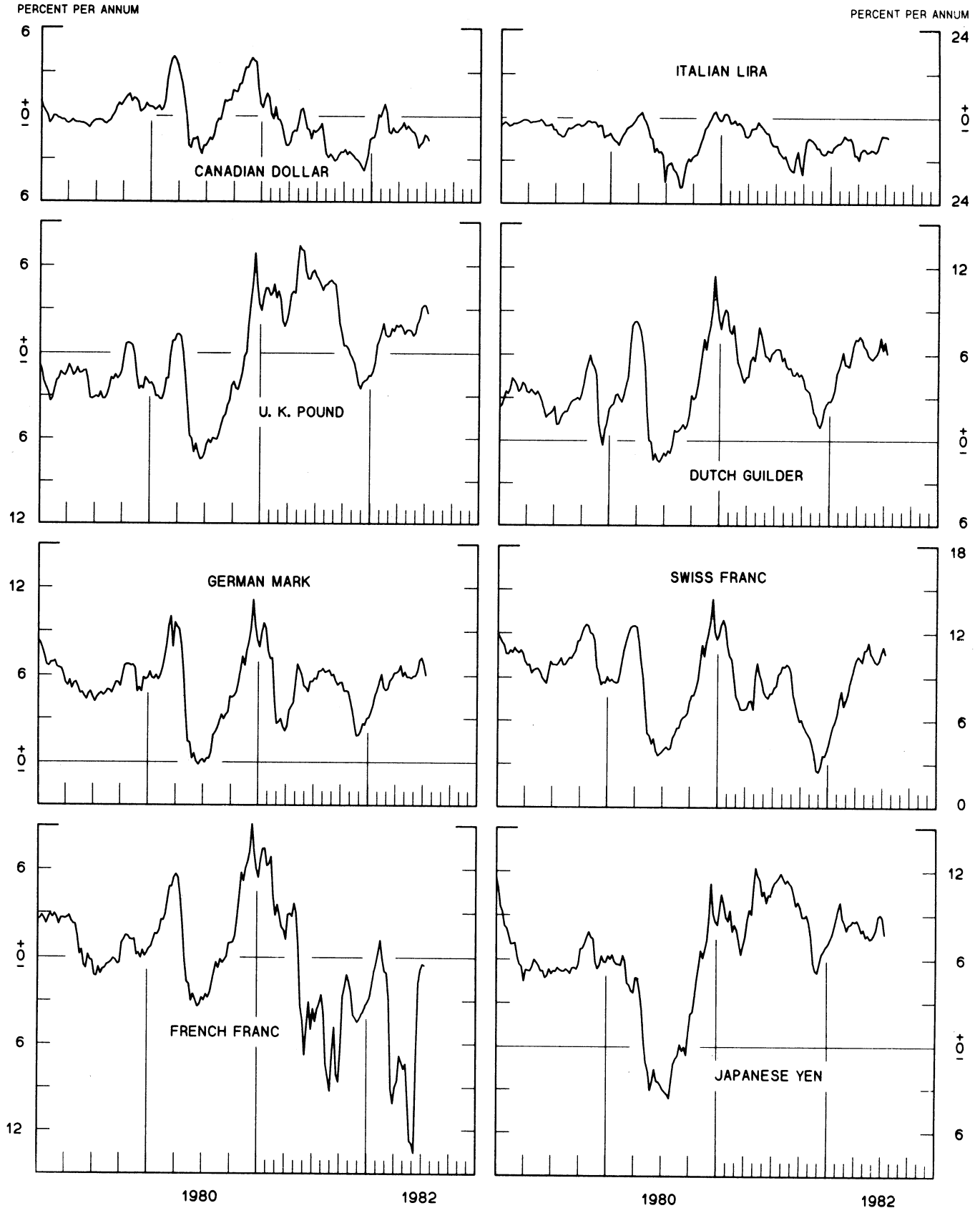


CHART 3
PRICE OF GOLD IN LONDON
AVERAGES FOR WEEK ENDING WEDNESDAY

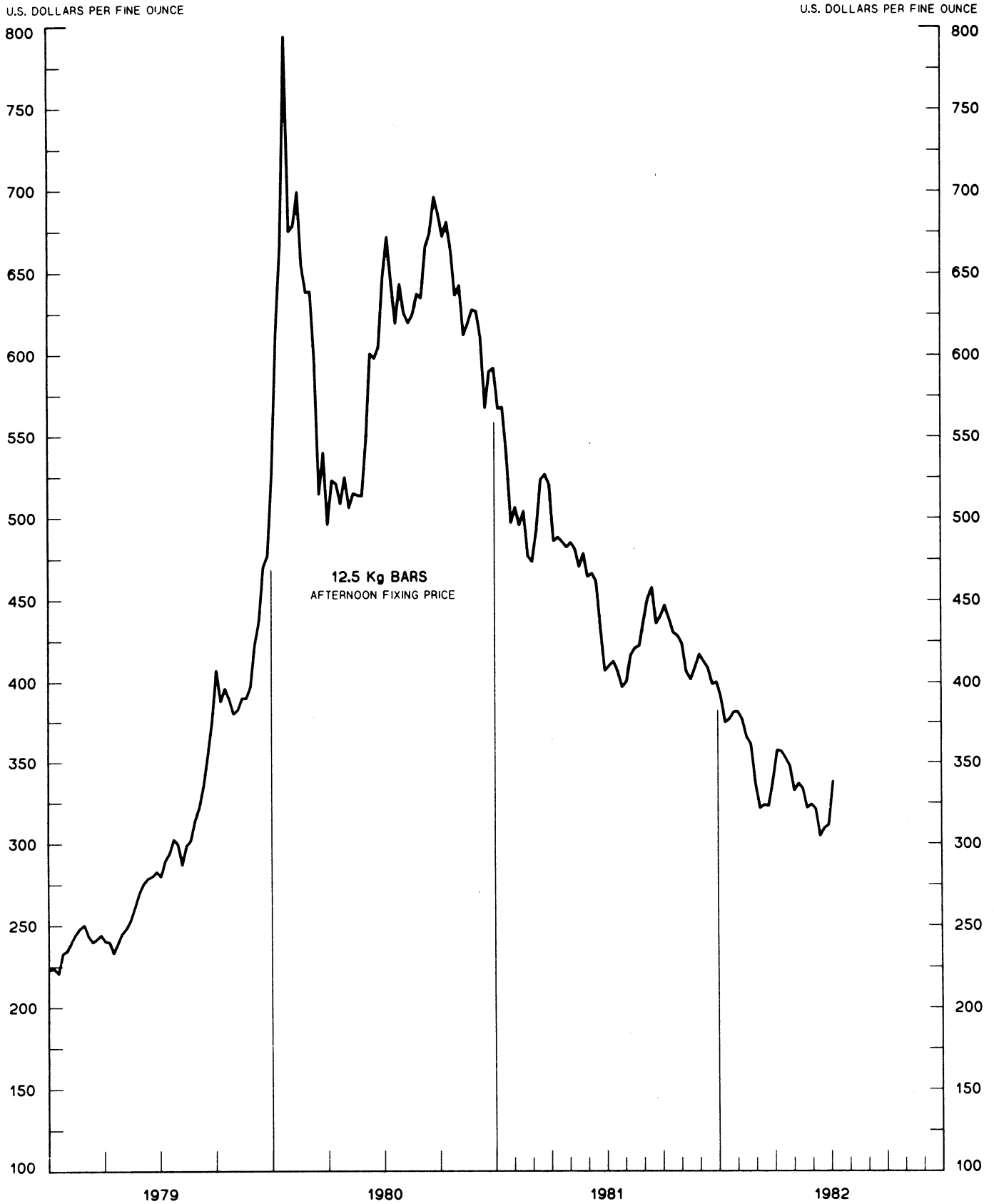
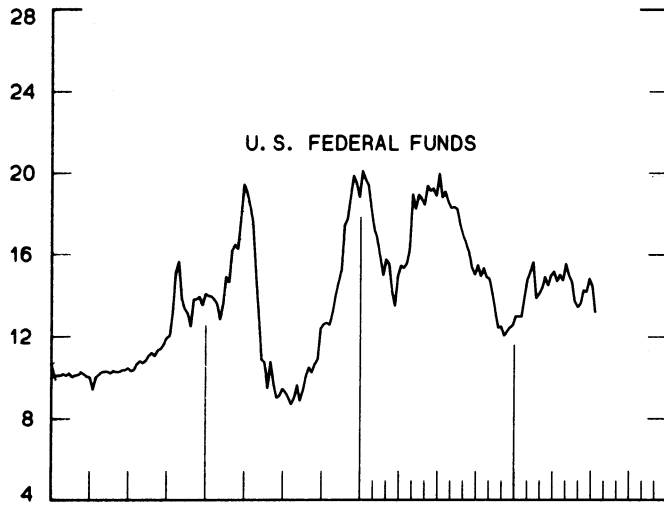
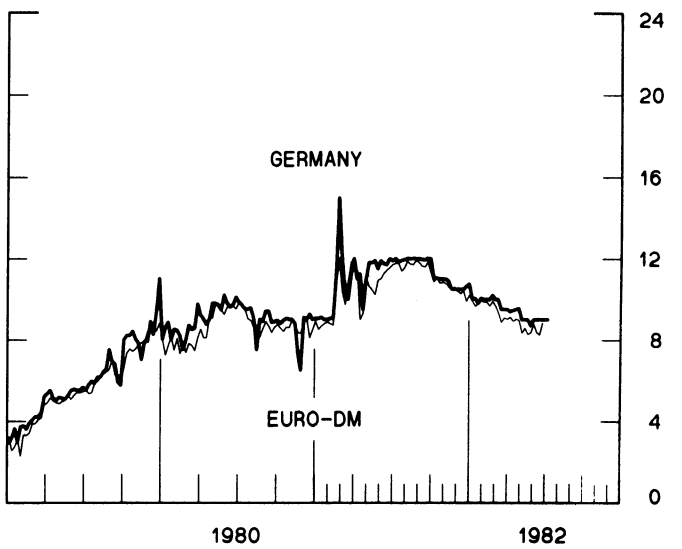
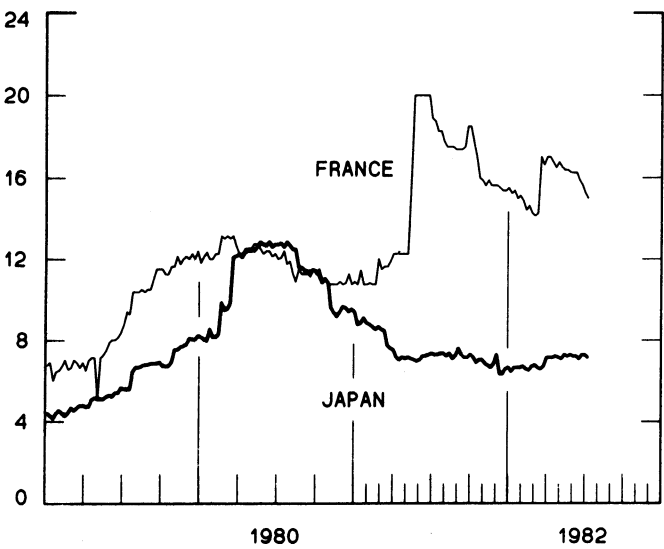
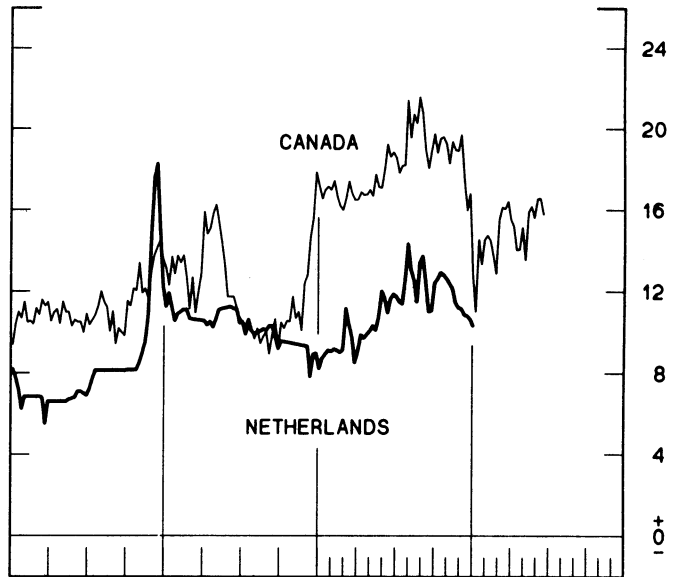
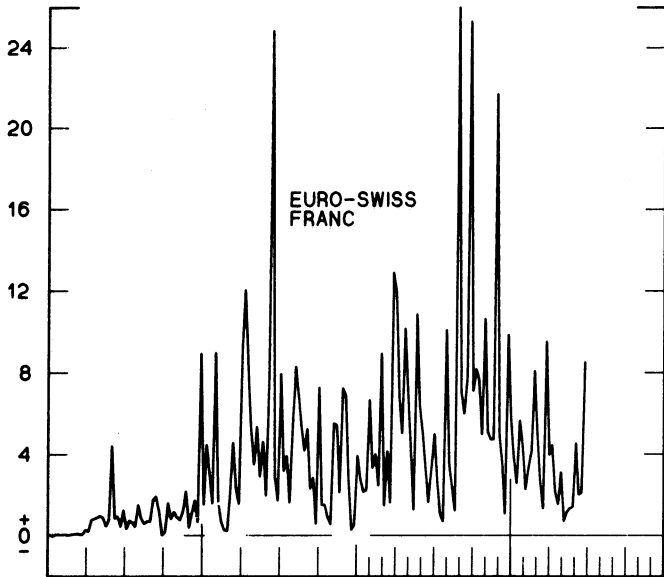
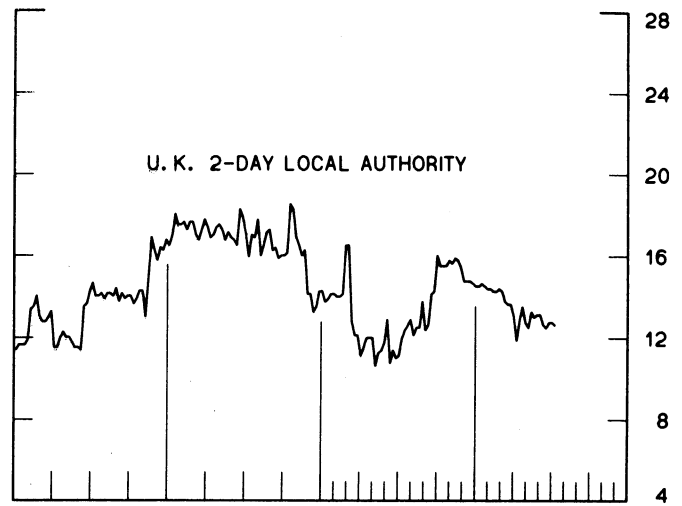


CHART 4
CALL MONEY RATES
 WEEKLY SERIES

PERCENT PER ANNUM



PERCENT PER ANNUM



1980

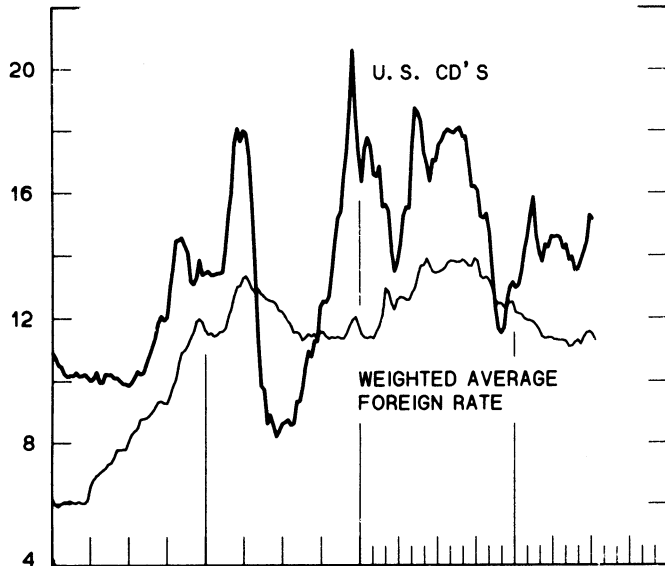
1982

1980

1982

CHART 5
3-MONTH INTEREST RATES
 WEEKLY SERIES

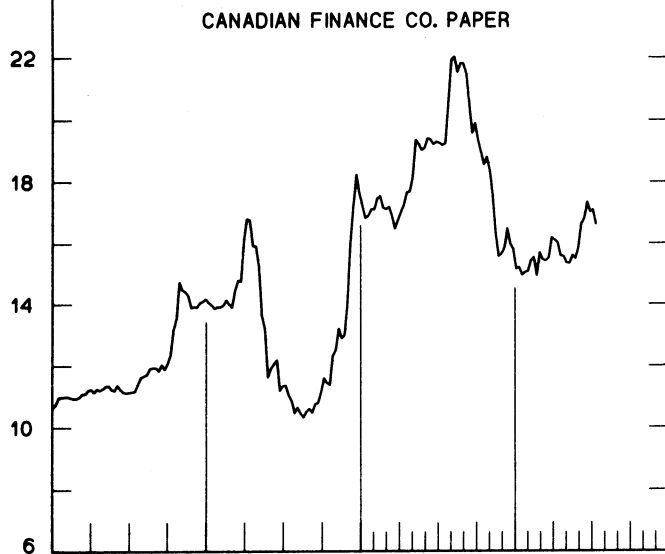
PERCENT PER ANNUM



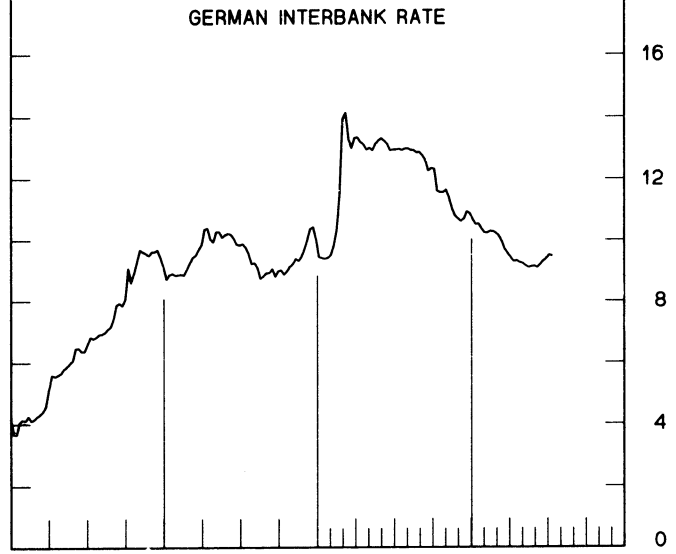
PERCENT PER ANNUM



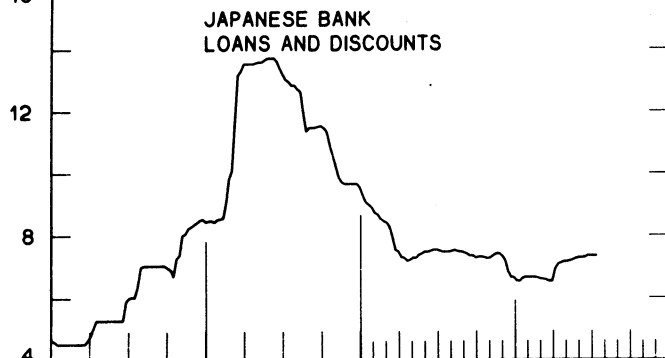
26



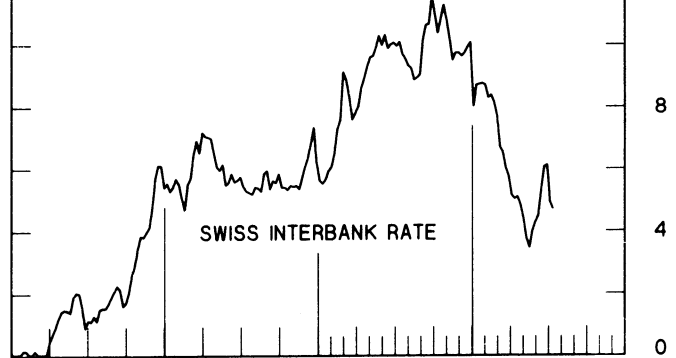
20



16



12



1980

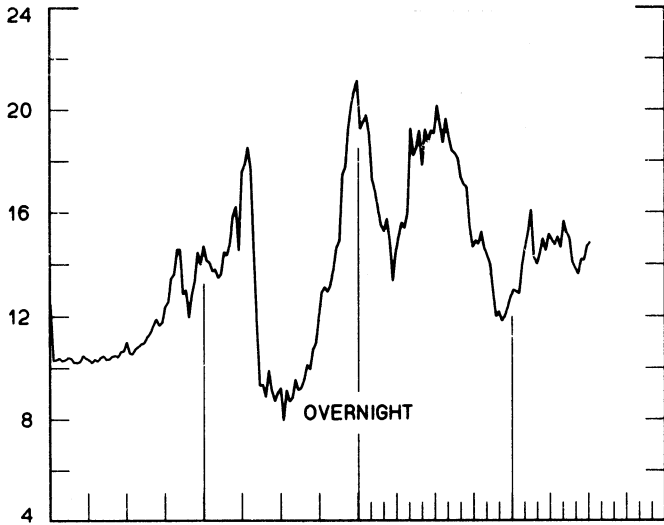
1982

1980

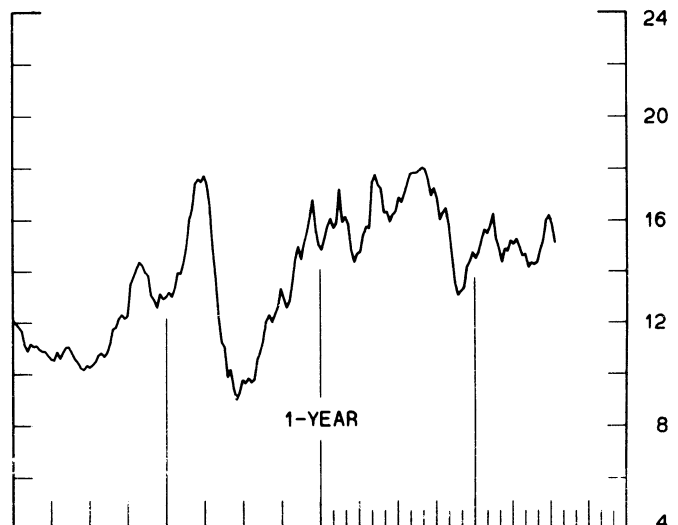
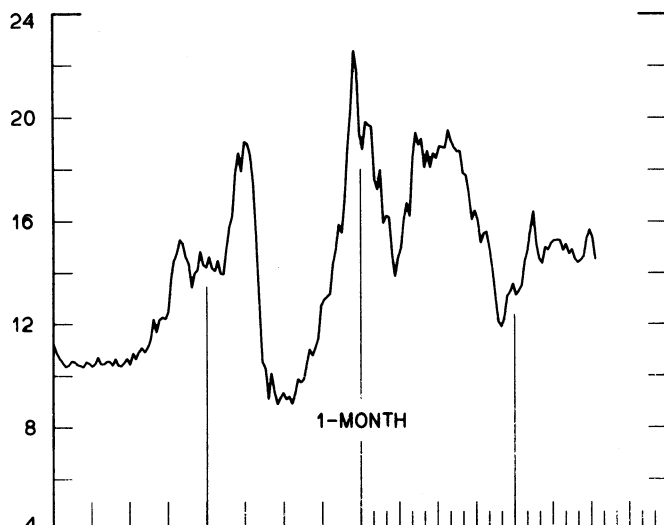
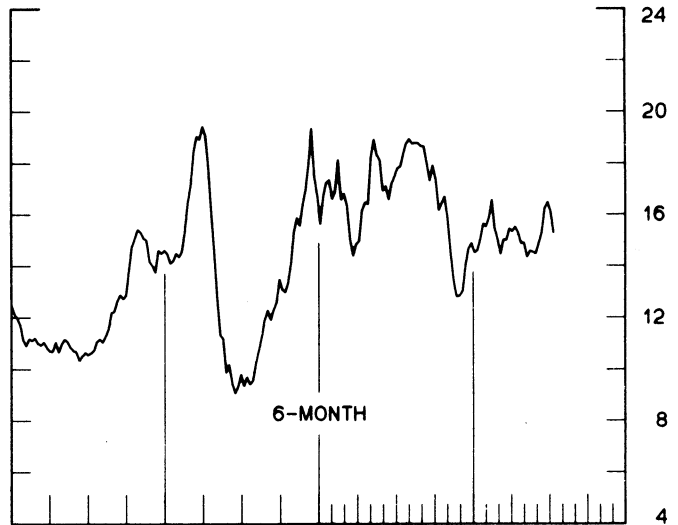
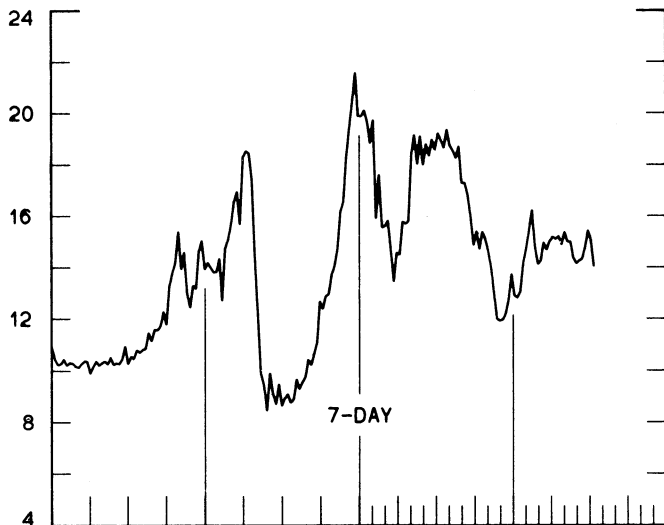
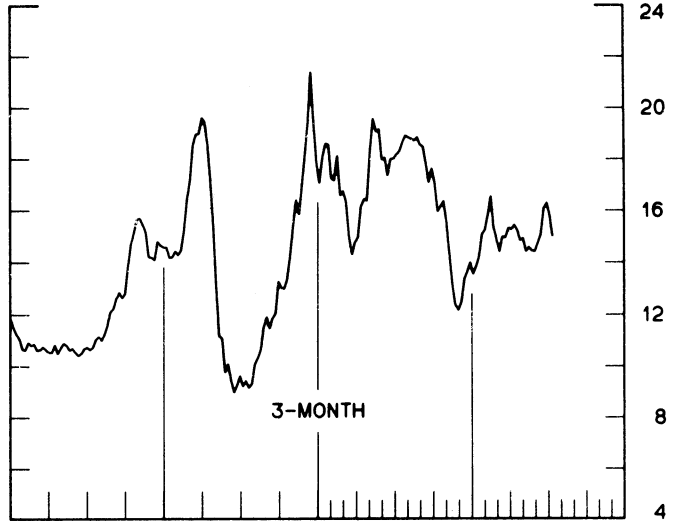
1982

CHART 6
EURO-DOLLAR DEPOSIT RATES LONDON
 AVERAGES FOR WEEK ENDING WEDNESDAY

PERCENT PER ANNUM



PERCENT PER ANNUM



1980

1982

1980

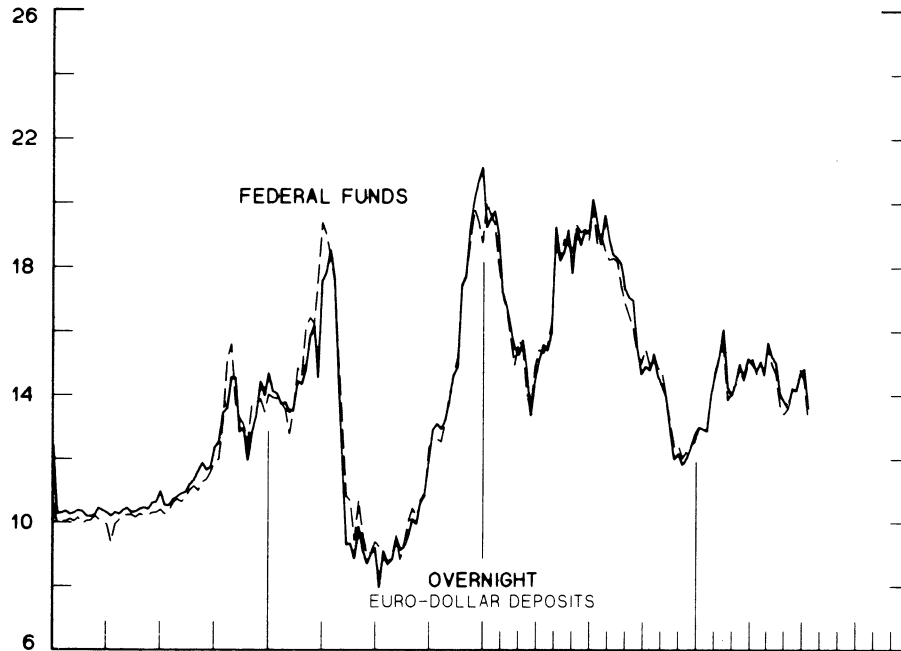
1982

CHART 7

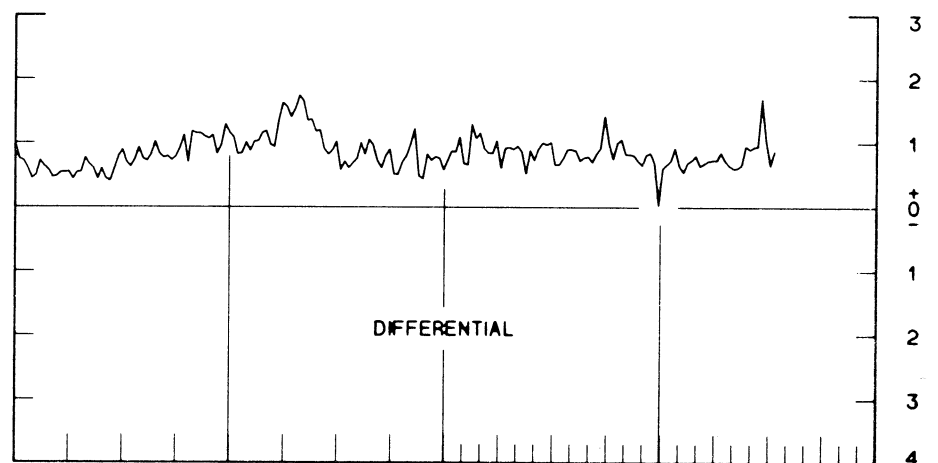
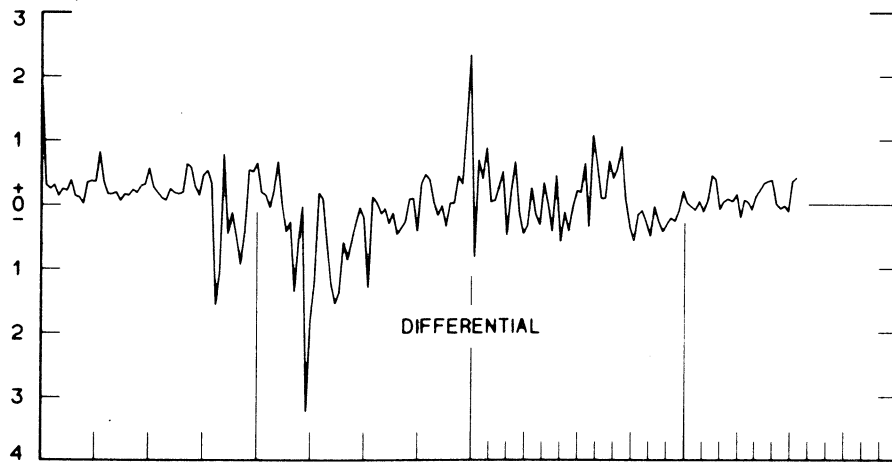
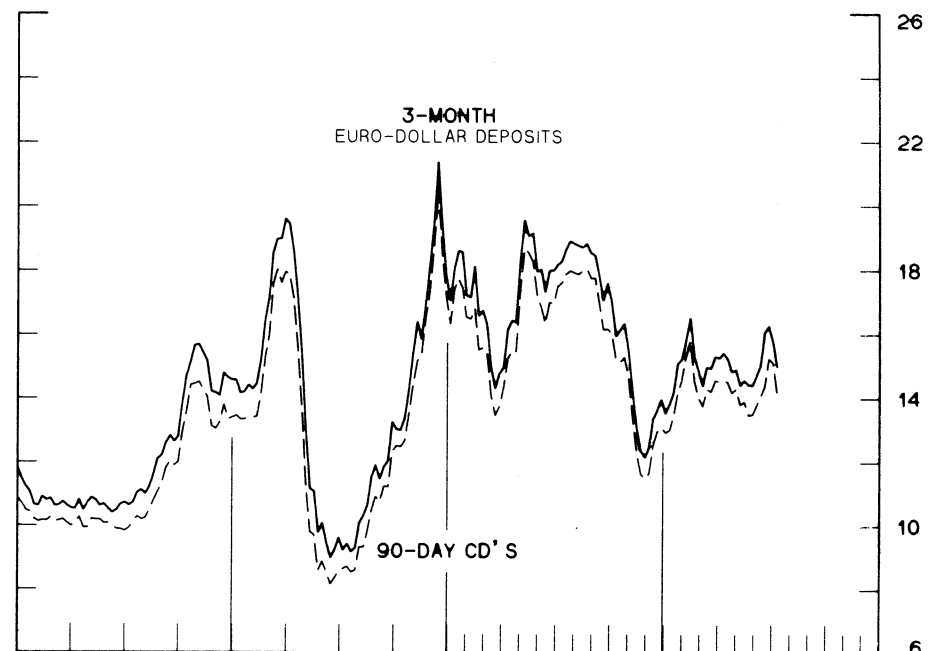
SELECTED EURO-DOLLAR AND U. S. MONEY MARKET RATES

DIFFERENTIAL: PLUS(+), FAVORS BORROWING IN U. S.
AVERAGES FOR WEEK ENDING WEDNESDAY

PERCENT PER ANNUM



PERCENT PER ANNUM



1980

1982

1980

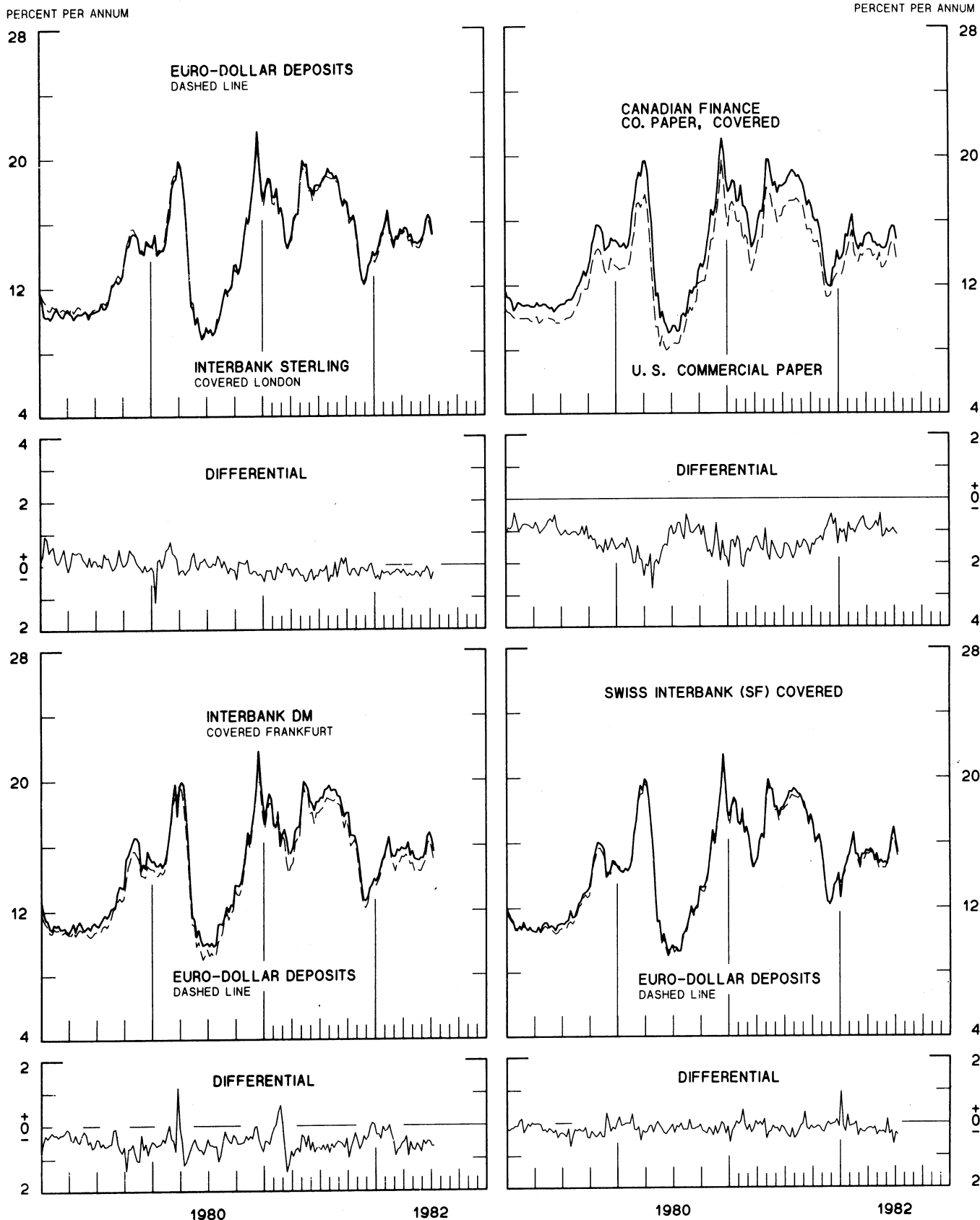
1982

1 PERCENT ON DIFFERENTIAL SCALE = 2 PERCENT ON RATE SCALE

CHART 8

INTEREST ARBITRAGE: 3-MONTH FUNDS

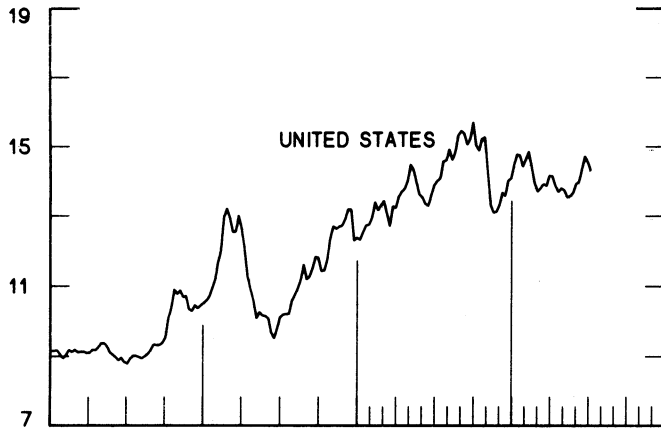
DIFFERENTIAL: PLUS(+), INDICATES FAVOR DOLLAR ASSETS
AVERAGES FOR WEEK ENDING WEDNESDAY



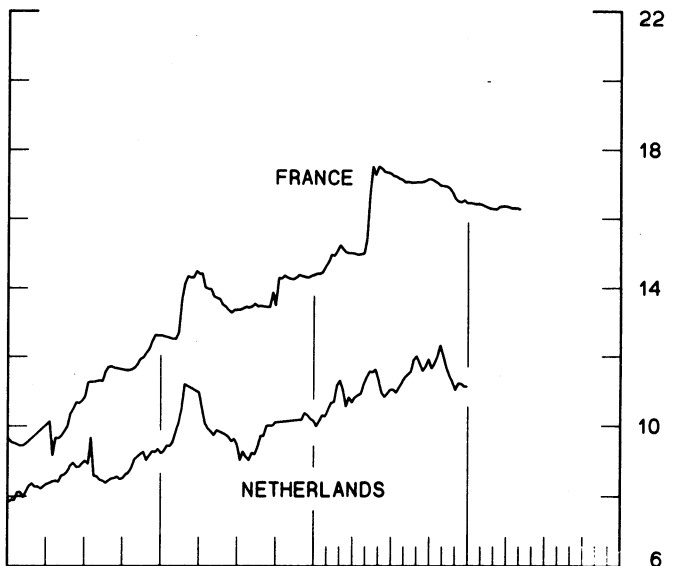
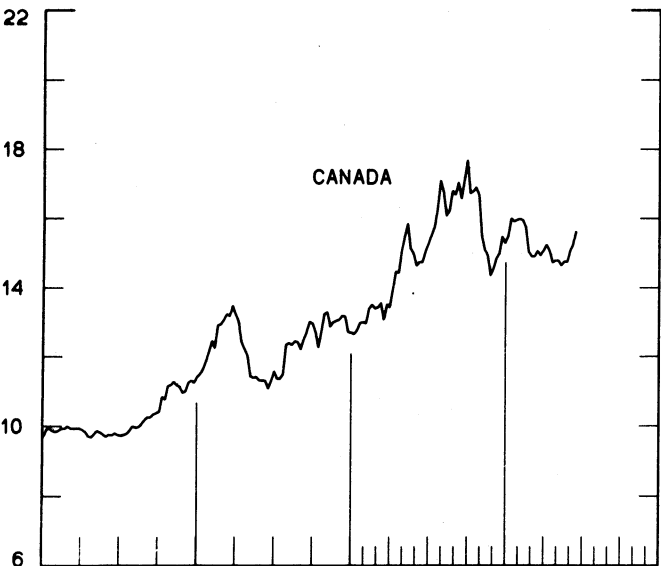
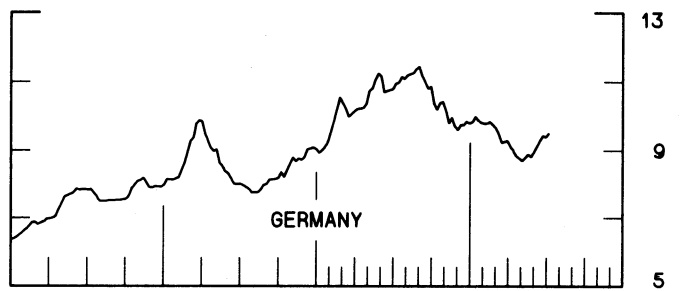
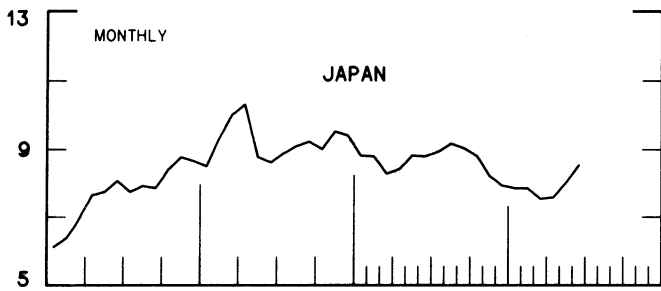
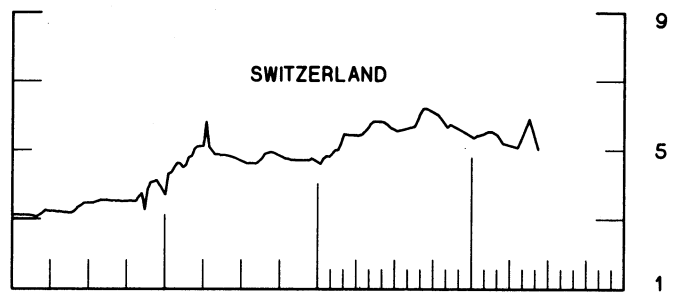
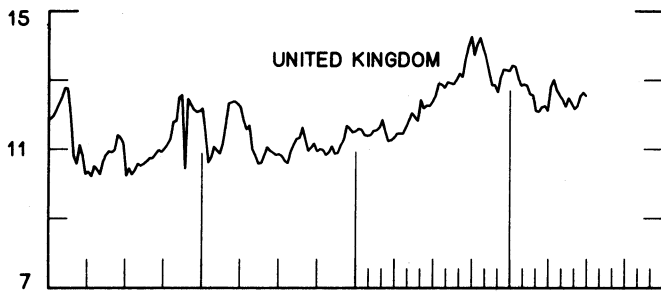
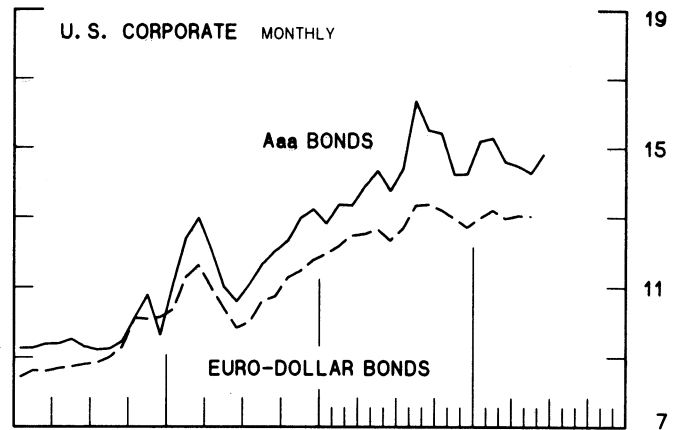
1 PERCENT ON DIFFERENTIAL SCALE = 2 PERCENT ON RATE SCALE

CHART 9
LONG-TERM GOVERNMENT BOND YIELDS
 WEEKLY SERIES

PERCENT PER ANNUM



PERCENT PER ANNUM



1980

1982

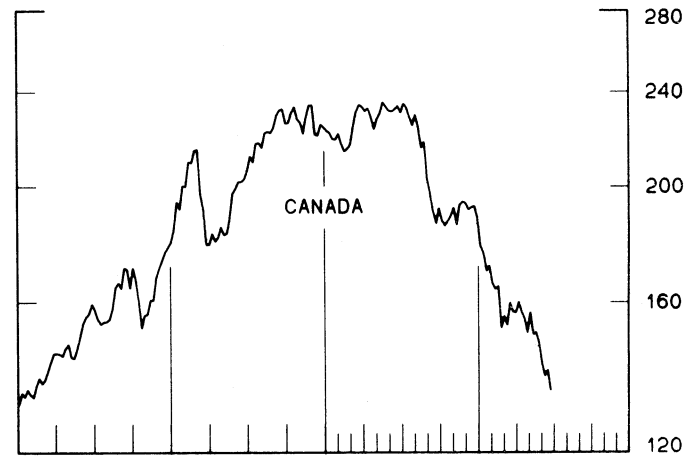
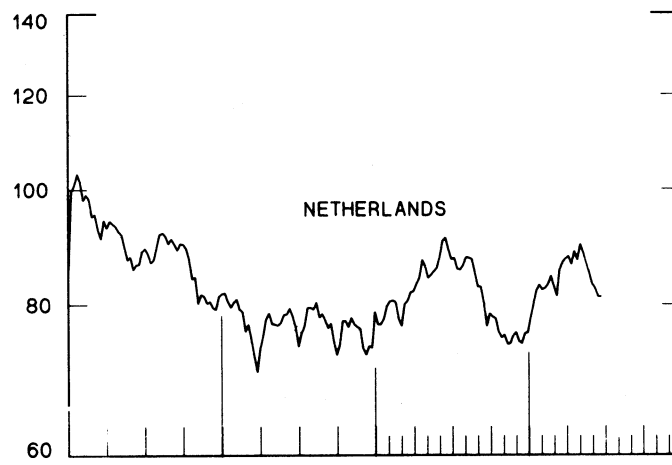
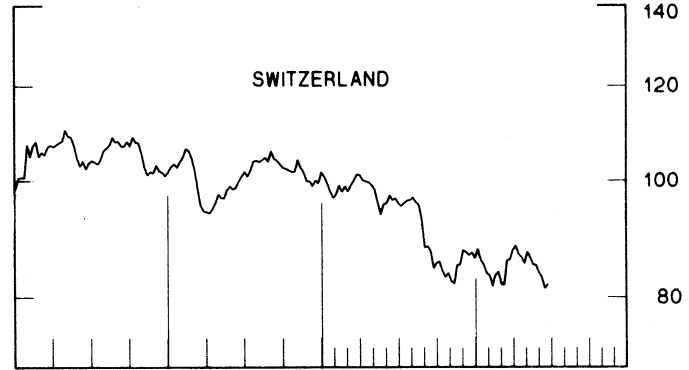
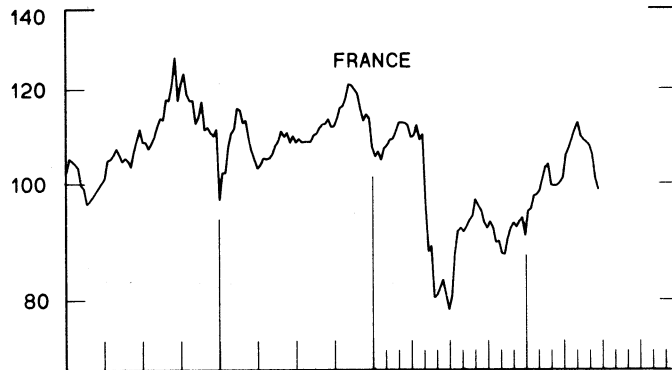
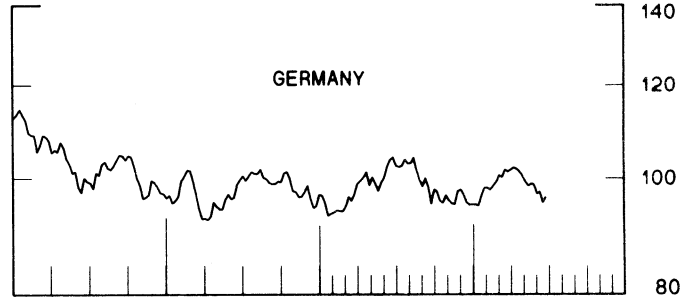
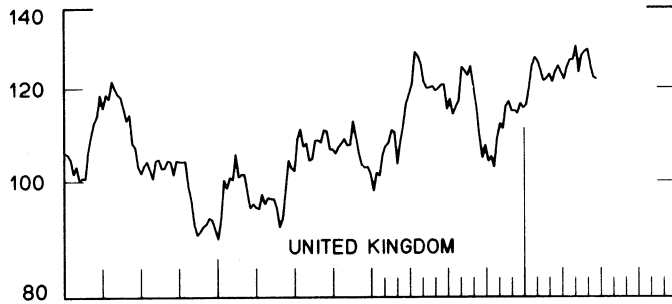
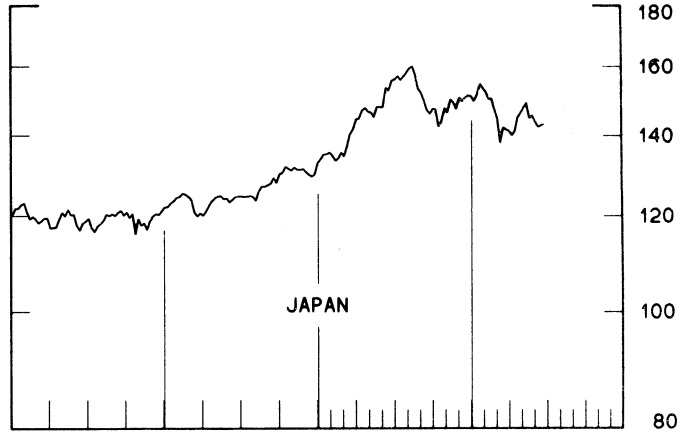
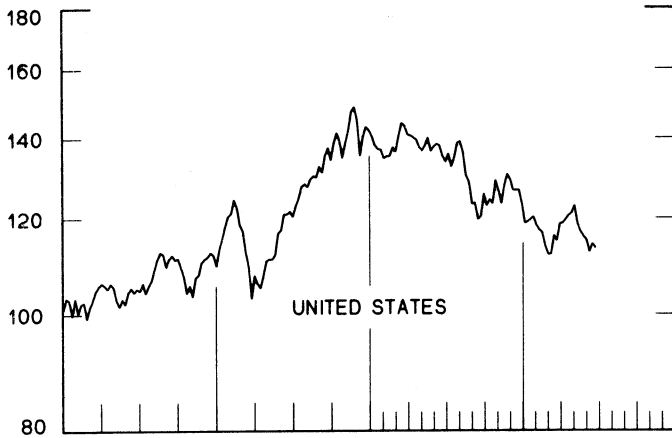
1980

1982

CHART 10
INDUSTRIAL STOCK INDICES
WEEKLY SERIES

RATIO SCALE
1969=100

RATIO SCALE
1969=100



1980

1982

1980

1982

SERIES NAME

LAST VALUE PLOTTED
DATE VALUE

CHART 1. SPOT EXCHANGE RATES AND INDICES

WEEKLY AVERAGES, NOON BUYING RATES (U.S. CENTS)

GERMAN MARK	JULY 14	40.07
JAPANESE YEN	JULY 14	0.39010
DUTCH GUILDER	JULY 14	36.34
U.K. POUND	JULY 14	172.26
CANADIAN DOLLAR	JULY 14	78.30
FRENCH FRANC	JULY 14	14.42
SWISS FRANC	JULY 14	47.00
BELGIAN FRANC	JULY 14	2.10571
ITALIAN LIRA	JULY 14	0.07164

INDICES, MARCH 1973 BASE RATES = 100

GERMAN MARK	JULY 14	112.73
JAPANESE YEN	JULY 14	102.14
DUTCH GUILDER	JULY 14	104.33
U.K. POUND	JULY 14	69.67
CANADIAN DOLLAR	JULY 14	78.04
FRENCH FRANC	JULY 14	65.00
SWISS FRANC	JULY 14	151.20
BELGIAN FRANC	JULY 14	82.98
ITALIAN LIRA	JULY 14	40.70

WEIGHTED AVERAGE EXCHANGE VALUE INDICES, MAR 1973 = 100
(6-10 COUNTRIES PLUS SWITZERLAND)

U.S. DOLLAR	JULY 14	120.09
GERMAN MARK	JULY 14	137.11
JAPANESE YEN	JULY 14	120.33
DUTCH GUILDER	JULY 14	122.07
U.K. POUND	JULY 14	78.68
CANADIAN DOLLAR	JULY 14	89.41
FRENCH FRANC	JULY 14	72.64
SWISS FRANC	JULY 14	177.46
BELGIAN FRANC	JULY 14	95.62
ITALIAN LIRA	JULY 14	44.37
SWEDISH KRUNA	JULY 14	82.35

CHART 2. 3-MONTH FORWARD EXCHANGE RATES, PREMIUM OR DISCOUNT

CANADIAN DOLLAR	JULY 14	-1.70
U.K. POUND	JULY 14	2.73
GERMAN MARK	JULY 14	6.03
FRENCH FRANC	JULY 14	-0.53
SWISS FRANC	JULY 14	10.61
DUTCH GUILDER	JULY 14	6.08
JAPANESE YEN	JULY 14	7.74
ITALIAN LIRA	JULY 14	-5.58

LAST VALUE PLOTTED
DATE VALUE

SERIES NAME

CHART 3. GOLD PRICE IN LONDON, AFTERNOON FIXING

U.S. DOLLARS PER FINE OUNCE JULY 14 338.05

CHART 4. CALL MONEY RATES

U.S. FEDERAL FUNDS	JULY 14	13.18
OVERNIGHT EURO-DOLLAR DEPOSITS	JULY 14	13.60
U.K. 2-DAY LOCAL AUTHORITY DEPOSITS	JULY 9	12.63
CANADA	JUNE 18	15.80
GERMANY	JULY 9	9.00
EURO-DM	JUNE 25	8.84
JAPAN	JULY 9	7.13
FRANCE	JULY 9	15.00
NETHERLANDS	JAN. 1	10.30
EURO-SWISS FRANC	JUNE 25	8.50

CHART 5. 3-MONTH INTEREST RATES

U.S. 90-DAY CD'S, SECONDARY MARKET	JULY 14	14.13
GERMAN INTERBANK LOAN	JULY 14	9.45
JAPANESE BANK LOANS & DISCOUNTS	JULY 14	7.31
CANADIAN FINANCE PAPER	JULY 14	16.58
INTERBANK STERLING	JULY 14	12.43
SWISS INTERBANK LOAN	JULY 14	4.65
WEIGHTED AVERAGE FOREIGN INTEREST RATE (6-10 COUNTRIES PLUS SWITZERLAND)	JULY 14	11.26

CHART 6. EURO-DOLLAR DEPOSIT RATES: LONDON

OVERNIGHT	JULY 14	13.60
7-DAY	JULY 14	14.03
1-MONTH	JULY 14	14.50
3-MONTH	JULY 14	15.00
6-MONTH	JULY 14	15.25
1-YEAR	JULY 14	15.09

CHART 7. SELECTED EURO-DOLLAR AND U.S. MONEY MARKET RATES

OVERNIGHT EURO-DOLLAR DEPOSITS	JULY 14	13.60
U.S. FEDERAL FUNDS	JULY 14	13.18
DIFFERENTIAL ADJ. FOR RESERVE REQUIREMENTS	JULY 14	0.42
3-MONTH EURO-DOLLAR DEPOSIT RATE	JULY 14	15.00
U.S. 90-DAY CD'S, SECONDARY MARKET	JULY 14	14.13
DIFFERENTIAL	JULY 14	0.87

LAST VALUE PLOTTED
DATE VALUE

SERIES NAME

CHART 8. INTEREST ARBITRAGE, 3-MONTH FUNDS

EURO-DOLLAR DEPOSIT	JULY 14	15.00
INTERBANK STERLING (LONDON), COVERED	JULY 14	15.24
DIFFERENTIAL	JULY 14	-0.24
U.S. COMMERCIAL PAPER	JULY 14	13.69
CANADIAN FINANCE PAPER, COVERED	JULY 14	14.81
DIFFERENTIAL	JULY 14	-1.12
EURO-DOLLAR DEPOSIT	JULY 14	15.00
INTERBANK DM (FRANKFURT), COVERED	JULY 14	15.63
DIFFERENTIAL	JULY 14	-0.63
EURO-DOLLAR DEPOSIT	JULY 14	15.00
SWISS INTERBANK, COVERED	JULY 14	15.39
DIFFERENTIAL	JULY 14	-0.39

CHART 9. LONG TERM GOVERNMENT BOND YIELDS

UNITED STATES	JULY 9	14.30
GERMANY	JULY 9	9.49
JAPAN (MONTHLY)	JUNE	8.53
SWITZERLAND	JUNE 11	5.00
CANADA	JUNE 18	15.60
FRANCE	MAY 7	16.26
NETHERLANDS	JAN. 1	11.12
UNITED KINGDOM	JULY 2	12.53

U.S. CORPORATE

AAA BONDS	JUNE	14.81
EURO-DOLLAR BONDS	MAY	13.02

CHART 10. STOCK INDICES

UNITED STATES	JUNE 30	113.11
UNITED KINGDOM	JUNE 30	121.86
CANADA	JUNE 30	135.37
GERMANY	JUNE 30	96.39
SWITZERLAND	JUNE 30	82.07
NETHERLANDS	JUNE 30	81.31
FRANCE	JUNE 30	98.81
JAPAN	JUNE 30	142.99

FEDERAL RESERVE statistical release



H. 10 (512)

FOREIGN EXCHANGE RATES

JULY 19, 1982

FOR THE WEEK ENDING JULY 16, 1982

The Board of Governors of the Federal Reserve System is advised that the Federal Reserve Bank of New York has certified for customs purposes the following noon buying rate in New York City for cable transfers payable in foreign currencies:

COUNTRY	MONETARY UNIT	CURRENCY UNITS PER DOLLAR				
		JULY 12	JULY 13	JULY 14	JULY 15	JULY 16
ARGENTINA	PESO	20100.00	20100.00	20100.00	20100.00	20100.00
*AUSTRALIA	DOLLAR	101.57	101.13	101.18	101.21	101.24
AUSTRIA	SCHILLING	17.320	17.450	17.560	17.570	17.550
BELGIUM	FRANC	47.050	47.500	47.480	47.530	47.180
BRAZIL	CRUZEIRO	176.28	176.28	176.28	176.28	176.28
CANADA	DOLLAR	1.2717	1.2736	1.2712	1.2665	1.2637
CHILE	PESO	47.300	47.300	47.300	47.300	47.300
CHINA, P.R.	YUAN	1.9395	1.9395	1.9395	1.9395	1.9395
COLOMBIA	PESO	63.900	63.900	63.900	63.900	64.150
DENMARK	KRONE	8.5375	8.6400	8.6425	8.6250	8.5650
FINLAND	MARKKA	4.7245	4.7450	4.7625	4.7660	4.7630
FRANCE	FRANC	6.8830	6.9360	6.9325	6.9400	6.8875
GERMANY	D. MARK	2.4775	2.4970	2.4958	2.4925	2.4765
GREECE	DRACHMA	69.350	70.000	70.400	70.400	70.300
HONG KONG	DOLLAR	5.8675	5.8880	5.8985	5.8945	5.8940
INDIA	RUPEE	9.5500	9.5700	9.5900	9.5800	9.6100
INDONESIA	RUPIAH	658.00	658.00	658.00	658.00	660.50
IRAN	RIAL	NA	NA	NA	NA	NA
*IRELAND	POUND	139.25	137.90	137.80	139.10	138.90
ISRAEL	SHEKEL	25.200	25.510	25.510	25.490	25.520
ITALY	LIRA	1384.50	1397.00	1396.00	1394.00	1389.00
JAPAN	YEN	254.25	257.50	256.35	255.95	254.05
MALAYSIA	DOLLAR	2.3570	2.3635	2.3640	2.3630	2.3610
MEXICO	PESO	48.4300	48.4500	48.5000	48.5300	48.5900
NETHERLANDS	GUILDER	2.7300	2.7525	2.7520	2.7520	2.7310
*NEW ZEALAND	DOLLAR	74.180	73.750	74.000	73.880	73.900
NORWAY	KRONE	6.3500	6.4100	6.3880	6.3750	6.3550
PERU	SOL	690.50	690.50	690.50	690.50	696.00
PHILIPPINES	PESO	8.4750	8.4750	8.4750	8.4750	8.4800
PORTUGAL	ESCUDO	84.500	84.700	85.200	85.200	85.250
SINGAPORE	DOLLAR	2.1480	2.1530	2.1540	2.1535	2.1510
*SOUTH AFRICA	RAND	87.15	86.90	87.00	86.52	86.95
SOUTH KOREA	WON	744.00	744.00	744.00	744.00	741.65
SPAIN	PESETA	110.930	111.700	112.370	112.660	112.740
SRI LANKA	RUPEE	20.900	20.900	20.900	20.900	20.900
SWEDEN	KRONA	6.1275	6.1800	6.1675	6.1400	6.1350
SWITZERLAND	FRANC	2.1080	2.1300	2.1310	2.1230	2.1040
THAILAND	BAHT	23.000	23.000	23.000	23.000	23.000
*UNITED KINGDOM	POUND	173.25	172.25	172.30	172.15	172.40
VENEZUELA	BOLIVAR	4.2950	4.2950	4.2950	4.2950	4.2955

VALUE IN U.S. CENTS