

5-440

(516/517)

DATA FILE  
LIBRARY  
FEDERAL RESERVE BANK  
CHICAGO

FEDERAL RESERVE  
BANK OF CHICAGO  
JUL 19 1982

# Selected Interest & Exchange Rates

## Weekly Series of Charts

July 12, 1982

Prepared by the  
FINANCIAL MARKETS  
SECTION

DIVISION OF  
INTERNATIONAL FINANCE

BOARD OF GOVERNORS  
FEDERAL RESERVE SYSTEM  
Washington, D.C. 20551

---

# Table of Contents

## **TABLES**

1. LATEST FIGURES PLOTTED
2. DAILY CERTIFIED SPOT EXCHANGE RATES--H.10 RELEASE

## **CHARTS**

1. SPOT EXCHANGE RATE INDICES
2. 3-MONTH FORWARD EXCHANGE RATES
3. GOLD PRICE--LONDON
4. CALL MONEY RATES
5. 3-MONTH INTEREST RATES
6. EURO-DOLLAR DEPOSIT RATES
7. SELECTED EURO-DOLLAR AND U.S. MONEY MARKET RATES
8. INTEREST ARBITRAGE: 3-MONTH FUNDS
9. LONG-TERM GOVERNMENT BOND YIELDS
10. INDUSTRIAL STOCK INDICES

## **SUBSCRIPTION RATES:**

Weekly \$15.00 per year or \$.40 each in the United States, its possessions, Canada, and Mexico; 10 or more of the same issue to one address, \$13.50 per year or \$.35 each. Elsewhere, \$20.00 per year or \$.50 each. Address requests to Publications Services, Division of Administrative Services, and make payment remittance payable to the order of the Board of Governors of the Federal Reserve System in a form collectible at par in U.S. Currency.

CHART 1

# SPOT EXCHANGE INDICES

DOLLAR PRICES OF FOREIGN CURRENCIES AND WEIGHTED AVERAGE VALUES (THIN LINE)  
AVERAGES FOR WEEK ENDING WEDNESDAY

RATIO SCALE  
MARCH 1973=100

RATIO SCALE  
MARCH 1973=100

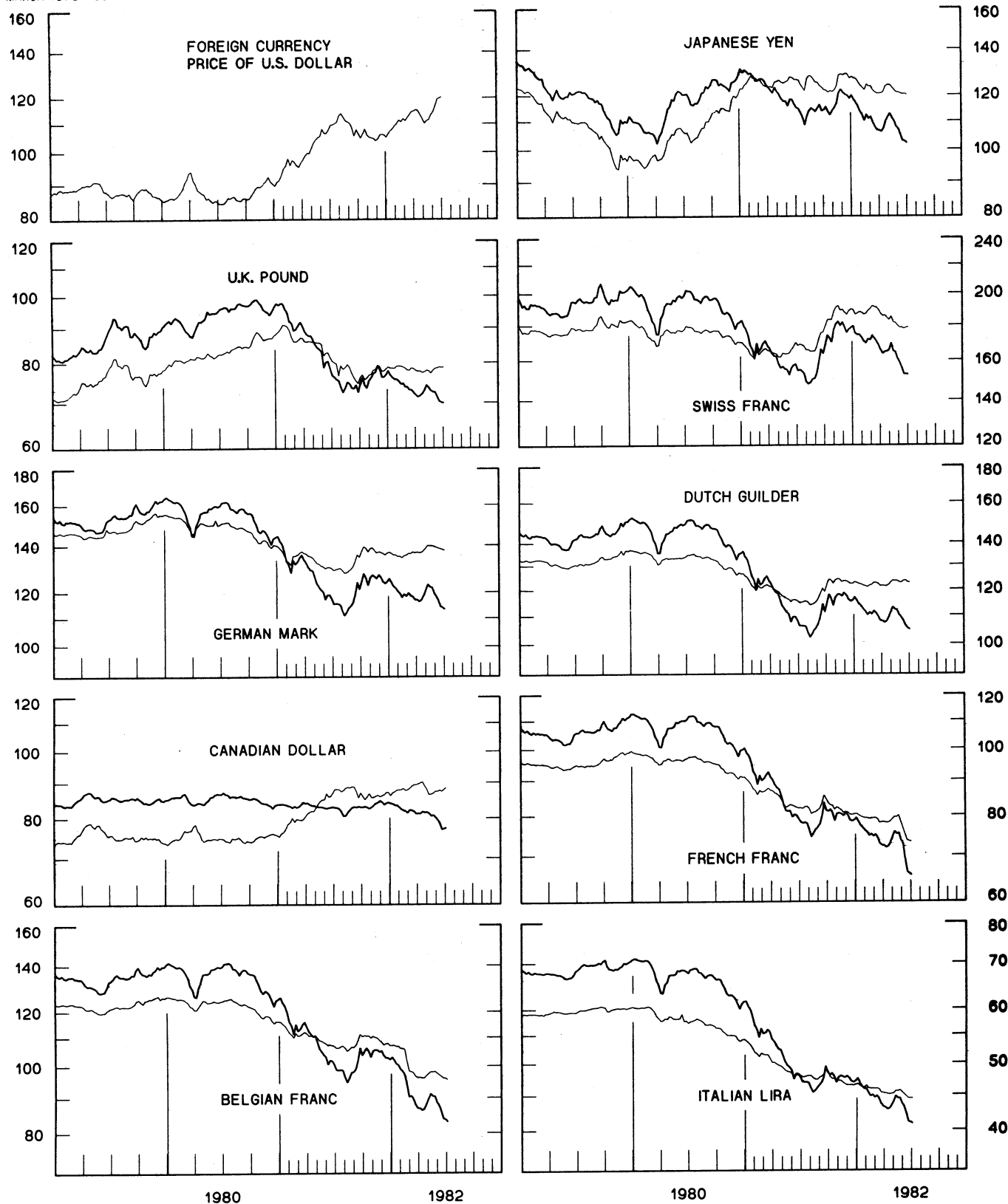


CHART 2  
**3-MONTH FORWARD EXCHANGE RATES**  
 PREMIUM (+) OR (-)  
 AVERAGES FOR WEEK ENDING WEDNESDAY

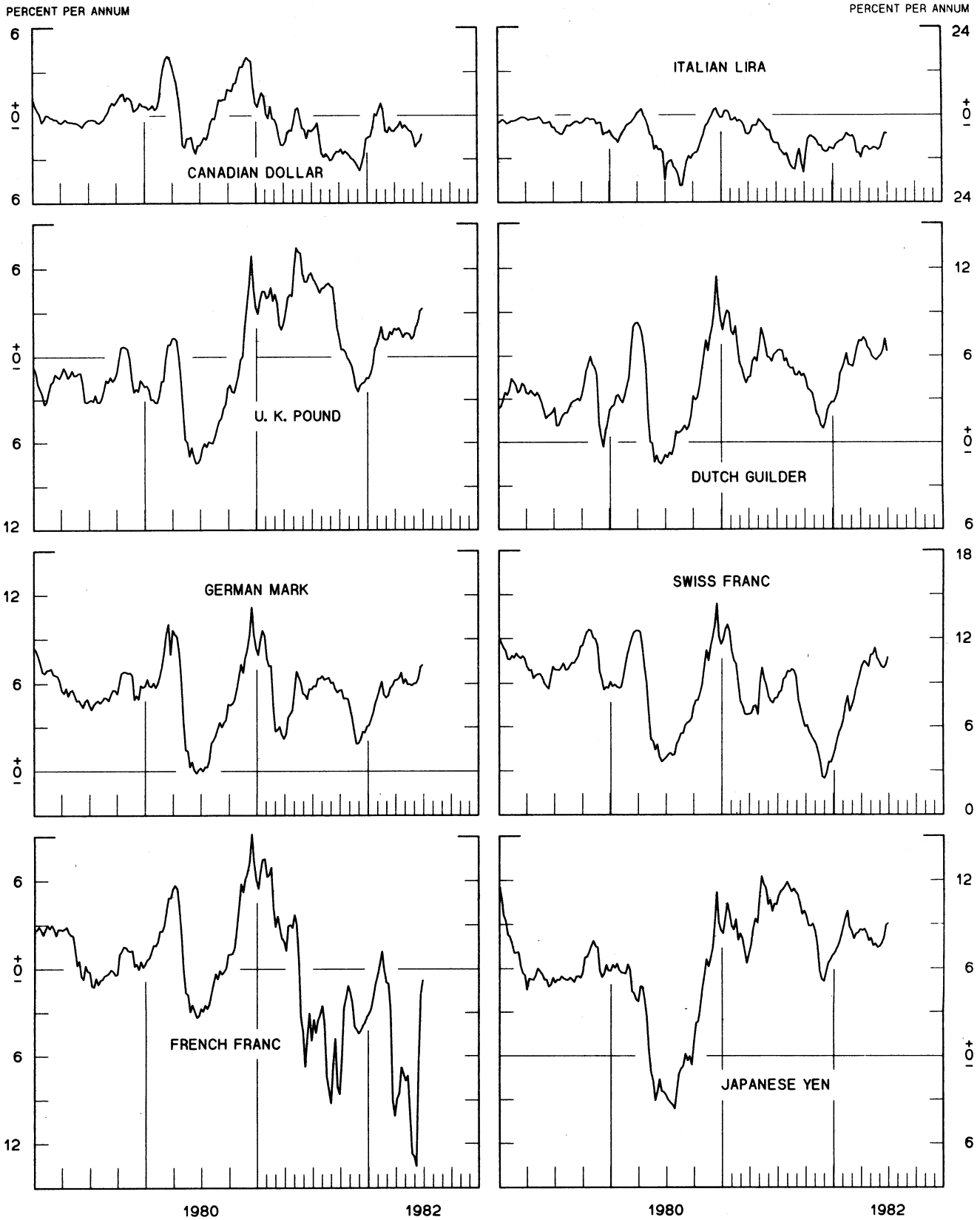


CHART 3  
PRICE OF GOLD IN LONDON  
AVERAGES FOR WEEK ENDING WEDNESDAY

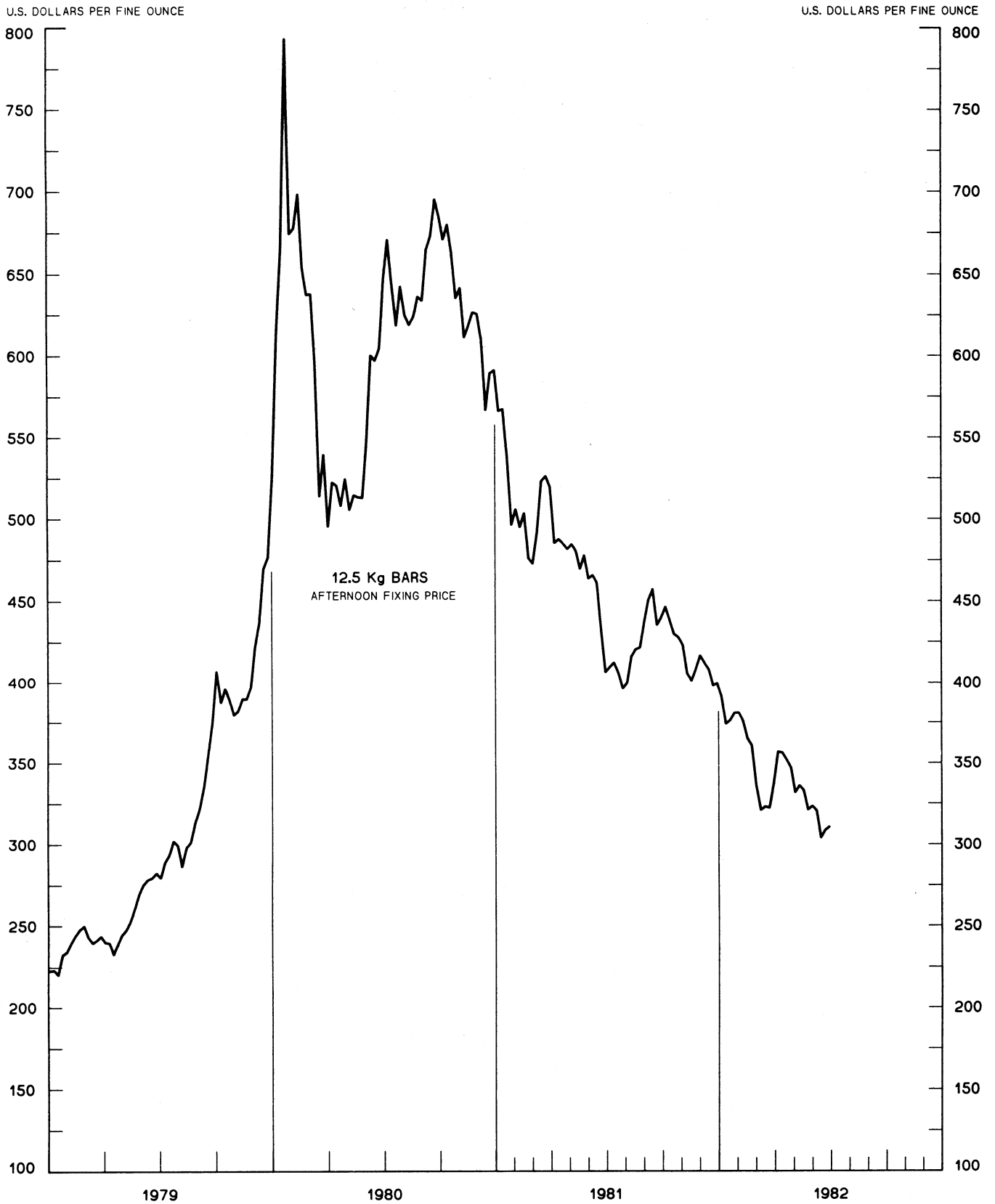


CHART 4  
**CALL MONEY RATES**  
 WEEKLY SERIES

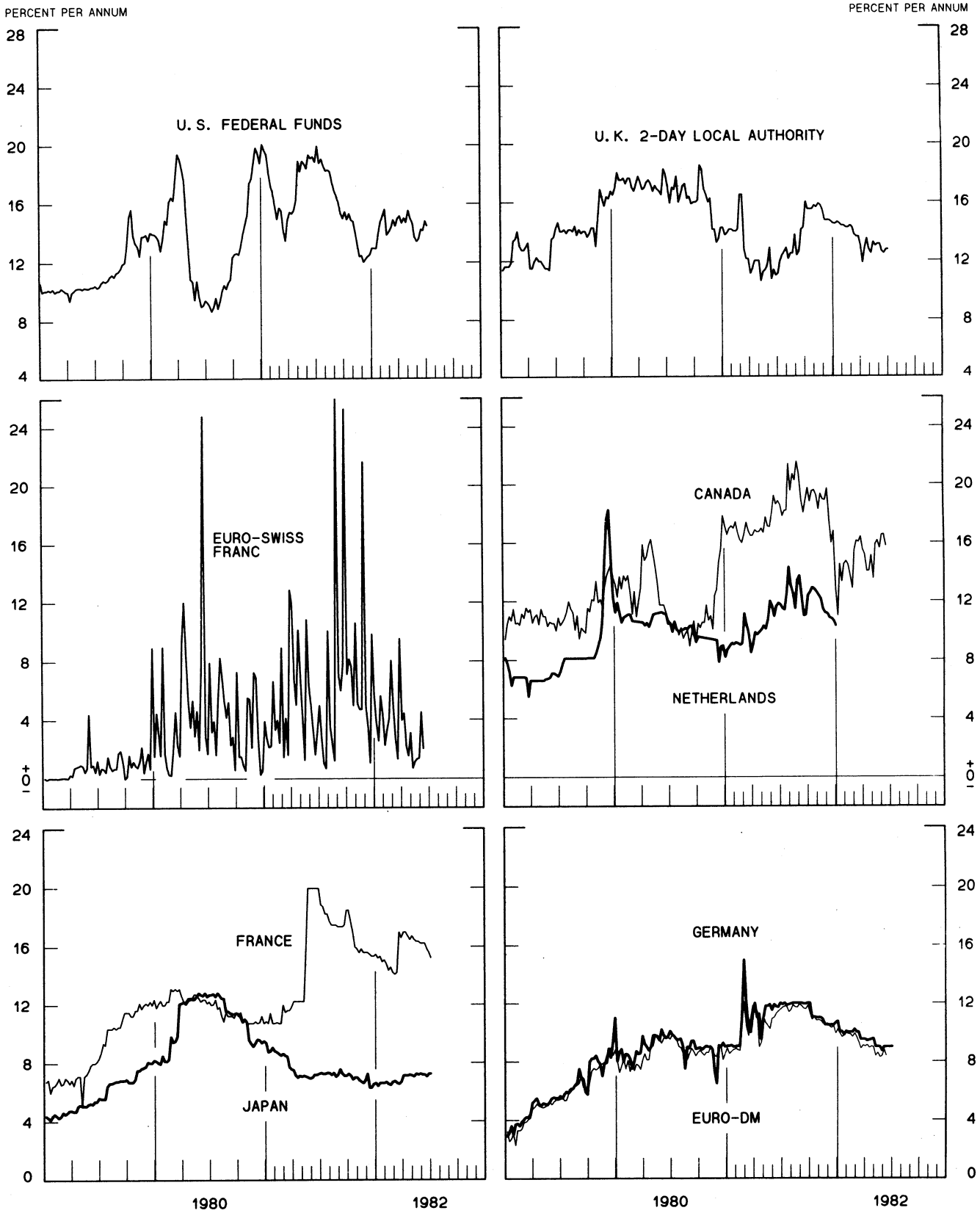
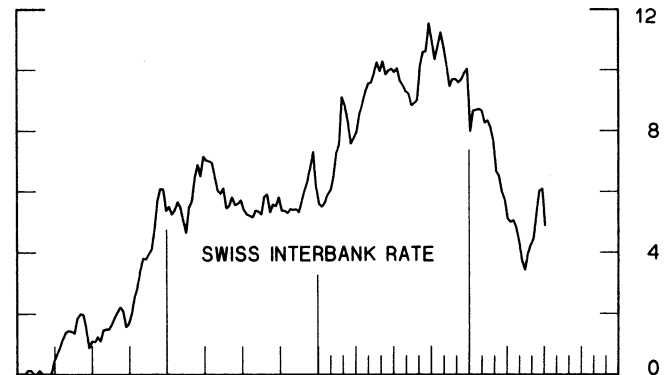
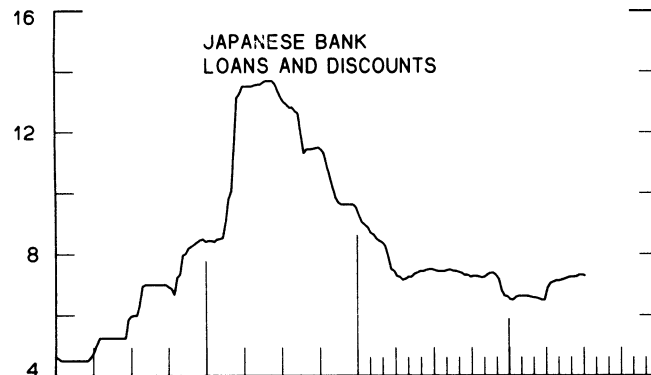
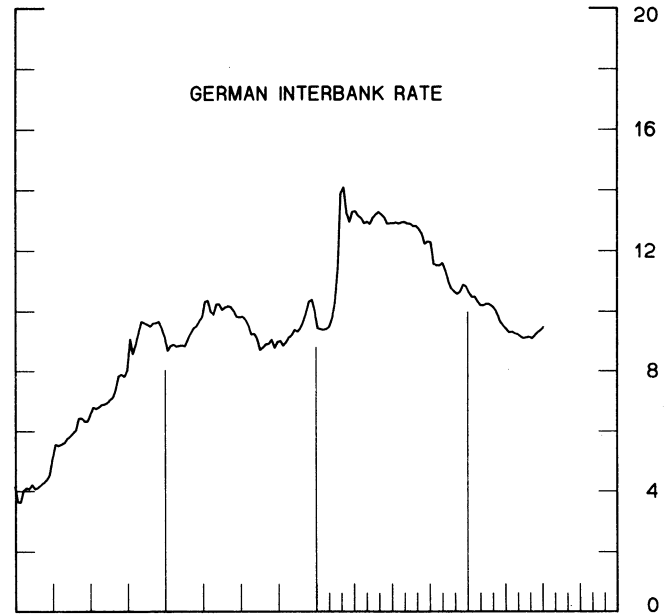
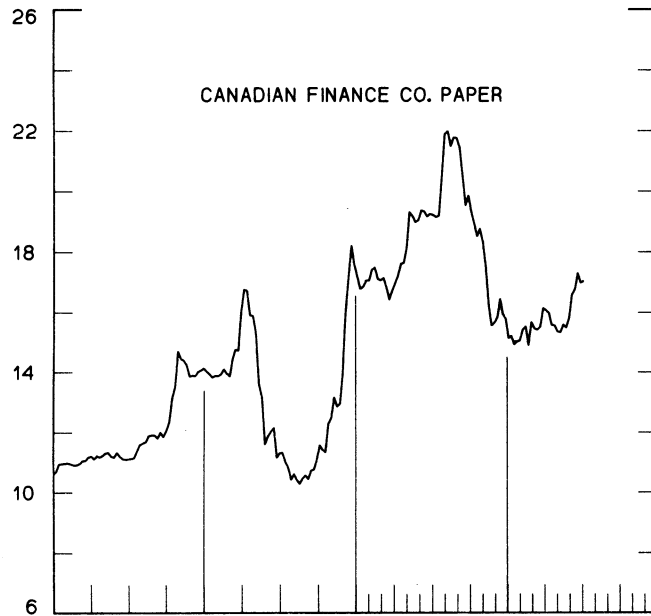
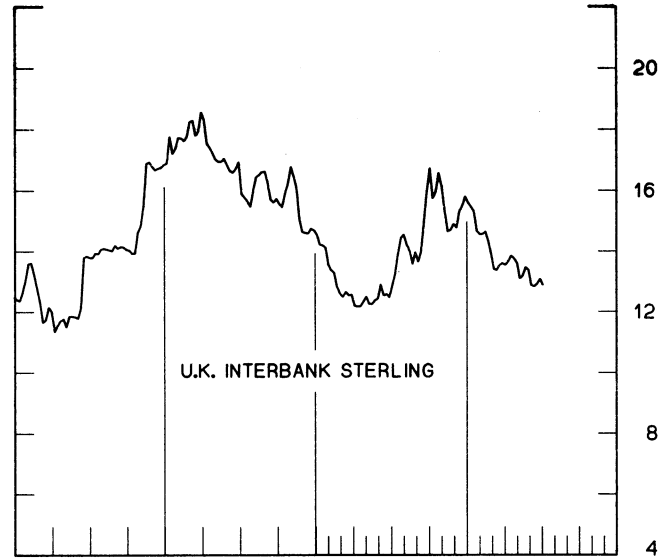
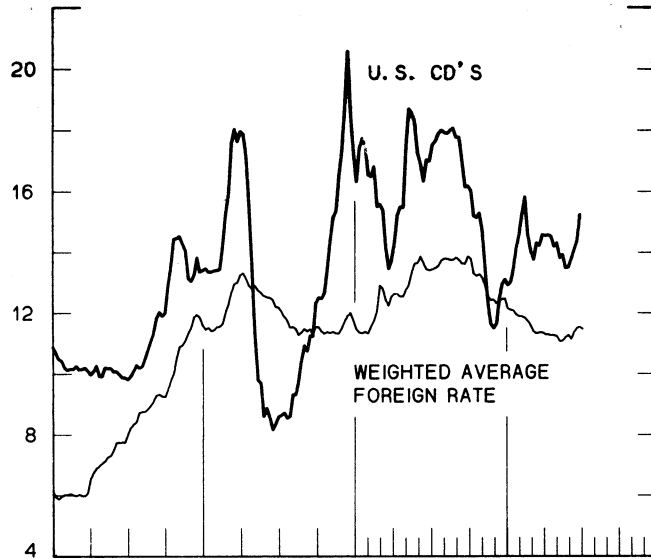


CHART 5  
**3-MONTH INTEREST RATES**  
 WEEKLY SERIES

PERCENT PER ANNUM

PERCENT PER ANNUM



1980

1982

1980

1982

CHART 6  
**EURO-DOLLAR DEPOSIT RATES LONDON**  
 AVERAGES FOR WEEK ENDING WEDNESDAY

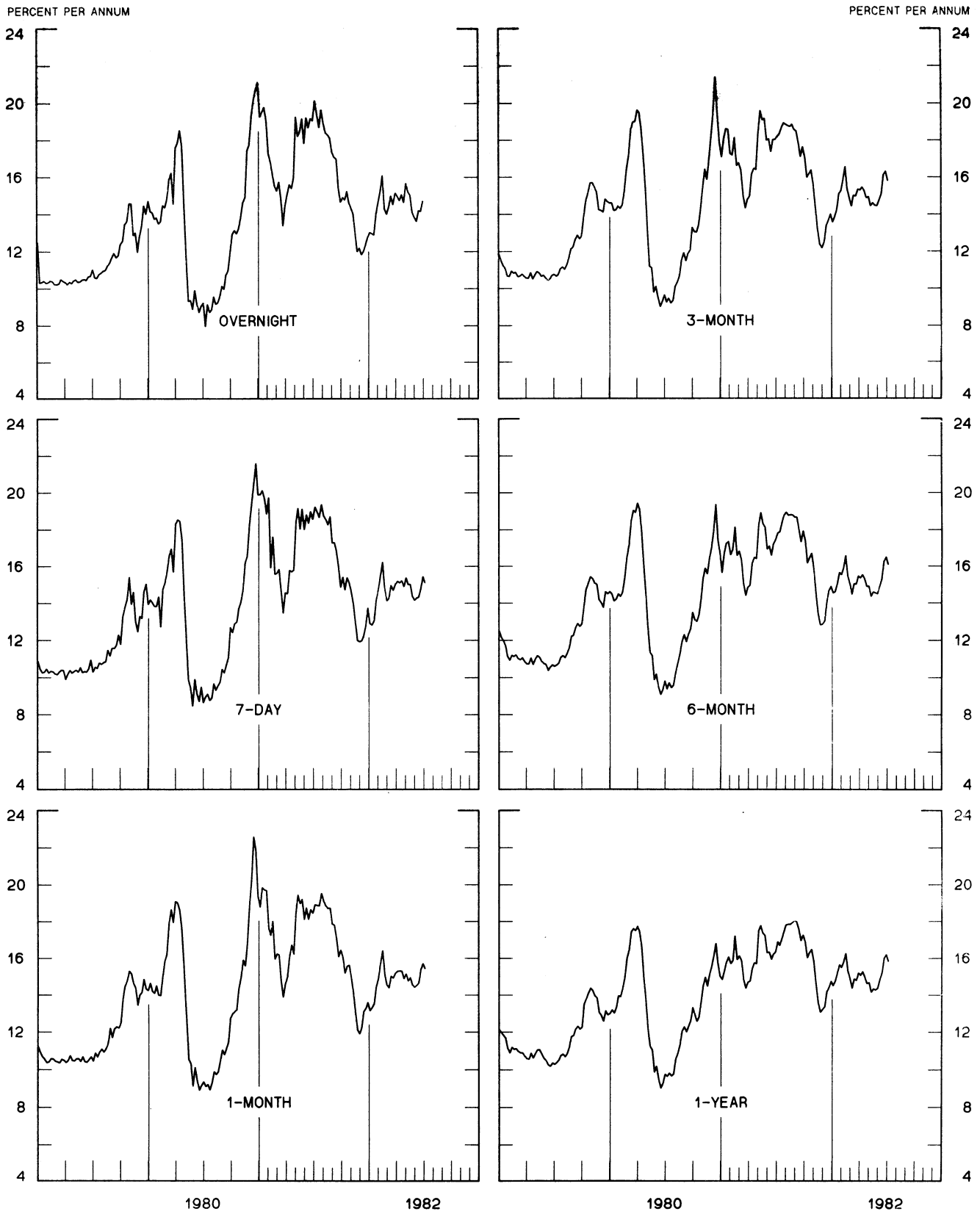
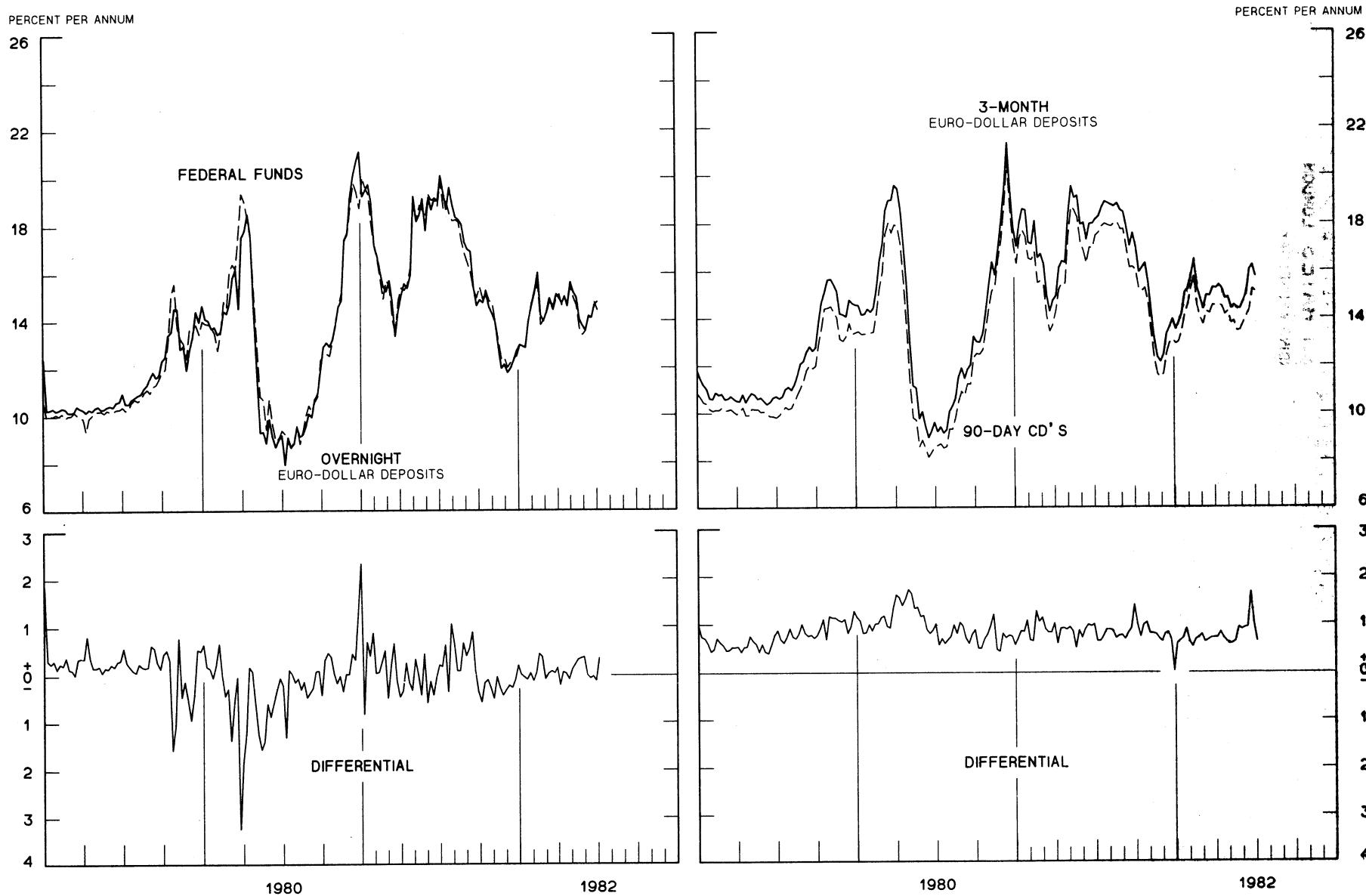




CHART 7  
**SELECTED EURO-DOLLAR AND U. S. MONEY MARKET RATES**

DIFFERENTIAL: PLUS(+), FAVORS BORROWING IN U. S.  
 AVERAGES FOR WEEK ENDING WEDNESDAY



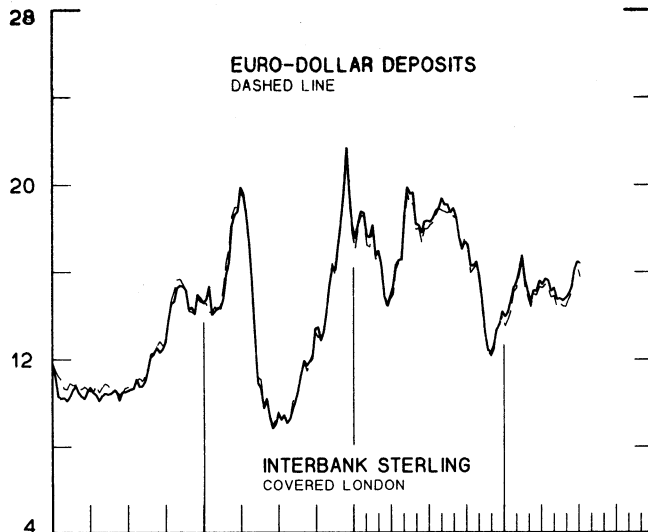
1 PERCENT ON DIFFERENTIAL SCALE = 2 PERCENT ON RATE SCALE

CHART 8

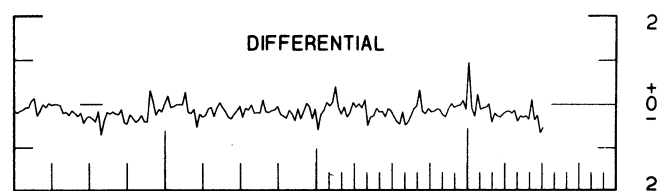
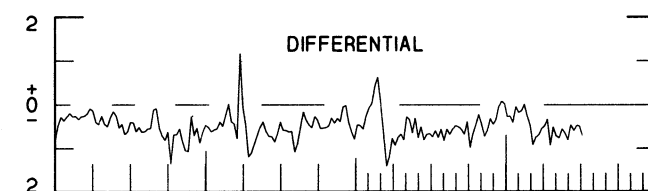
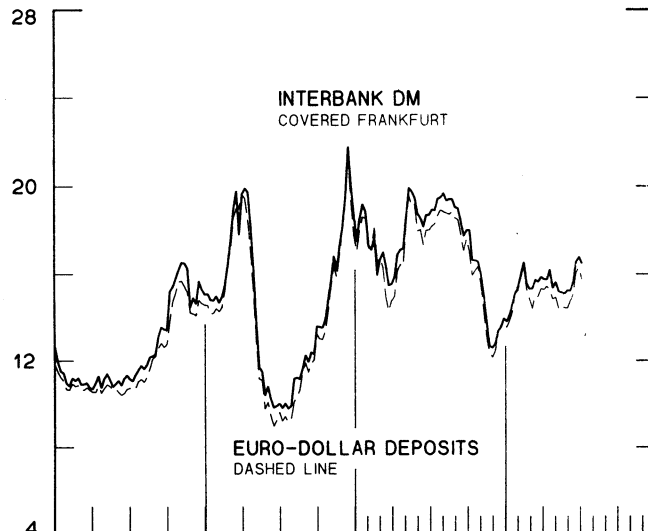
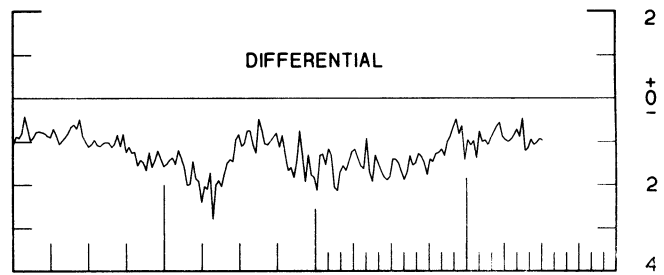
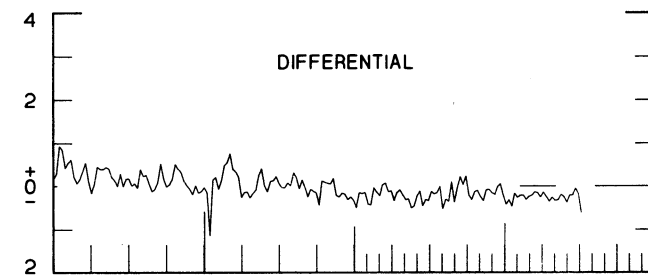
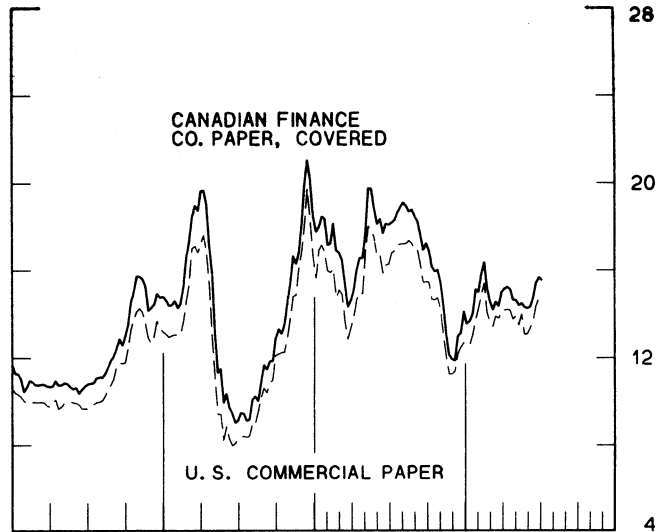
# INTEREST ARBITRAGE: 3-MONTH FUNDS

DIFFERENTIAL: PLUS(+), INDICATES FAVOR DOLLAR ASSETS  
AVERAGES FOR WEEK ENDING WEDNESDAY

PERCENT PER ANNUM



PERCENT PER ANNUM



1980

1982

1980

1982

1 PERCENT ON DIFFERENTIAL SCALE = 2 PERCENT ON RATE SCALE

CHART 9  
**LONG-TERM GOVERNMENT BOND YIELDS**  
 WEEKLY SERIES

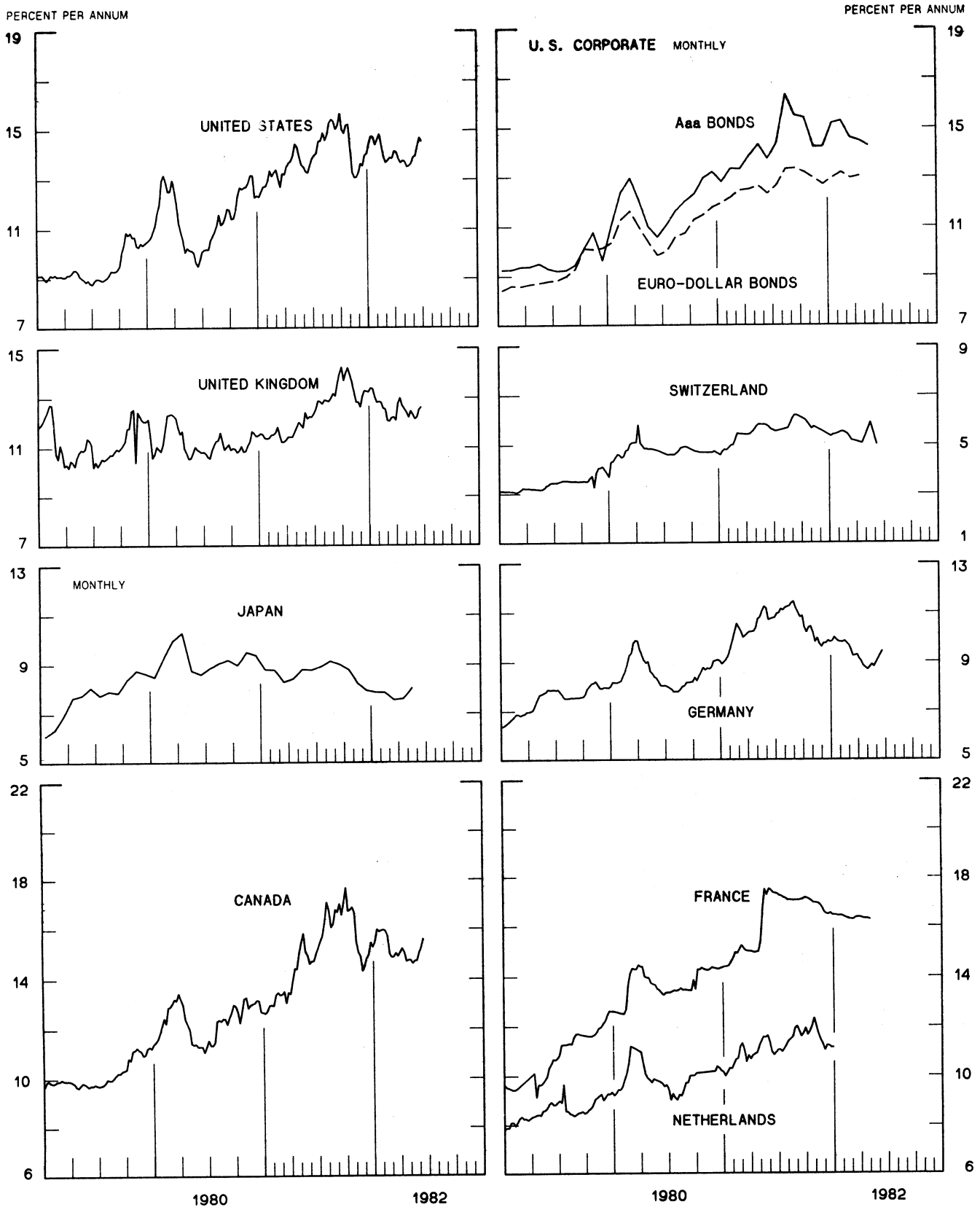
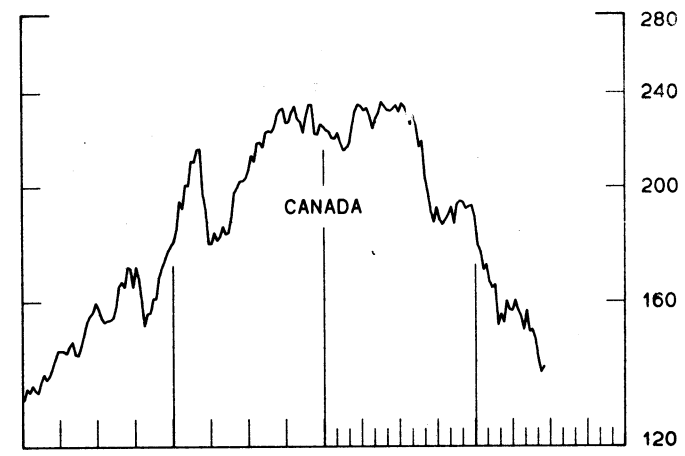
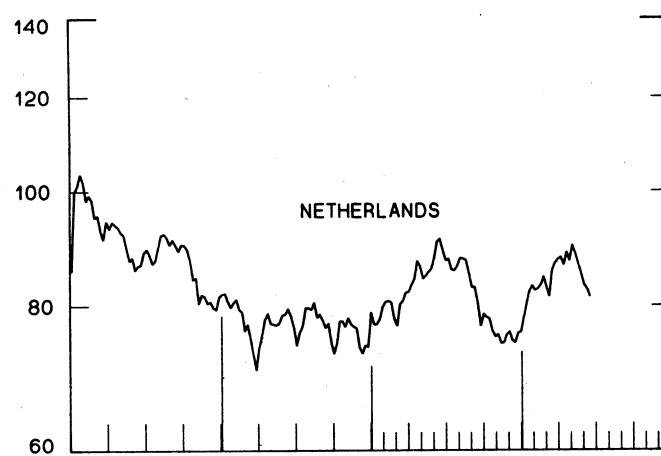
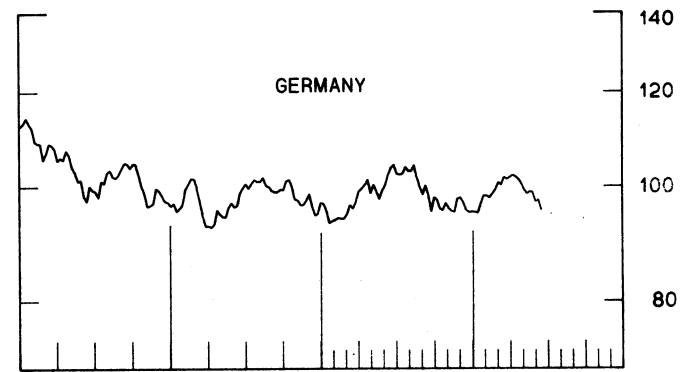
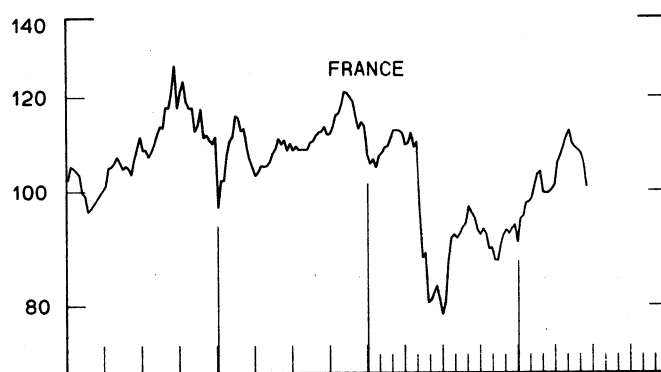
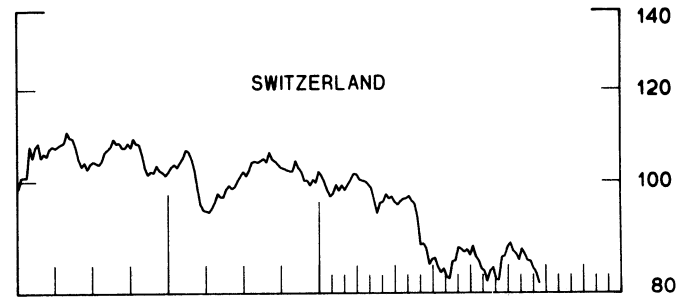
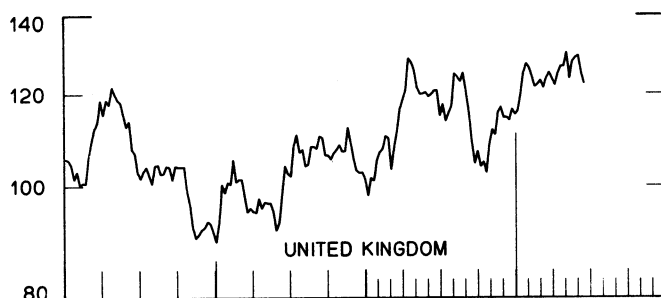
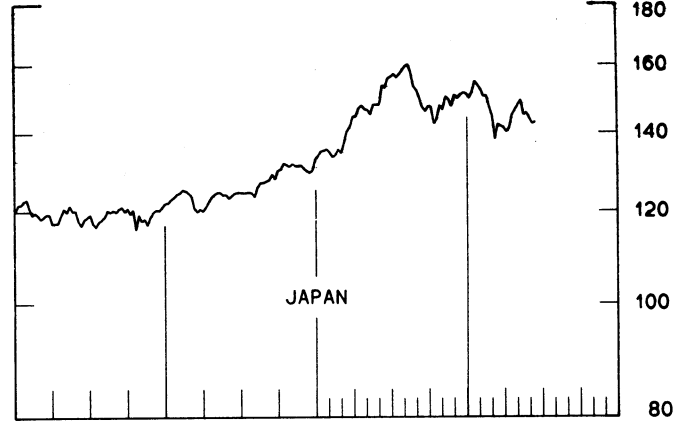
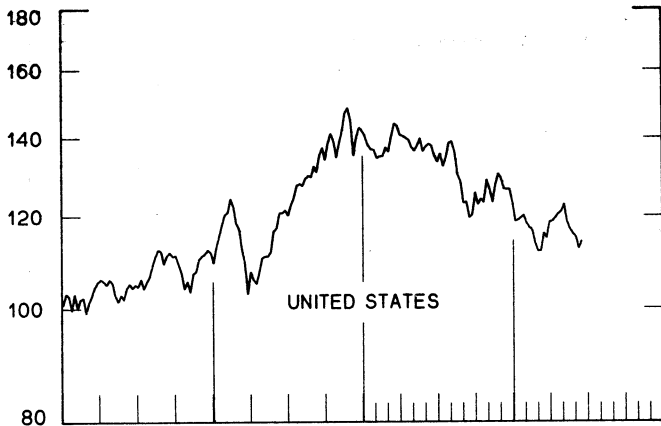


CHART 10  
**INDUSTRIAL STOCK INDICES**  
 WEEKLY SERIES

RATIO SCALE  
 1969=100

RATIO SCALE  
 1969=100



1980

1982

1980

1982

SERIES NAME

LAST VALUE PLOTTED  
DATE VALUE

CHART 1. SPOT EXCHANGE RATES AND INDICES

WEEKLY AVERAGES, NOON BUYING RATES (U.S. CENTS)

GERMAN MARK	JULY 7	40.21
JAPANESE YEN	JULY 7	0.38849
DUTCH GUILDER	JULY 7	36.42
U.K. POUND	JULY 7	172.51
CANADIAN DOLLAR	JULY 7	77.50
FRENCH FRANC	JULY 7	14.50
SWISS FRANC	JULY 7	47.23
BELGIAN FRANC	JULY 7	2.10412
ITALIAN LIRA	JULY 7	0.07165

INDICES, MARCH 1973 BASE RATES = 100

GERMAN MARK	JULY 7	113.12
JAPANESE YEN	JULY 7	101.72
DUTCH GUILDER	JULY 7	104.54
U.K. POUND	JULY 7	69.77
CANADIAN DOLLAR	JULY 7	77.24
FRENCH FRANC	JULY 7	65.34
SWISS FRANC	JULY 7	151.94
BELGIAN FRANC	JULY 7	82.91
ITALIAN LIRA	JULY 7	40.70

WEIGHTED AVERAGE EXCHANGE VALUE INDICES, MAR 1973 = 100  
(G-10 COUNTRIES PLUS SWITZERLAND)

U.S. DOLLAR	JULY 7	120.03
GERMAN MARK	JULY 7	137.63
JAPANESE YEN	JULY 7	119.72
DUTCH GUILDER	JULY 7	122.29
U.K. POUND	JULY 7	78.77
CANADIAN DOLLAR	JULY 7	88.39
FRENCH FRANC	JULY 7	73.03
SWISS FRANC	JULY 7	178.28
BELGIAN FRANC	JULY 7	95.51
ITALIAN LIRA	JULY 7	44.35
SWEDISH KRONA	JULY 7	82.47

CHART 2. 3-MONTH FORWARD EXCHANGE RATES, PREMIUM OR DISCOUNT

CANADIAN DOLLAR	JULY 7	-1.46
U.K. POUND	JULY 7	3.41
GERMAN MARK	JULY 7	6.85
FRENCH FRANC	JULY 7	-0.05
SWISS FRANC	JULY 7	11.29
DUTCH GUILDER	JULY 7	6.84
JAPANESE YEN	JULY 7	8.87
ITALIAN LIRA	JULY 7	-5.02

SERIES NAME	LAST VALUE PLOTTED DATE	VALUE
<b>CHART 3. GOLD PRICE IN LONDON, AFTERNOON FIXING</b>		
U.S. DOLLARS PER FINE OUNCE	JULY 7	311.20
<b>CHART 4. CALL MONEY RATES</b>		
U.S. FEDERAL FUNDS	JULY 7	14.47
OVERNIGHT EURO-DOLLAR DEPOSITS	JULY 7	14.82
U.K. 2-DAY LOCAL AUTHORITY DEPOSITS	JULY 2	12.75
CANADA	JUNE 18	15.80
GERMANY	JULY 2	9.00
EURO-DM	JUNE 11	8.38
JAPAN	JULY 2	7.25
FRANCE	JULY 2	15.25
NETHERLANDS	JAN. 1	10.30
EURO-SWISS FRANC	JUNE 11	2.00
<b>CHART 5. 3-MONTH INTEREST RATES</b>		
U.S. 90-DAY CD'S, SECONDARY MARKET	JULY 7	15.13
GERMAN INTERBANK LOAN	JULY 7	9.47
JAPANESE BANK LOANS & DISCOUNTS	JULY 7	7.28
CANADIAN FINANCE PAPER	JULY 7	17.05
INTERBANK STERLING	JULY 7	12.88
SWISS INTERBANK LOAN	JULY 7	4.88
WEIGHTED AVERAGE FOREIGN INTEREST RATE (G-10 COUNTRIES PLUS SWITZERLAND)	JULY 7	11.47
<b>CHART 6. EURO-DOLLAR DEPOSIT RATES: LONDON</b>		
OVERNIGHT	JULY 7	14.82
7-DAY	JULY 7	15.05
1-MONTH	JULY 7	15.39
3-MONTH	JULY 7	15.78
6-MONTH	JULY 7	16.05
1-YEAR	JULY 7	15.79
<b>CHART 7. SELECTED EURO-DOLLAR AND U.S. MONEY MARKET RATES</b>		
OVERNIGHT EURO-DOLLAR DEPOSITS	JULY 7	14.82
U.S. FEDERAL FUNDS	JULY 7	14.47
DIFFERENTIAL ADJ. FOR RESERVE REQUIREMENTS	JULY 7	0.36
3-MONTH EURO-DOLLAR DEPOSIT RATE	JULY 7	15.78
U.S. 90-DAY CD'S, SECONDARY MARKET	JULY 7	15.13
DIFFERENTIAL	JULY 7	0.65

SERIES NAME

LAST VALUE PLOTTED  
DATE VALUE

CHART 8. INTEREST ARBITRAGE, 3-MONTH FUNDS

EURO-DOLLAR DEPOSIT	JULY 7	15.78
INTERBANK STERLING (LONDON), COVERED	JULY 7	16.39
DIFFERENTIAL	JULY 7	-0.62
U.S. COMMERCIAL PAPER	JULY 7	14.56
CANADIAN FINANCE PAPER, COVERED	JULY 7	15.53
DIFFERENTIAL	JULY 7	-0.97
EURO-DOLLAR DEPOSIT	JULY 7	15.78
INTERBANK DM (FRANKFURT), COVERED	JULY 7	16.48
DIFFERENTIAL	JULY 7	-0.70
EURO-DOLLAR DEPOSIT	JULY 7	15.78
SWISS INTERBANK, COVERED	JULY 7	16.30
DIFFERENTIAL	JULY 7	-0.53

CHART 9. LONG TERM GOVERNMENT BOND YIELDS

UNITED STATES	JULY 2	14.54
GERMANY	JUNE 25	9.42
JAPAN (MONTHLY)	MAY	8.04
SWITZERLAND	JUNE 11	5.00
CANADA	JUNE 18	15.60
FRANCE	MAY 7	16.26
NETHERLANDS	JAN. 1	11.12
UNITED KINGDOM	JUNE 25	12.62

U.S. CORPORATE

AAA BONDS	MAY	14.26
EURO-DOLLAR BONDS	APRIL	13.04

CHART 10. STOCK INDICES

UNITED STATES	JUNE 23	113.99
UNITED KINGDOM	JUNE 23	122.22
CANADA	JUNE 23	140.63
GERMANY	JUNE 23	95.44
SWITZERLAND	JUNE 23	81.47
NETHERLANDS	JUNE 23	81.31
FRANCE	JUNE 23	100.72
JAPAN	JUNE 23	142.74

# FEDERAL RESERVE statistical release



H.10(512)

## FOREIGN EXCHANGE RATES

JULY 9, 1982

FOR THE WEEK ENDING JULY 9, 1982

The Board of Governors of the Federal Reserve System is advised that the Federal Reserve Bank of New York has certified for customs purposes the following foreign buying rate in New York City for cable transfers payable in foreign currencies:

COUNTRY	MONETARY UNIT	(CURRENCY UNITS PER DOLLAR)				
		JULY 5	JULY 6	JULY 7	JULY 8	JULY 9
ARGENTINA	PESO		20100.00	20100.00	20100.00	20100.00
*AUSTRALIA	DOLLAR		101.61	101.30	103.33	101.58
AUSTRIA	SCHILLING		17.440	17.720	17.640	17.560
BELGIUM	FRANC		47.540	47.970	48.020	47.410
BRAZIL	CRUZEIRO		173.19	176.28	176.28	176.28
CANADA	DOLLAR		1.2919	1.2962	1.2900	1.2792
CHILE	PESO		47.300	47.300	47.300	47.300
CHINA, P.R.	YUAN		1.9358	1.9552	1.9552	1.9552
COLOMBIA	PESO		63.900	63.900	63.900	93.900
DENMARK	KRONE		8.6050	8.6750	8.7050	8.6100
FINLAND	MARKKA		4.7420	4.7895	4.7805	4.7650
FRANCE	FRANC		6.9080	6.9630	6.9925	6.9225
GERMANY	D. MARK	H	2.4897	2.5110	2.5140	2.4935
GREECE	DRACHMA		70.050	70.850	70.400	70.260
HONG KONG	DOLLAR		5.9105	5.9500	5.9400	5.8975
INDIA	RUPEE	0	9.5900	9.6600	9.6500	9.6100
INDONESIA	RUPIAH		658.00	658.00	658.00	658.00
IRAN	RIAL		NA	NA	NA	NA
*IRELAND	POUND	L	138.30	137.10	136.60	138.30
ISRAEL	SHEKEL		24.880	25.100	25.100	24.950
ITALY	LIRA		1398.00	1407.00	1408.00	1394.00
JAPAN	YEN	I	257.70	259.00	257.85	255.80
MALAYSIA	DOLLAR		2.3630	2.3705	2.3720	2.3650
MEXICO	PESO		48.2700	48.3000	48.3500	48.4500
NETHERLANDS	GUILDER	D	2.7505	2.7690	2.7755	2.7480
*NEW ZEALAND	DOLLAR		73.900	73.500	73.600	73.800
NORWAY	KRONE		6.3650	6.3950	6.4100	6.3800
PERU	SOL	A	679.50	679.50	679.50	690.50
PHILIPPINES	PESO		8.4750	8.4750	8.4750	8.4750
PORTUGAL	ESCUDO		84.450	85.500	85.200	85.750
SINGAPORE	DOLLAR	Y	2.1530	2.1600	2.1620	2.1560
*SOUTH AFRICA	RAND		86.78	86.40	86.24	86.50
SOUTH KOREA	WON		744.00	744.00	744.00	744.00
SPAIN	PESETA		111.570	113.220	112.750	112.700
SRI LANKA	RUPEE		20.900	20.900	20.900	20.900
SWEDEN	KRONA		6.1600	6.1925	6.2150	6.1650
SWITZERLAND	FRANC		2.1195	2.1440	2.1470	2.1230
THAILAND	BAHT		23.000	23.000	23.000	23.000
*UNITED KINGDOM	POUND		172.38	171.05	171.05	172.45
VENEZUELA	BOLIVAR		4.2925	4.2925	4.2925	4.2925

\* VALUE IN U.S. CENTS