

S-440

(516/517)

DATA FILE
LIBRARY
FEDERAL RESERVE BANK
OF CHICAGO

LIBRARY
JUL 16 1982
FEDERAL RESERVE
BANK OF CHICAGO

Selected Interest & Exchange Rates

Weekly Series of Charts

July 6, 1982

Prepared by the
FINANCIAL MARKETS
SECTION

DIVISION OF
INTERNATIONAL FINANCE

BOARD OF GOVERNORS
FEDERAL RESERVE SYSTEM
Washington, D.C. 20551

Table of Contents

TABLES

1. LATEST FIGURES PLOTTED
2. DAILY CERTIFIED SPOT EXCHANGE RATES--H.10 RELEASE

CHARTS

1. SPOT EXCHANGE RATE INDICES
2. 3-MONTH FORWARD EXCHANGE RATES
3. GOLD PRICE--LONDON
4. CALL MONEY RATES
5. 3-MONTH INTEREST RATES
6. EURO-DOLLAR DEPOSIT RATES
7. SELECTED EURO-DOLLAR AND U.S. MONEY MARKET RATES
8. INTEREST ARBITRAGE: 3-MONTH FUNDS
9. LONG-TERM GOVERNMENT BOND YIELDS
10. INDUSTRIAL STOCK INDICES

SUBSCRIPTION RATES:

Weekly \$15.00 per year or \$.40 each in the United States, its possessions, Canada, and Mexico; 10 or more of the same issue to one address, \$13.50 per year or \$.35 each. Elsewhere, \$20.00 per year or \$.50 each. Address requests to Publications Services, Division of Administrative Services, and make payment remittance payable to the order of the Board of Governors of the Federal Reserve System in a form collectible at par in U.S. Currency.

SPOT EXCHANGE INDICES

DOLLAR PRICES OF FOREIGN CURRENCIES AND WEIGHTED AVERAGE VALUES (THIN LINE)
AVERAGES FOR WEEK ENDING WEDNESDAY

RATIO SCALE
MARCH 1973=100

RATIO SCALE
MARCH 1973=100

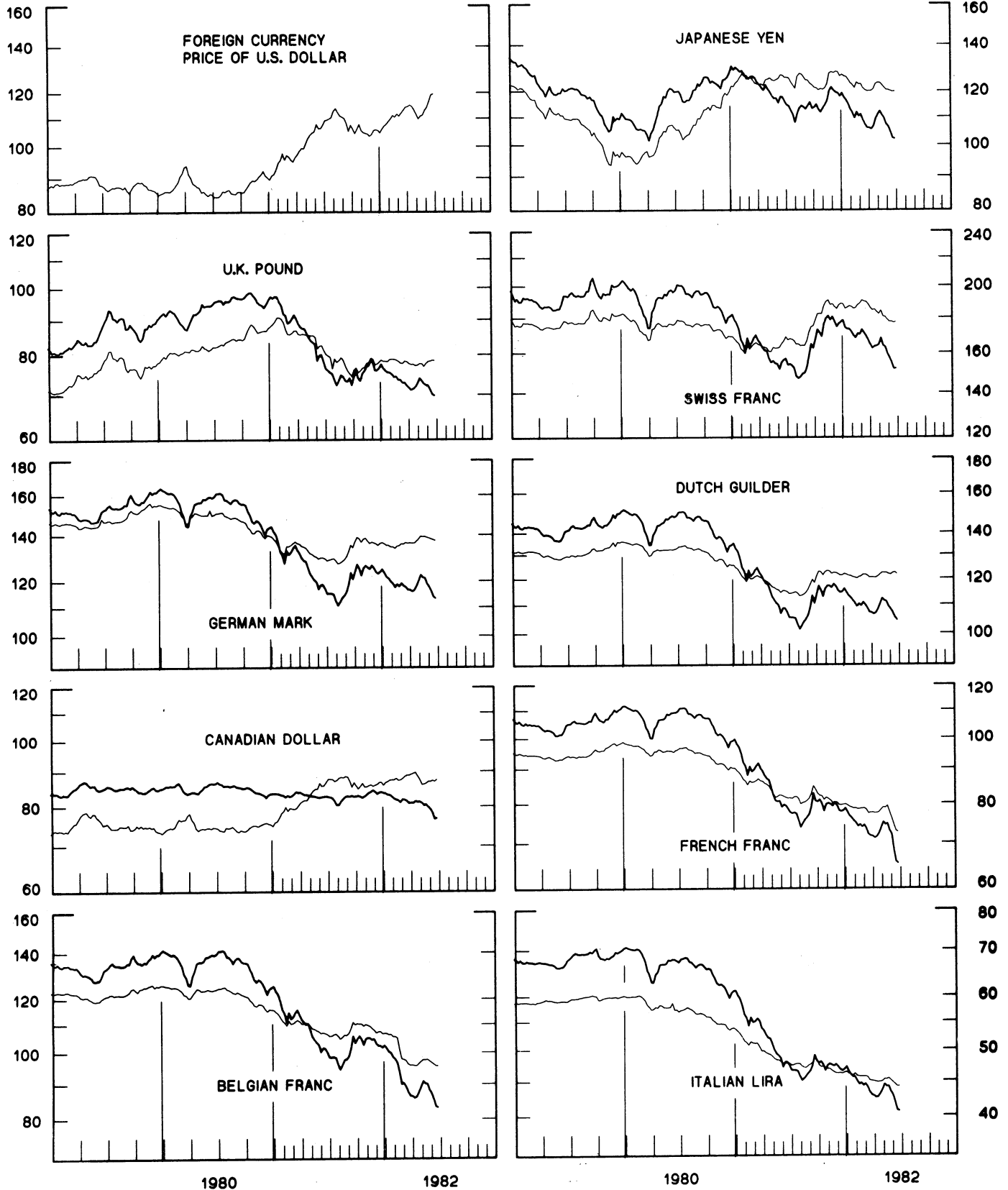


CHART 2
3-MONTH FORWARD EXCHANGE RATES
 PREMIUM (+) OR (-)
 AVERAGES FOR WEEK ENDING WEDNESDAY

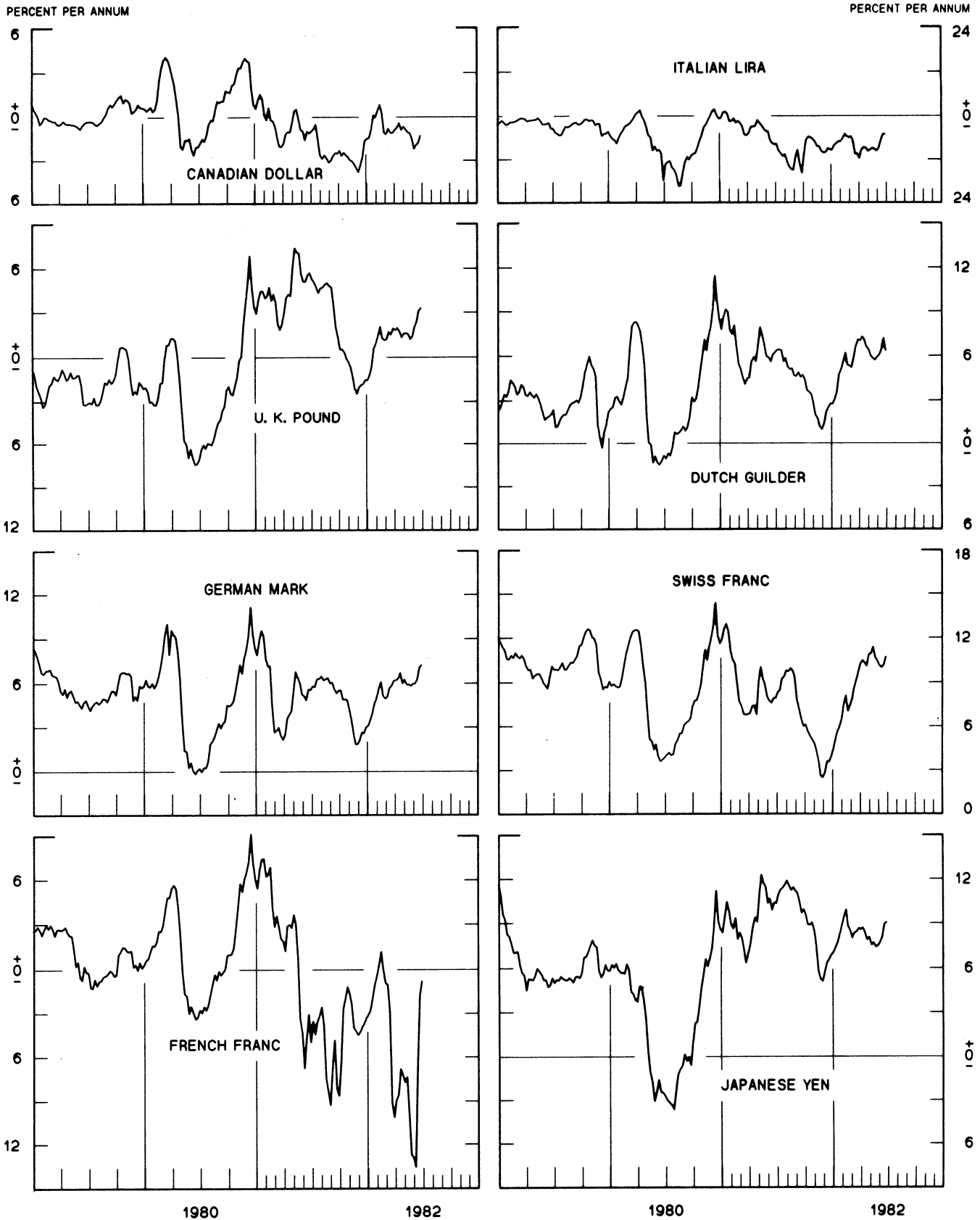


CHART 3
PRICE OF GOLD IN LONDON
AVERAGES FOR WEEK ENDING WEDNESDAY

U.S. DOLLARS PER FINE OUNCE

U.S. DOLLARS PER FINE OUNCE

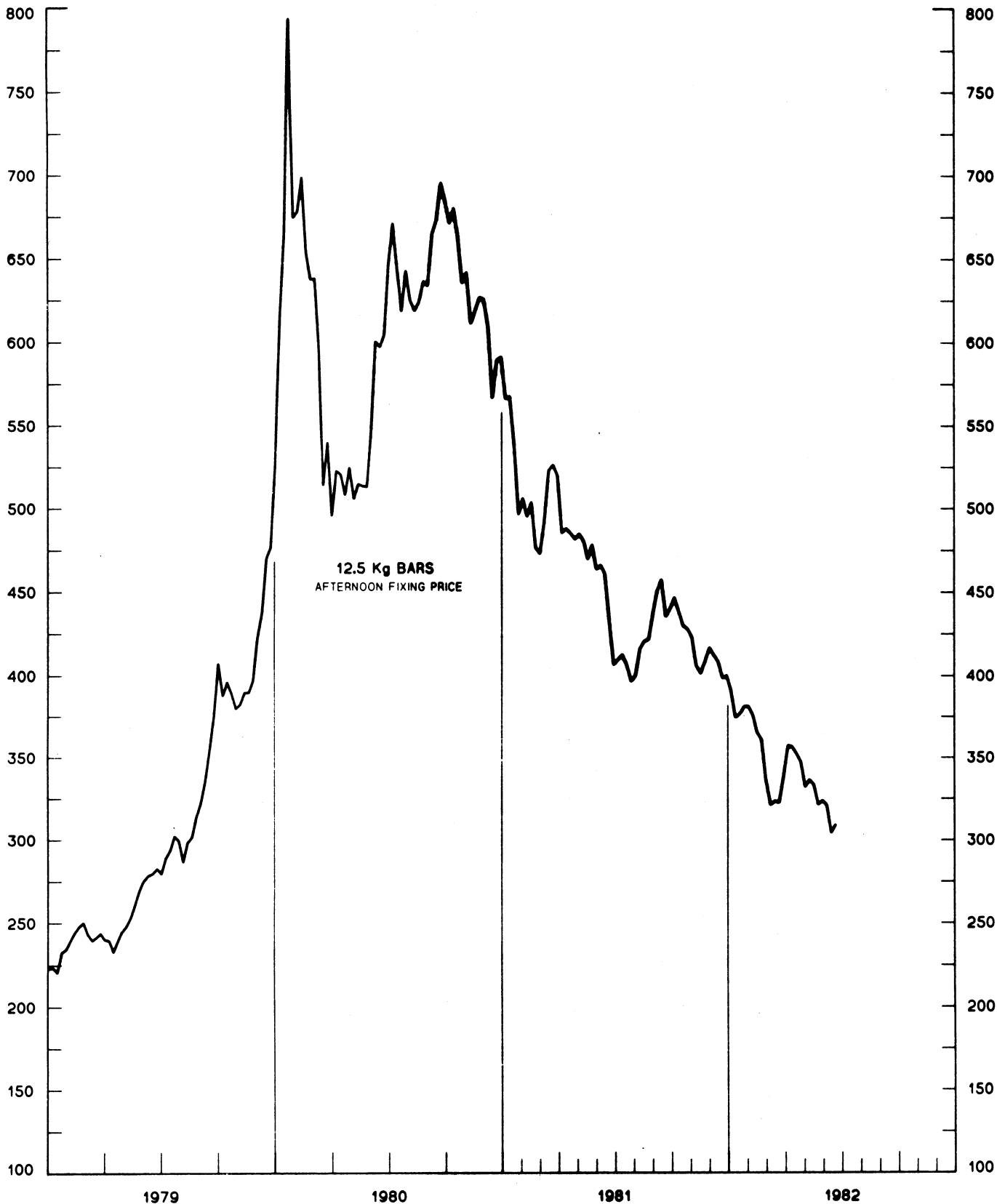
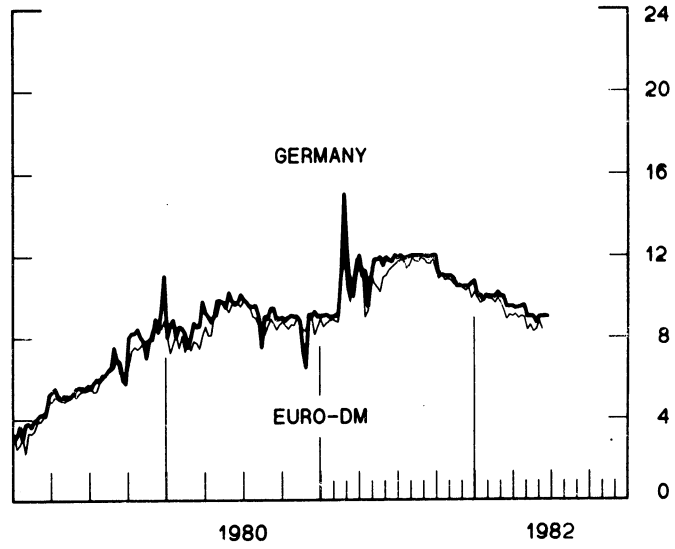
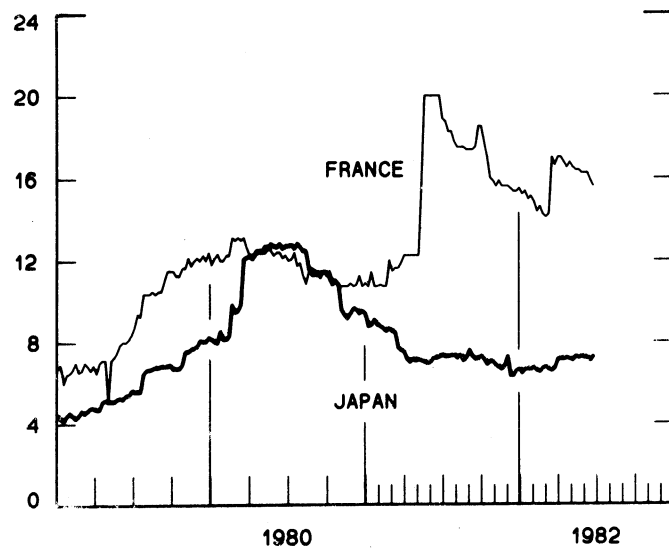
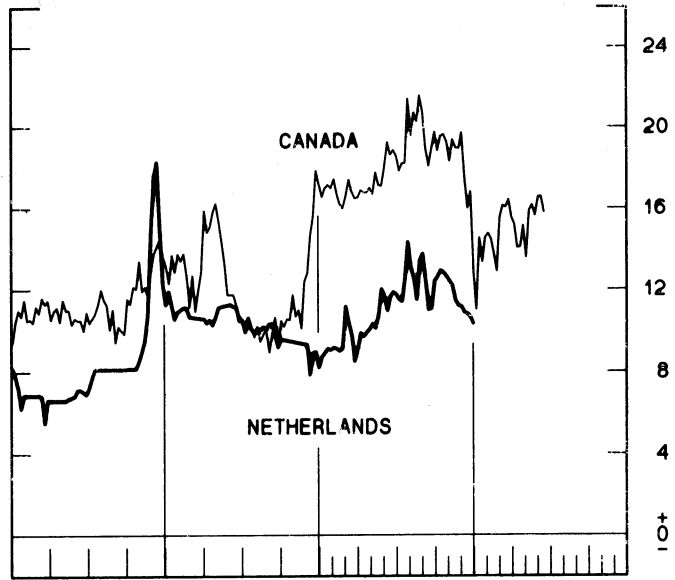
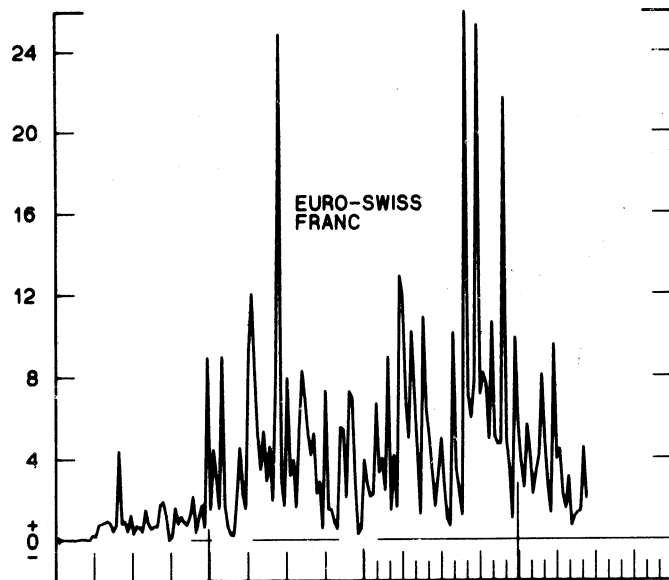
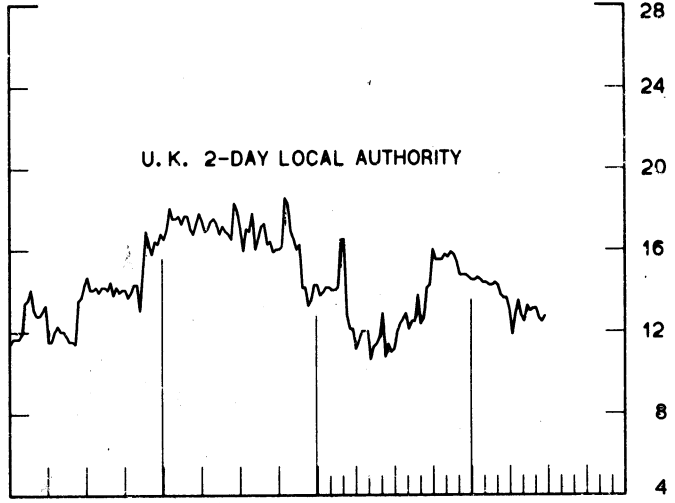
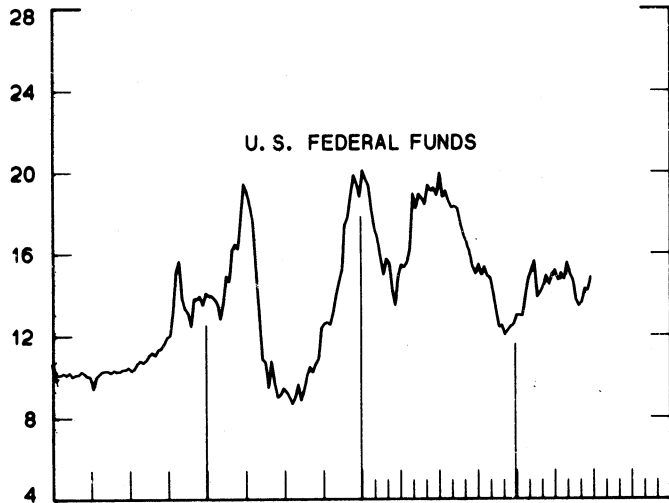


CHART 4
CALL MONEY RATES
 WEEKLY SERIES

PERCENT PER ANNUM

PERCENT PER ANNUM



1980

1982

1980

1982

CHART 5
3-MONTH INTEREST RATES
 WEEKLY SERIES

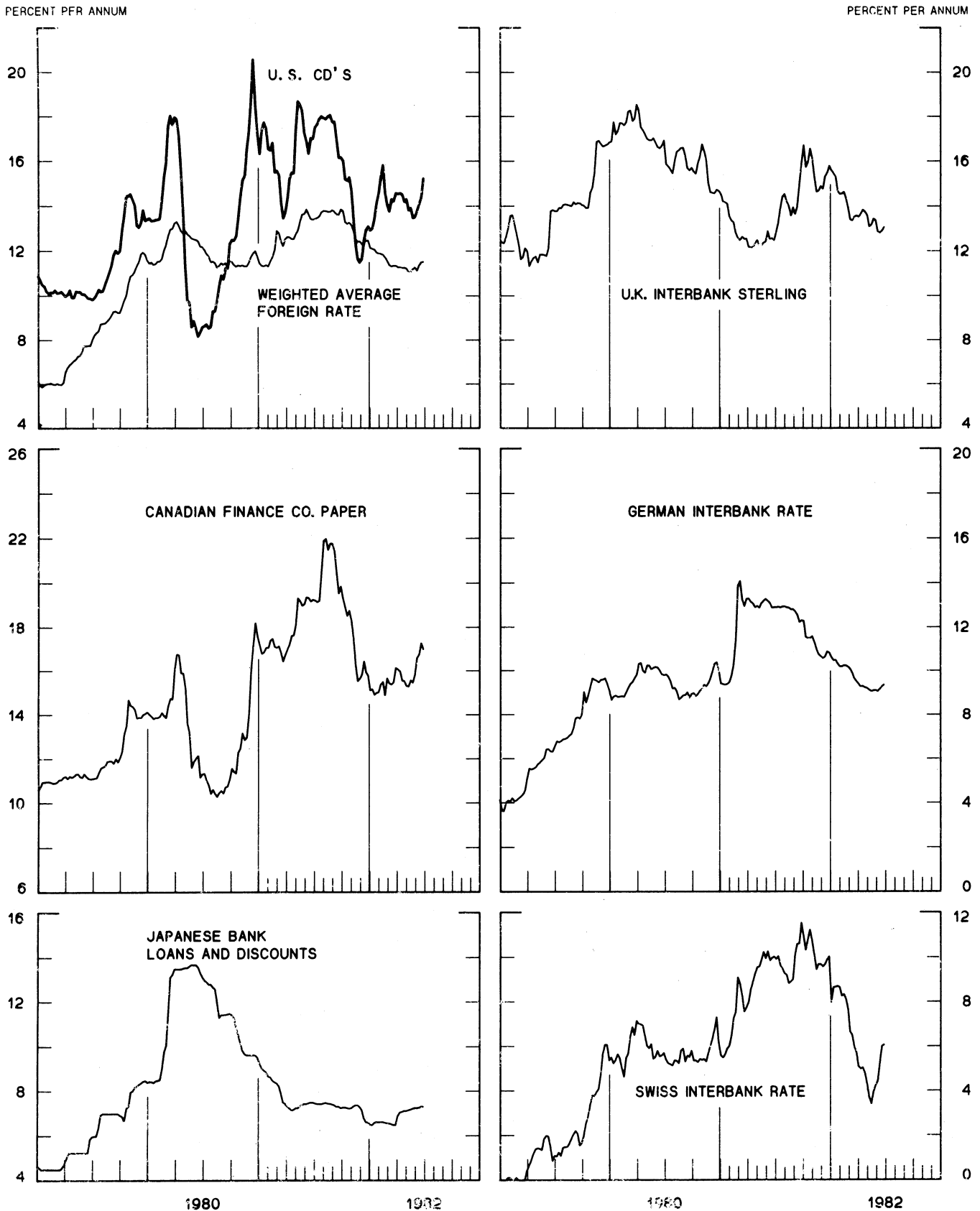


CHART 6
EURO-DOLLAR DEPOSIT RATES LONDON
 AVERAGES FOR WEEK ENDING WEDNESDAY

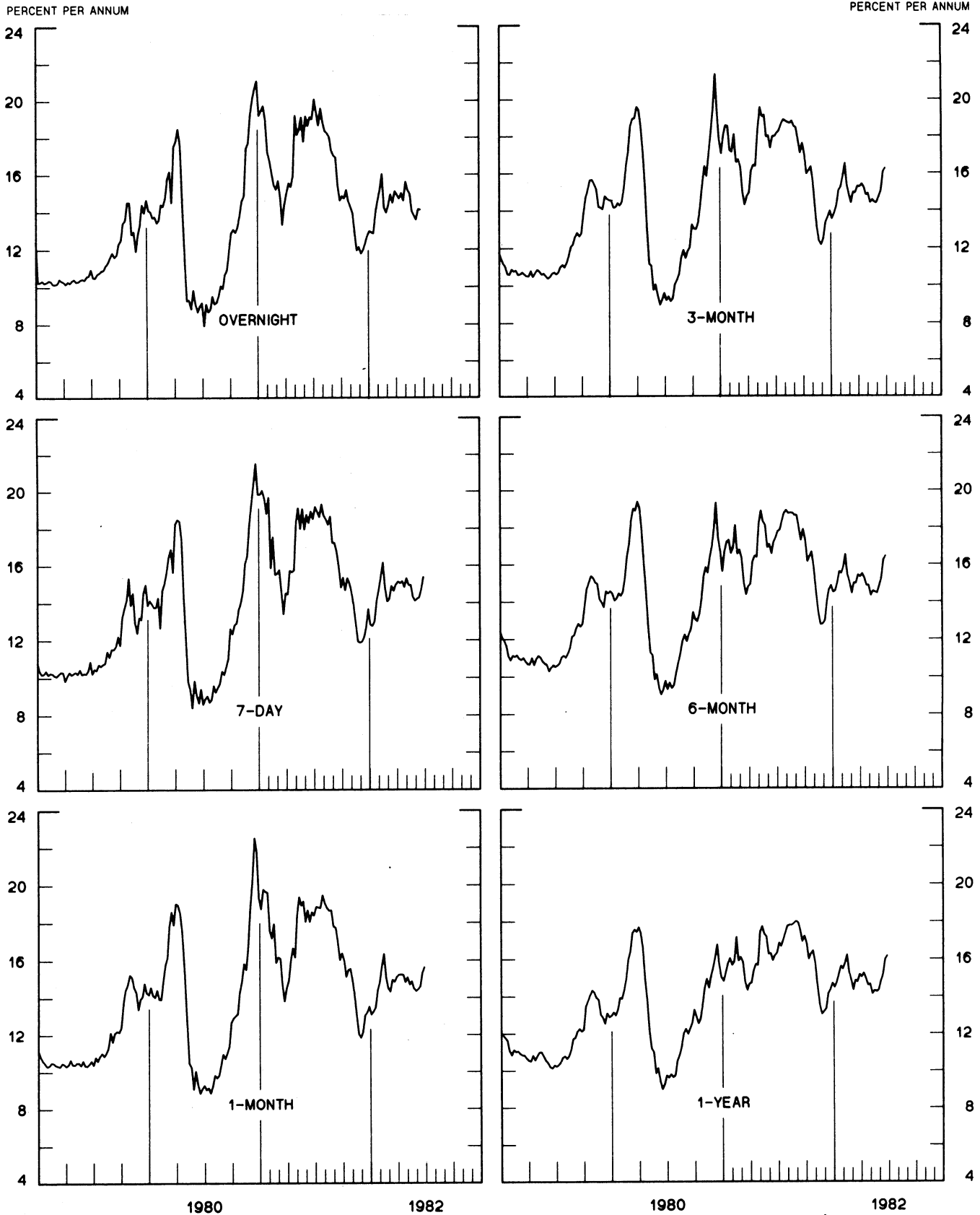
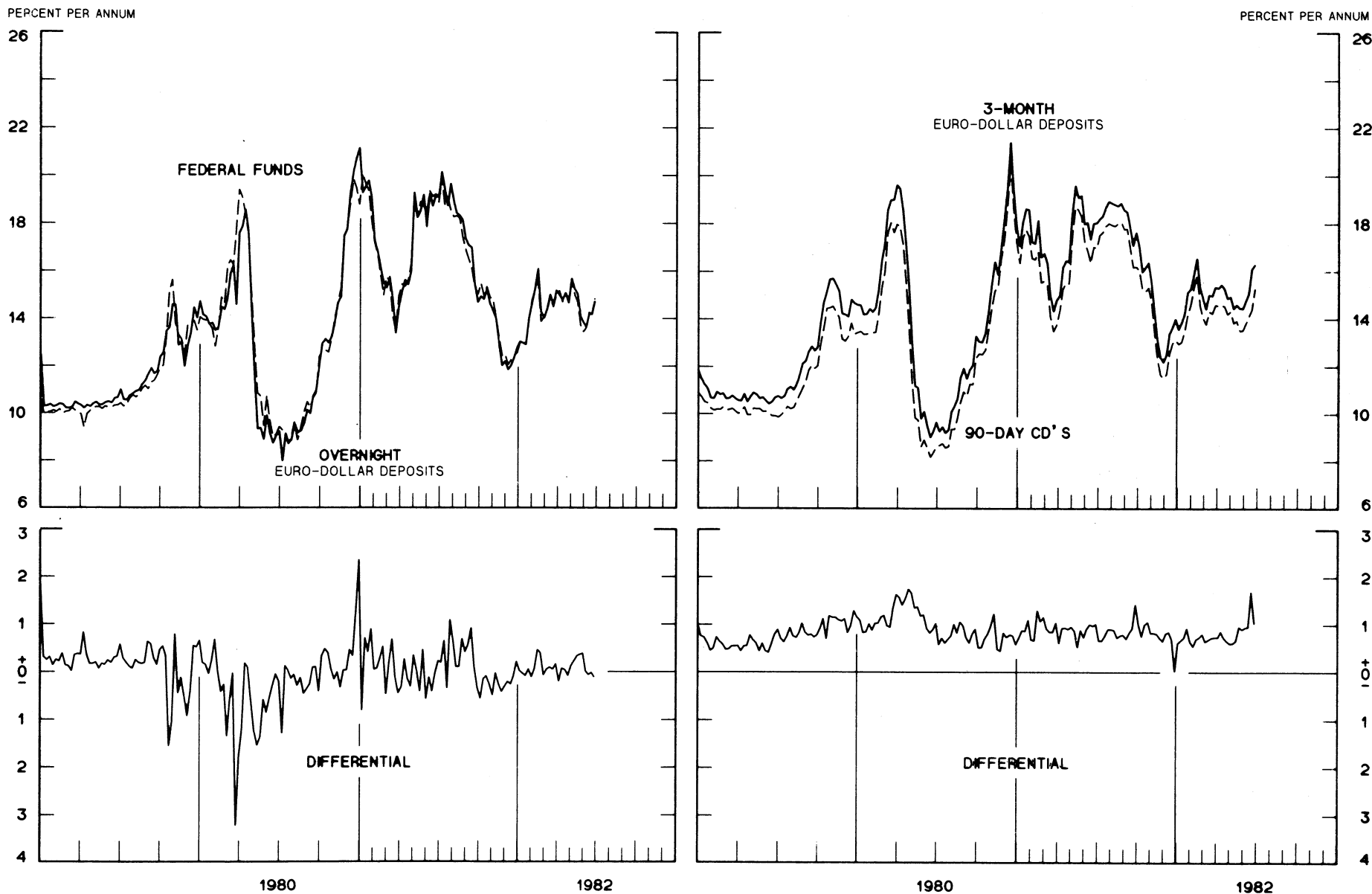


CHART 7
SELECTED EURO-DOLLAR AND U. S. MONEY MARKET RATES

DIFFERENTIAL: PLUS(+), FAVORS BORROWING IN U. S.
 AVERAGES FOR WEEK ENDING WEDNESDAY



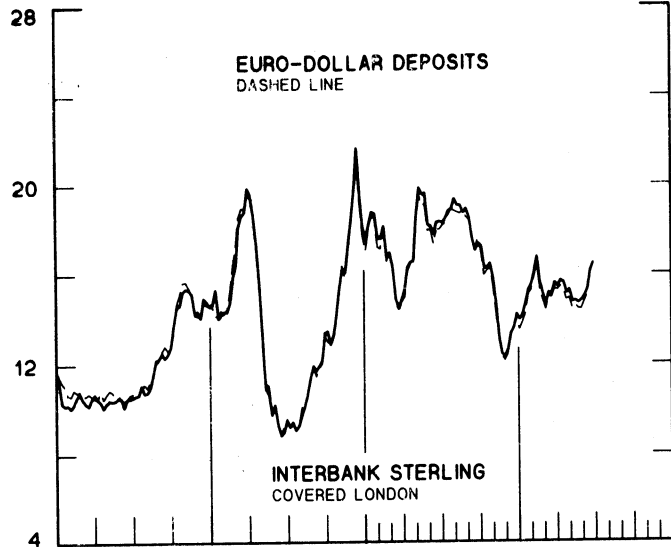
1 PERCENT ON DIFFERENTIAL SCALE = 2 PERCENT ON RATE SCALE

CHART 8

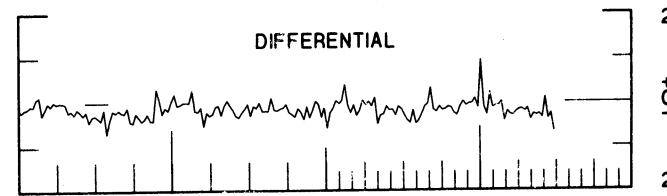
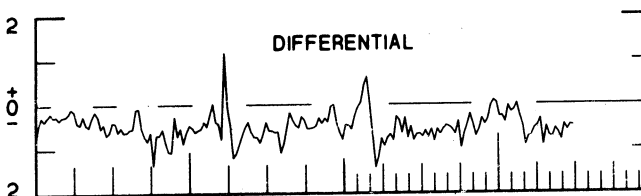
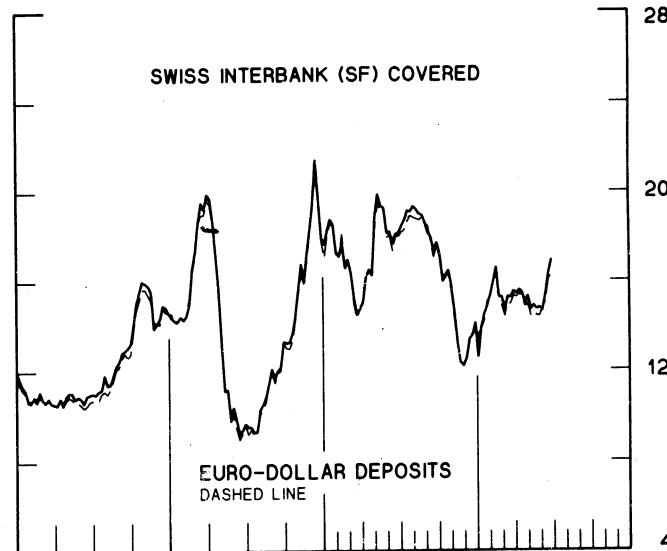
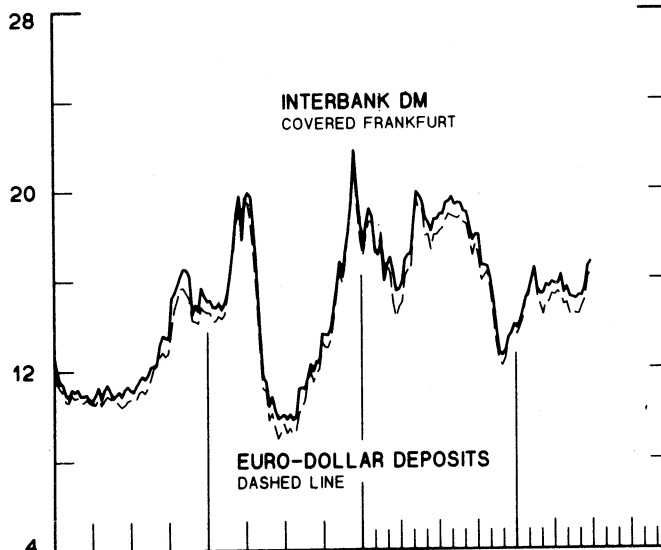
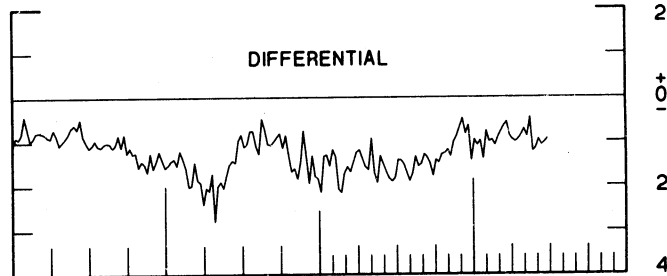
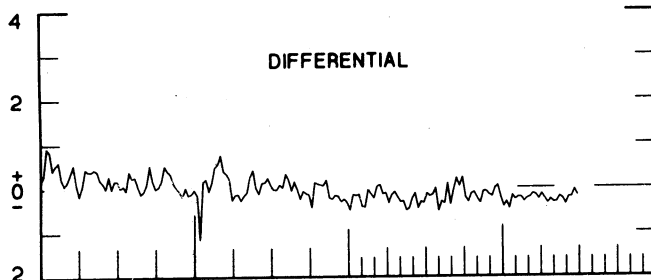
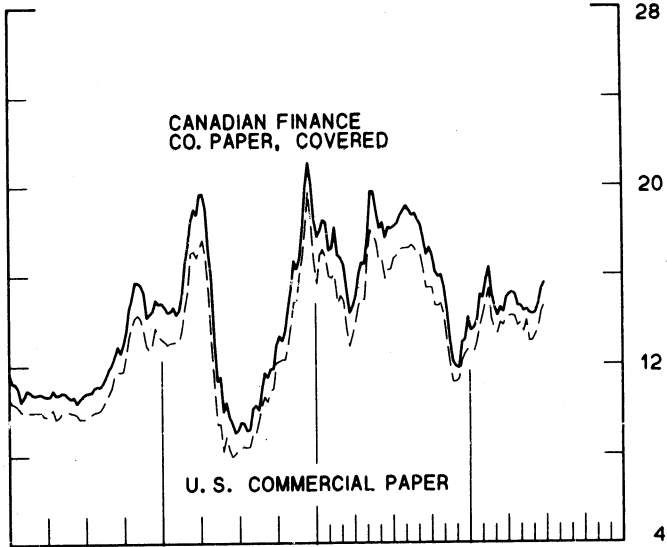
INTEREST ARBITRAGE: 3-MONTH FUNDS

DIFFERENTIAL: PLUS(+), INDICATES FAVOR DOLLAR ASSETS
AVERAGES FOR WEEK ENDING WEDNESDAY

PERCENT PER ANNUM



PERCENT PER ANNUM



1980

1982

1980

1982

1 PERCENT ON DIFFERENTIAL SCALE = 2 PERCENT ON RATE SCALE

CHART 9
LONG-TERM GOVERNMENT BOND YIELDS
 WEEKLY SERIES

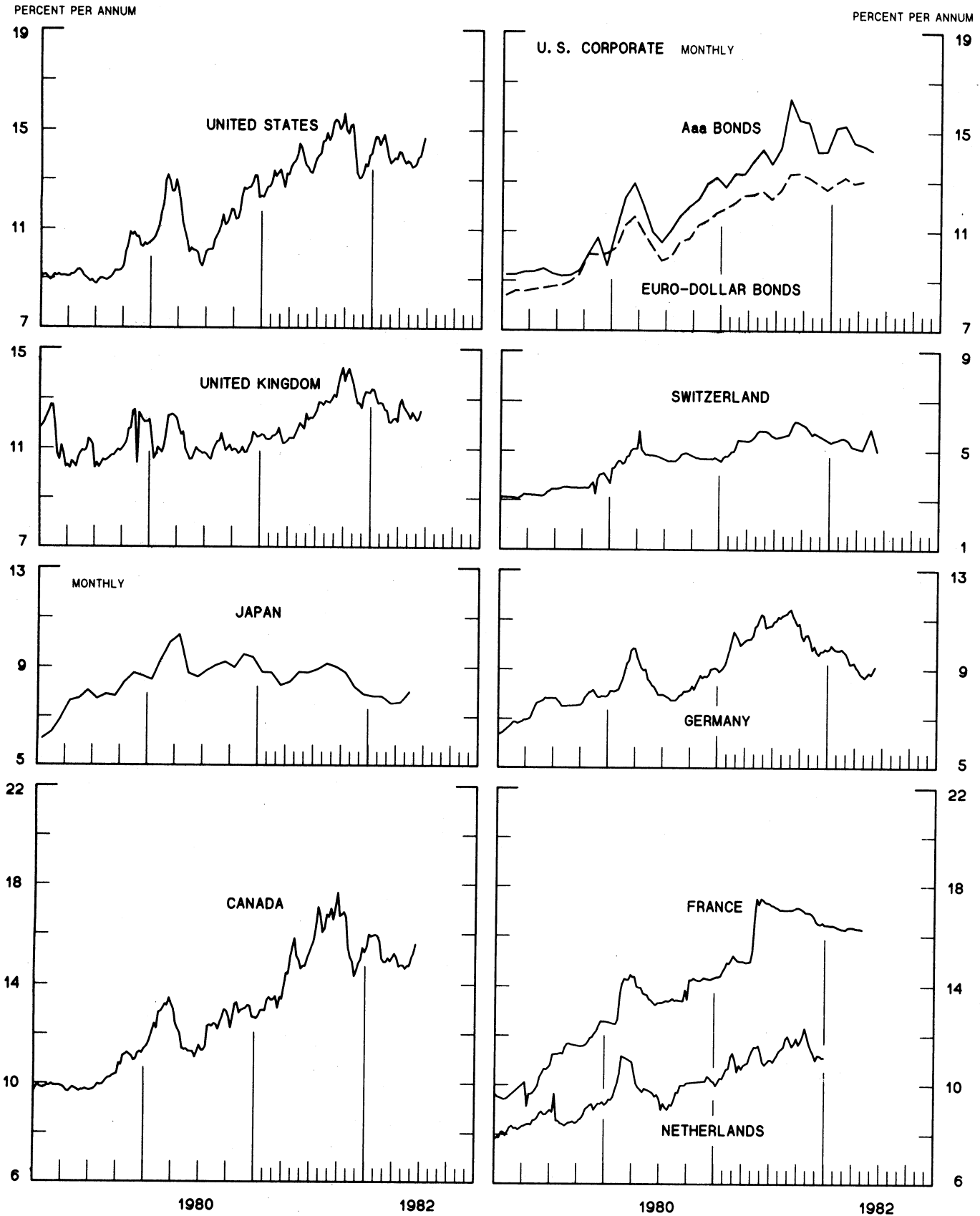
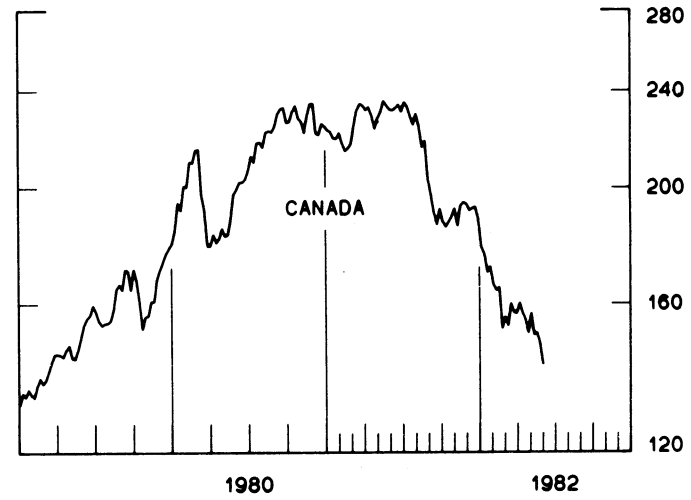
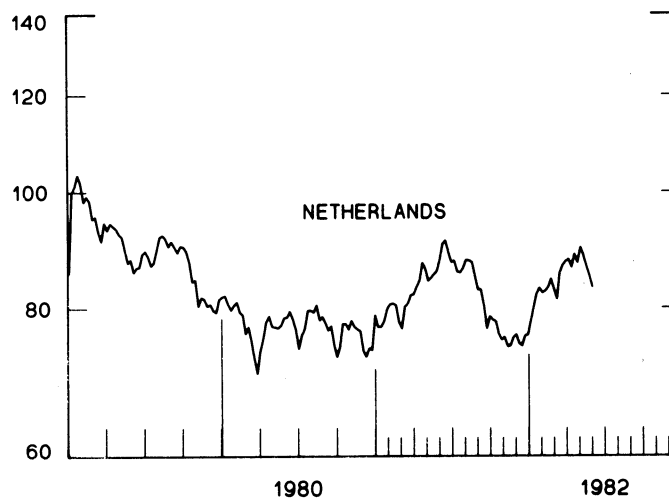
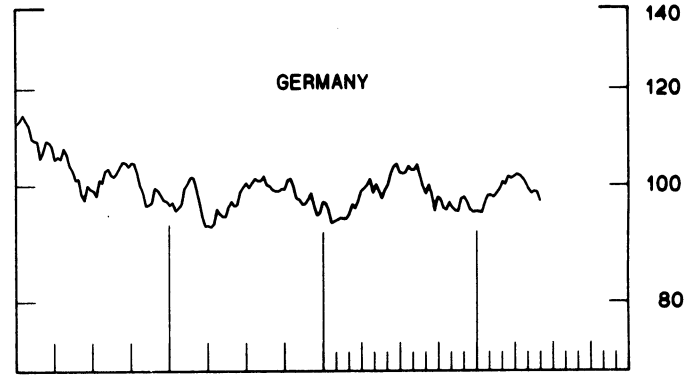
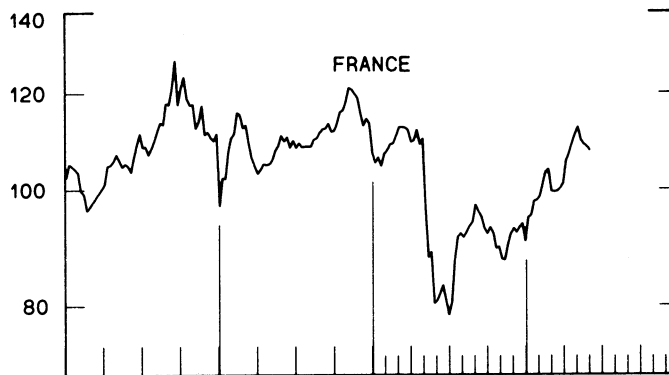
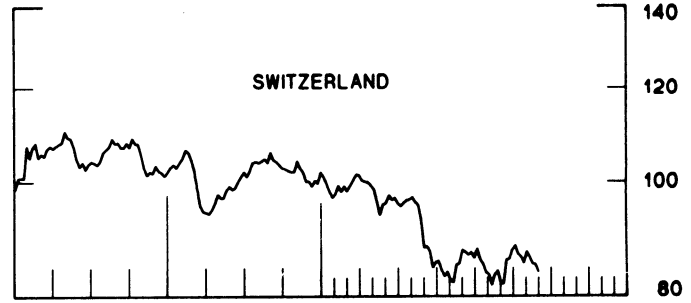
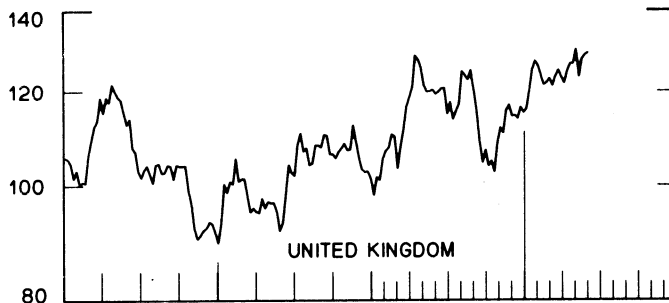
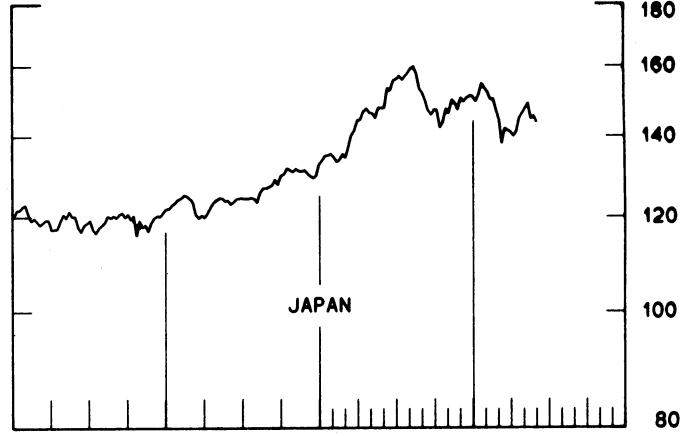
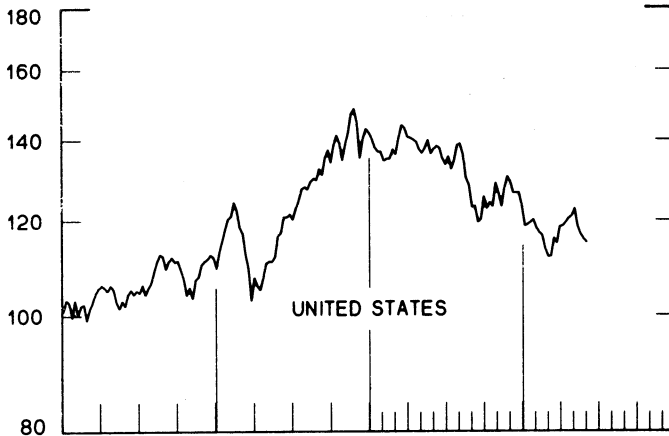


CHART 10
INDUSTRIAL STOCK INDICES
 WEEKLY SERIES

RATIO SCALE
 1969=100

RATIO SCALE
 1969=100



1980

1982

1980

1982

SERIES NAME

LAST VALUE PLOTTED
DATE VALUE

CHART 1. SPOT EXCHANGE RATES AND INDICES

WEEKLY AVERAGES, NOON BUYING RATES (U.S. CENTS)

GERMAN MARK	JUNE 30	40.40
JAPANESE YEN	JUNE 30	0.39078
DUTCH GUILDER	JUNE 30	36.55
U.K. POUND	JUNE 30	172.82
CANADIAN DOLLAR	JUNE 30	77.34
FRENCH FRANC	JUNE 30	14.56
SWISS FRANC	JUNE 30	47.30
BELGIAN FRANC	JUNE 30	2.11950
ITALIAN LIRA	JUNE 30	0.07190

INDICES, MARCH 1973 BASE RATES = 100

GERMAN MARK	JUNE 30	113.66
JAPANESE YEN	JUNE 30	102.32
DUTCH GUILDER	JUNE 30	104.94
U.K. POUND	JUNE 30	69.90
CANADIAN DOLLAR	JUNE 30	77.09
FRENCH FRANC	JUNE 30	65.61
SWISS FRANC	JUNE 30	152.16
BELGIAN FRANC	JUNE 30	83.52
ITALIAN LIRA	JUNE 30	40.85

WEIGHTED AVERAGE EXCHANGE VALUE INDICES, MAR 1973 = 100
(G-10 COUNTRIES PLUS SWITZERLAND)

U.S. DOLLAR	JUNE 30	119.59
GERMAN MARK	JUNE 30	137.93
JAPANESE YEN	JUNE 30	120.12
DUTCH GUILDER	JUNE 30	122.41
U.K. POUND	JUNE 30	78.67
CANADIAN DOLLAR	JUNE 30	87.93
FRENCH FRANC	JUNE 30	73.14
SWISS FRANC	JUNE 30	178.02
BELGIAN FRANC	JUNE 30	95.95
ITALIAN LIRA	JUNE 30	44.39
SWEDISH KRONA	JUNE 30	82.54

CHART 2. 3-MONTH FORWARD EXCHANGE RATES, PREMIUM OR DISCOUNT

CANADIAN DOLLAR	JUNE 30	-1.30
U.K. POUND	JUNE 30	3.27
GERMAN MARK	JUNE 30	7.22
FRENCH FRANC	JUNE 30	-0.80
SWISS FRANC	JUNE 30	10.70
DUTCH GUILDER	JUNE 30	6.32
JAPANESE YEN	JUNE 30	9.06
ITALIAN LIRA	JUNE 30	-5.17

SERIES NAME	LAST VALUE PLOTTED	
	DATE	VALUE
CHART 3. GOLD PRICE IN LONDON, AFTERNOON FIXING		
U.S. DOLLARS PER FINE OUNCE	JUNE 30	309.20
CHART 4. CALL MONEY RATES		
U.S. FEDERAL FUNDS	JUNE 30	14.81
OVERNIGHT EURO-DOLLAR DEPOSITS	JUNE 30	14.70
U.K. 2-DAY LOCAL AUTHORITY DEPOSITS	JUNE 25	12.75
CANADA	JUNE 18	15.80
GERMANY	JUNE 25	9.00
EURO-DM	JUNE 11	8.38
JAPAN	JUNE 25	7.25
FRANCE	JUNE 25	15.63
NETHERLANDS	JAN. 1	10.30
EURO-SWISS FRANC	JUNE 11	2.00
CHART 5. 3-MONTH INTEREST RATES		
U.S. 90-DAY CD'S, SECONDARY MARKET	JUNE 30	15.25
GERMAN INTERBANK LOAN	JUNE 30	9.37
JAPANESE BANK LOANS & DISCOUNTS	JUNE 30	7.31
CANADIAN FINANCE PAPER	JUNE 30	17.00
INTERBANK STERLING	JUNE 30	13.07
SWISS INTERBANK LOAN	JUNE 30	6.07
WEIGHTED AVERAGE FOREIGN INTEREST RATE (G-10 COUNTRIES PLUS SWITZERLAND)	JUNE 30	11.54
CHART 6. EURO-DOLLAR DEPOSIT RATES: LONDON		
OVERNIGHT	JUNE 30	14.70
7-DAY	JUNE 30	15.40
1-MONTH	JUNE 30	15.66
3-MONTH	JUNE 30	16.28
6-MONTH	JUNE 30	16.45
1-YEAR	JUNE 30	16.16
CHART 7. SELECTED EURO-DOLLAR AND U.S. MONEY MARKET RATES		
OVERNIGHT EURO-DOLLAR DEPOSITS	JUNE 30	14.70
U.S. FEDERAL FUNDS	JUNE 30	14.81
DIFFERENTIAL ADJ. FOR RESERVE REQUIREMENTS	JUNE 30	-0.11
3-MONTH EURO-DOLLAR DEPOSIT RATE	JUNE 30	16.28
U.S. 90-DAY CD'S, SECONDARY MARKET	JUNE 30	15.25
DIFFERENTIAL	JUNE 30	1.03

LAST VALUE PLOTTED
DATE VALUE

SERIES NAME

CHART 8. INTEREST ARBITRAGE, 3-MONTH FUNDS

EURO-DOLLAR DEPOSIT	JUNE 30	16.28
INTERBANK STERLING (LONDON), COVERED	JUNE 30	16.46
DIFFERENTIAL	JUNE 30	-0.18
U.S. COMMERCIAL PAPER	JUNE 30	14.72
CANADIAN FINANCE PAPER, COVERED	JUNE 30	15.65
DIFFERENTIAL	JUNE 30	-0.93
EURO-DOLLAR DEPOSIT	JUNE 30	16.28
INTERBANK DM (FRANKFURT), COVERED	JUNE 30	16.76
DIFFERENTIAL	JUNE 30	-0.49
EURO-DOLLAR DEPOSIT	JUNE 30	16.28
SWISS INTERBANK, COVERED	JUNE 30	16.93
DIFFERENTIAL	JUNE 30	-0.66

CHART 9. LONG TERM GOVERNMENT BOND YIELDS

UNITED STATES	JUNE 25	14.70
GERMANY	JUNE 11	9.12
JAPAN (MONTHLY)	MAY	8.04
SWITZERLAND	JUNE 11	5.00
CANADA	JUNE 18	15.60
FRANCE	MAY 7	16.26
NETHERLANDS	JAN. 1	11.12
UNITED KINGDOM	JUNE 18	12.53

U.S. CORPORATE

AAA BONDS	MAY	14.26
EURO-DOLLAR BONDS	APRIL	13.04

CHART 10. STOCK INDICES

UNITED STATES	JUNE 9	114.88
UNITED KINGDOM	JUNE 9	129.12
CANADA	JUNE 9	142.33
GERMANY	JUNE 9	97.02
SWITZERLAND	JUNE 9	83.81
NETHERLANDS	JUNE 9	83.23
FRANCE	JUNE 9	107.47
JAPAN	JUNE 9	143.72

FEDERAL RESERVE statistical release



H. 10 (512)

FOREIGN EXCHANGE RATES

JULY 8, 1982

FOR THE WEEK ENDING JULY 2, 1982

The Board of Governors of the Federal Reserve System is advised that the Federal Reserve Bank of New York has certified for customs purposes the following foreign buying rate in New York City for cable transfers payable in foreign currencies:

COUNTRY	MONETARY UNIT	(CURRENCY UNITS PER DOLLAR)				
		JUNE 28	JUNE 29	JUNE 30	JULY 1	JULY 2
ARGENTINA	PESO	15450.00	15450.00	15450.00	15450.00	15750.00
*AUSTRALIA	DOLLAR	101.68	102.05	102.21	102.01	101.99
AUSTRIA	SCHILLING	17.550	17.340	17.310	17.350	17.360
BELGIUM	FRANC	47.470	46.910	46.970	47.220	47.380
BRAZIL	CRUZEIRO	169.93	169.93	169.93	173.19	173.19
CANADA	DOLLAR	1.2984	1.2995	1.2929	1.2860	1.2875
CHILE	PESO	47.300	47.300	47.300	47.300	47.300
CHINA, P.R.	YUAN	1.9515	1.9515	1.9358	1.9358	1.9358
COLOMBIA	PESO	63.800	63.800	63.800	63.800	63.800
DENMARK	KRONE	8.6225	8.5100	8.5100	8.5500	8.5700
FINLAND	MARKKA	4.7785	4.7255	4.7300	4.7305	4.7270
FRANCE	FRANC	6.9145	6.8450	6.8300	6.8490	6.8675
GERMANY	D. MARK	2.4933	2.4625	2.4595	2.4695	2.4770
GREECE	DRACHMA	70.200	69.750	69.400	69.500	69.450
HONG KONG	DOLLAR	5.9370	5.9200	5.9025	5.9075	5.8870
INDIA	RUPEE	9.6000	9.5700	9.5300	9.5700	9.5600
INDONESIA	RUPIAH	655.25	655.25	655.25	655.25	658.00
IRAN	RIAL	NA	NA	NA	NA	NA
*IRELAND	POUND	138.00	139.70	140.15	139.25	138.95
ISRAEL	SHEKEL	24.180	24.230	24.230	24.360	24.360
ITALY	LIRA	1401.00	1376.00	1383.00	1389.00	1389.00
JAPAN	YEN	258.95	255.55	255.00	255.95	257.00
MALAYSIA	DOLLAR	2.3700	2.3660	2.3620	2.3670	2.3620
MEXICO	PESO	48.0600	48.0900	48.0800	48.1500	48.3000
NETHERLANDS	GUILDER	2.7545	2.7270	2.7200	2.7290	2.7360
*NEW ZEALAND	DOLLAR	73.800	73.940	74.250	74.120	74.160
NORWAY	KRONE	6.3100	6.2200	6.2650	6.3350	6.3400
PERU	SOL	671.25	671.25	671.25	671.25	679.50
PHILIPPINES	PESO	8.5050	8.5050	8.5050	8.5050	8.4750
PORTUGAL	ESCUDO	84.750	84.600	83.900	84.000	83.900
SINGAPORE	DOLLAR	2.1630	2.1570	2.1540	2.1560	2.1520
*SOUTH AFRICA	RAND	86.85	87.15	87.64	87.32	87.22
SOUTH KOREA	WON	741.30	741.30	741.30	741.30	744.00
SPAIN	PESETA	112.550	111.750	110.970	111.410	111.380
SRI LANKA	RUPEE	20.750	20.750	20.750	20.750	20.900
SWEDEN	KRONA	6.1700	6.1000	6.1200	6.1450	6.1425
SWITZERLAND	FRANC	2.1365	2.1070	2.0995	2.1025	2.1040
THAILAND	BAHT	23.000	23.000	23.000	23.000	23.000
*UNITED KINGDOM	POUND	171.85	173.50	173.55	173.50	173.10
VENEZUELA	BOLIVAR	4.2955	4.2955	4.2955	4.2955	4.2945

VALUE IN U.S. CENTS