

S-440

(516/517)

DATA FILE
LIBRARY
FEDERAL RESERVE BANK
OF CHICAGO

LIBRARY
JUN 9 1982
FEDERAL RESERVE
BANK OF CHICAGO

Selected Interest & Exchange Rates

Weekly Series of Charts

May 31, 1982

Prepared by the
FINANCIAL MARKETS
SECTION

DIVISION OF
INTERNATIONAL FINANCE

BOARD OF GOVERNORS
FEDERAL RESERVE SYSTEM
Washington, D.C. 20551

Table of Contents

TABLES

- 1. LATEST FIGURES PLOTTED**
- 2. DAILY CERTIFIED SPOT EXCHANGE RATES--
H.10 RELEASE**

CHARTS

- 1. SPOT EXCHANGE RATE INDICES**
- 2. 3-MONTH FORWARD EXCHANGE RATES**
- 3. GOLD PRICE--LONDON**
- 4. CALL MONEY RATES**
- 5. 3-MONTH INTEREST RATES**
- 6. EURO-DOLLAR DEPOSIT RATES**
- 7. SELECTED EURO-DOLLAR AND
U.S. MONEY MARKET RATES**
- 8. INTEREST ARBITRAGE: 3-MONTH FUNDS**
- 9. LONG-TERM GOVERNMENT BOND YIELDS**
- 10. INDUSTRIAL STOCK INDICES**

SUBSCRIPTION RATES:

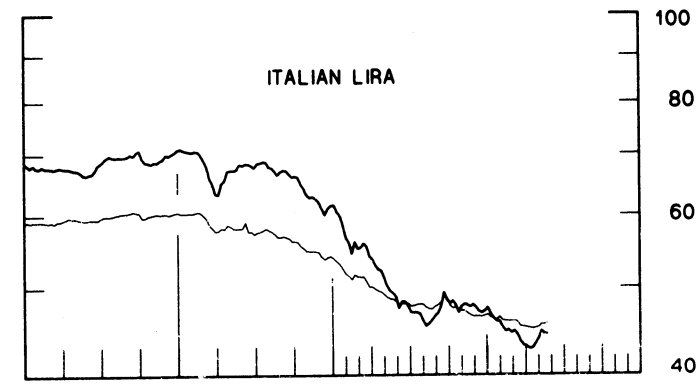
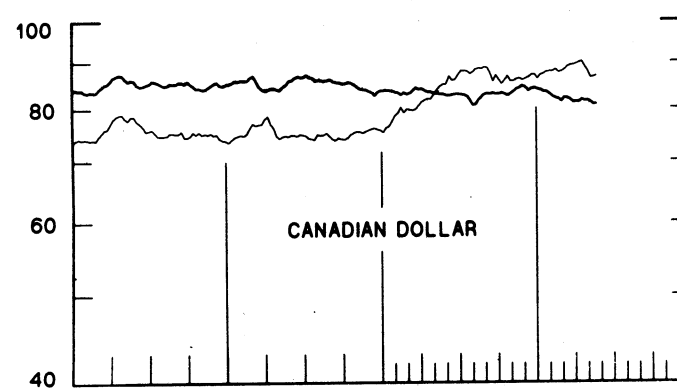
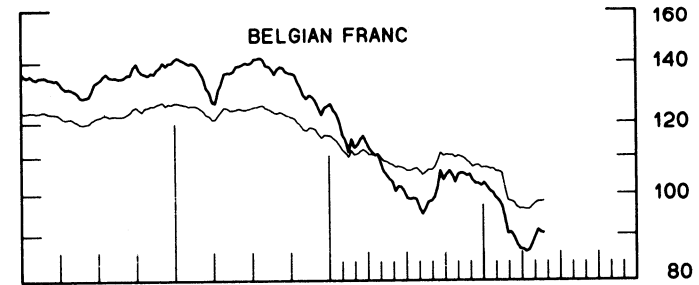
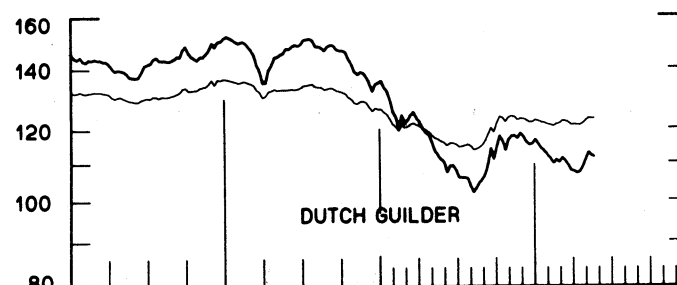
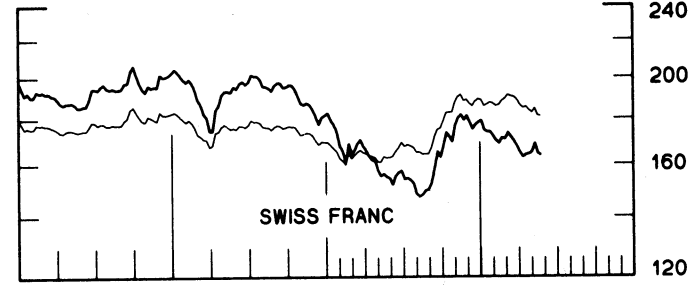
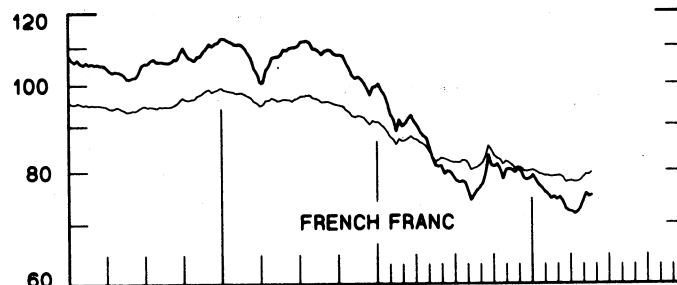
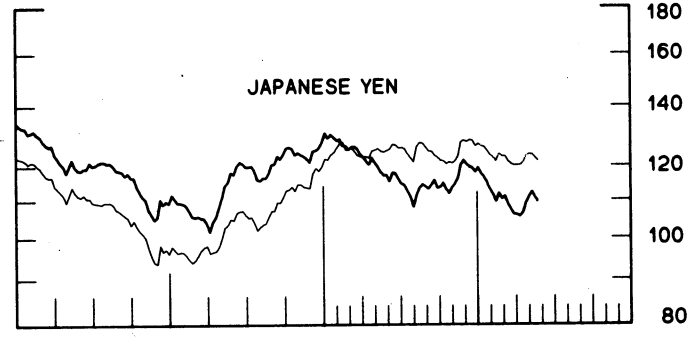
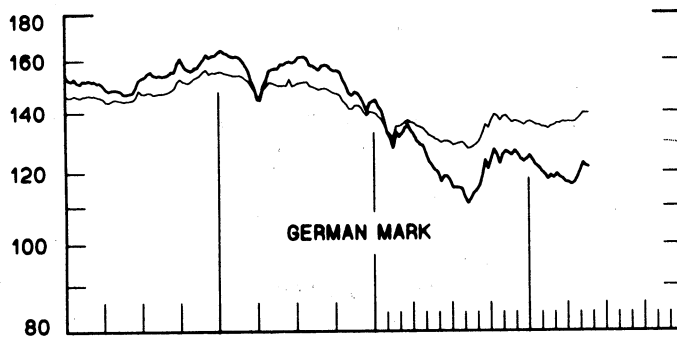
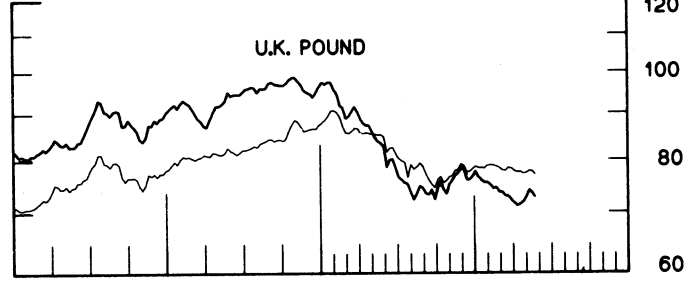
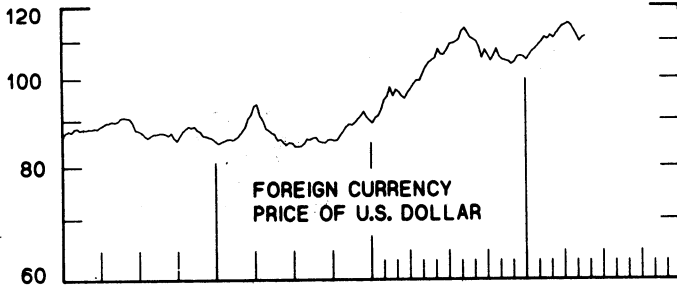
Weekly \$15.00 per year or \$.40 each in the United States, its possessions, Canada, and Mexico; 10 or more of the same issue to one address, \$13.50 per year or \$.35 each. Elsewhere, \$20.00 per year or \$.50 each. Address requests to Publications Services, Division of Administrative Services, and make payment remittance payable to the order of the Board of Governors of the Federal Reserve System in a form collectible at par in U.S. Currency.

SPOT EXCHANGE INDICES

DOLLAR PRICES OF FOREIGN CURRENCIES AND WEIGHTED AVERAGE VALUES (THIN LINE)
AVERAGES FOR WEEK ENDING WEDNESDAY

RATIO SCALE
MARCH 1973=100

RATIO SCALE
MARCH 1973=100



1980

1982

1980

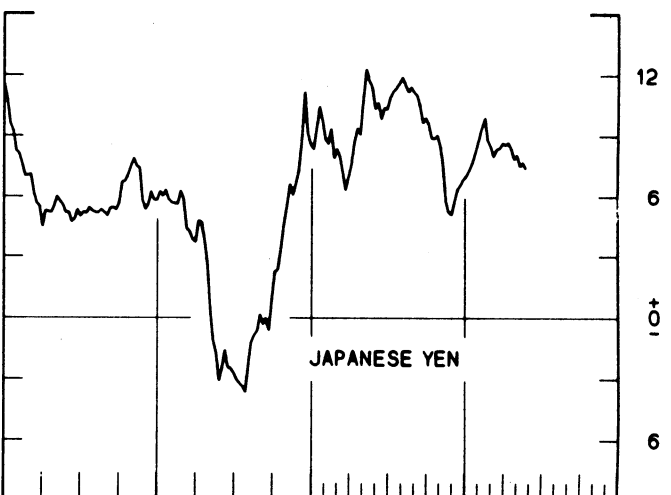
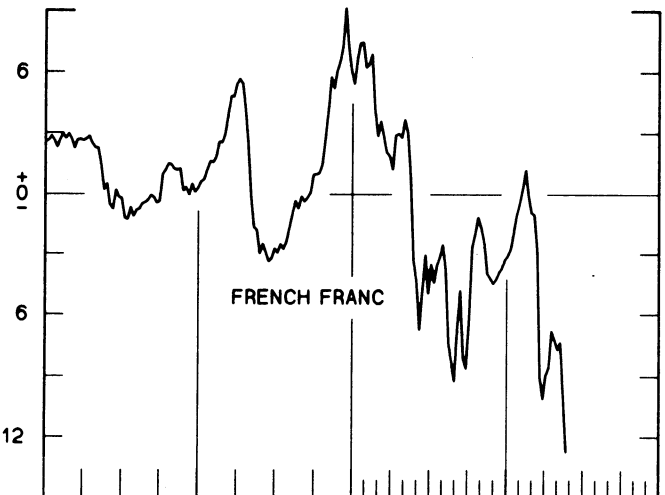
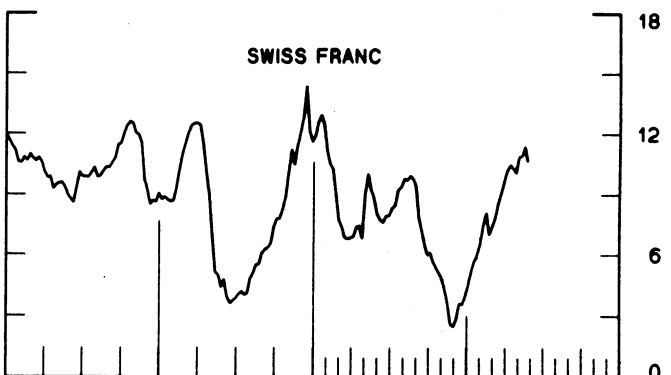
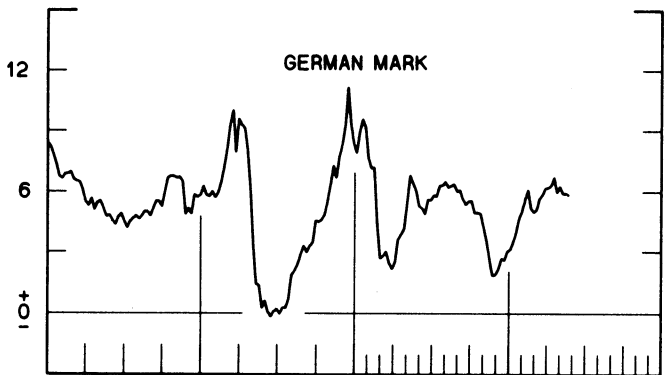
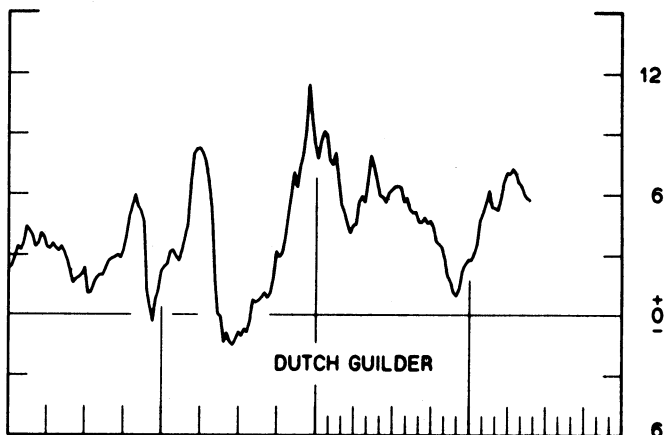
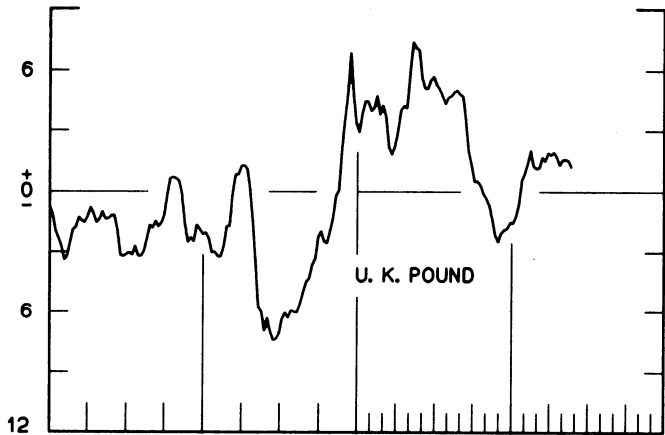
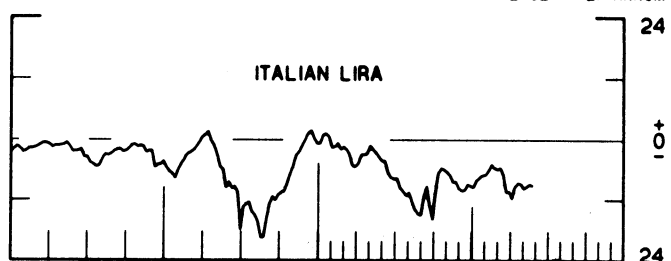
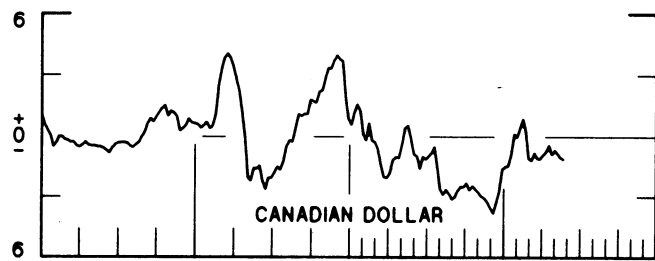
1982

CHART 2
3-MONTH FORWARD EXCHANGE RATES

PREMIUM (+) OR (-)
 AVERAGES FOR WEEK ENDING WEDNESDAY

PERCENT PER ANNUM

PERCENT PER ANNUM



1980

1982

1980

1982

CHART 3
PRICE OF GOLD IN LONDON
AVERAGES FOR WEEK ENDING WEDNESDAY

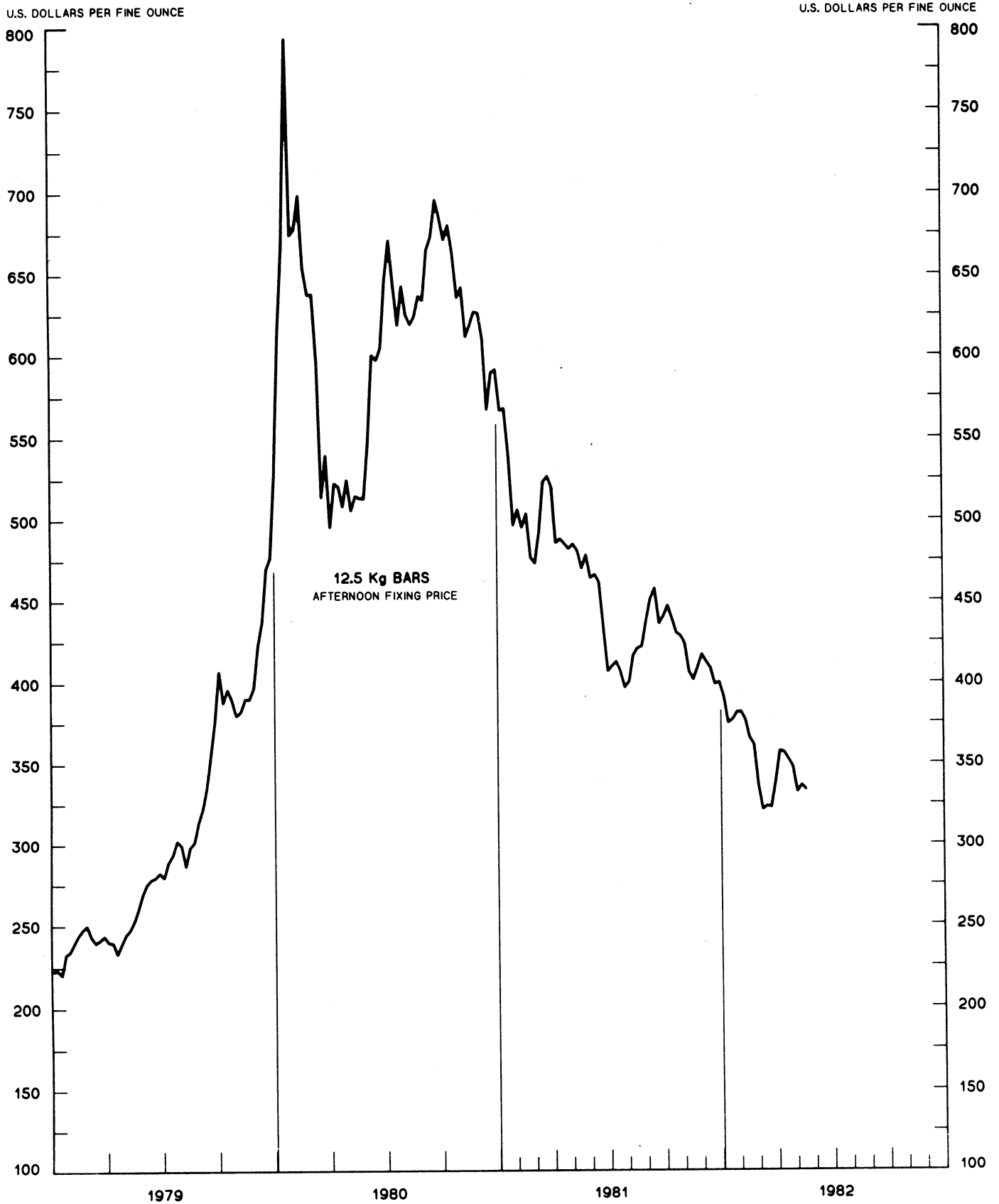
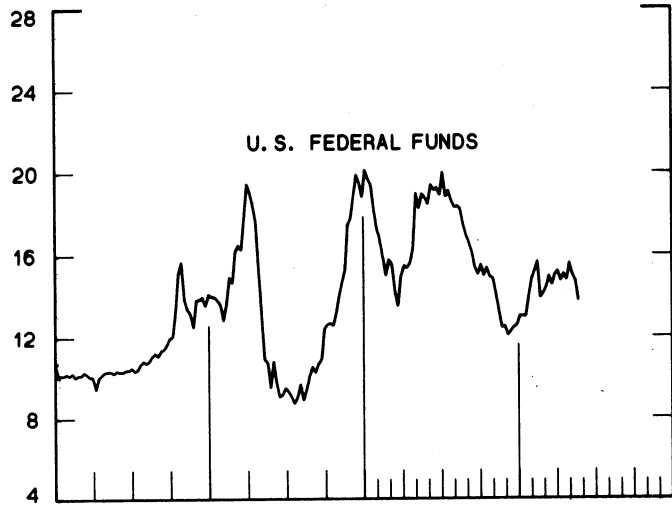
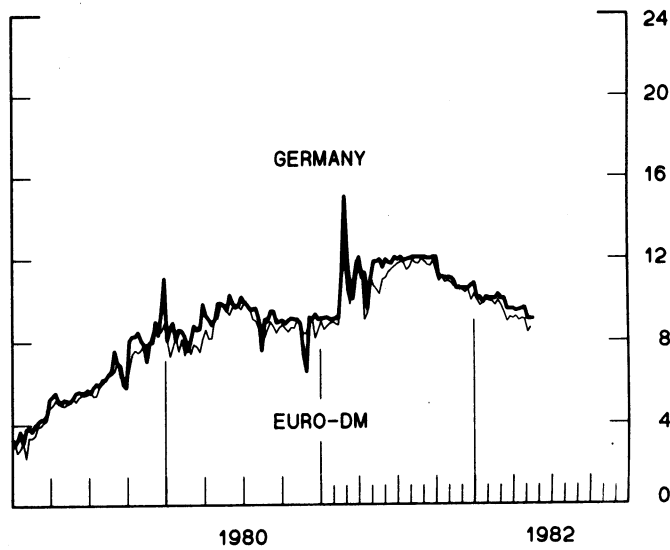
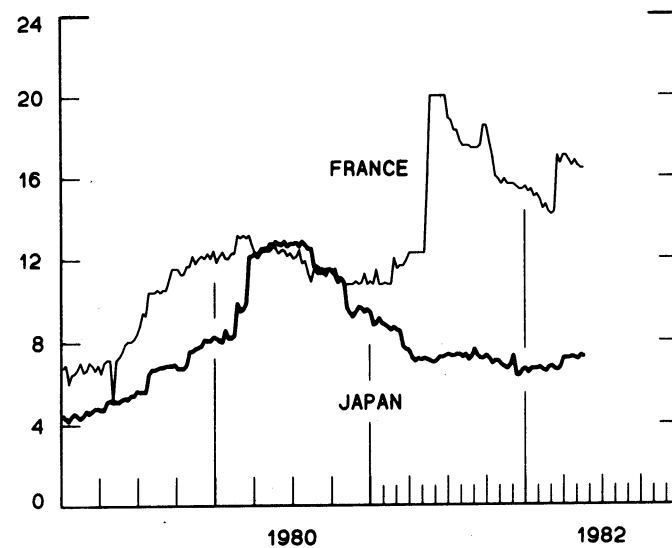
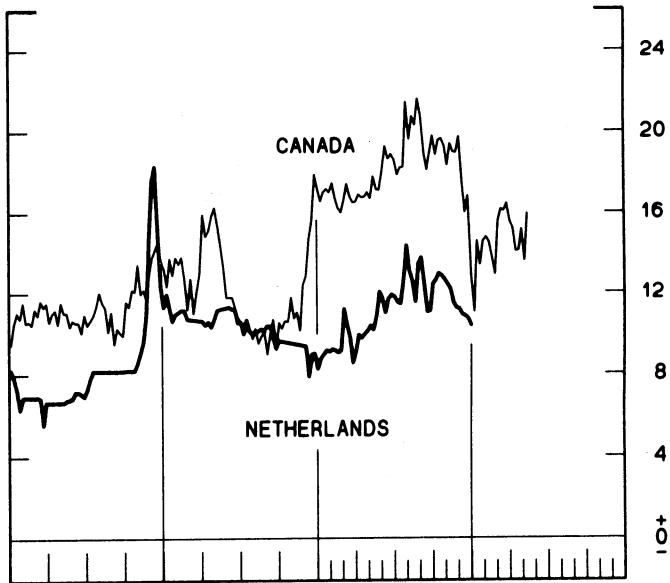
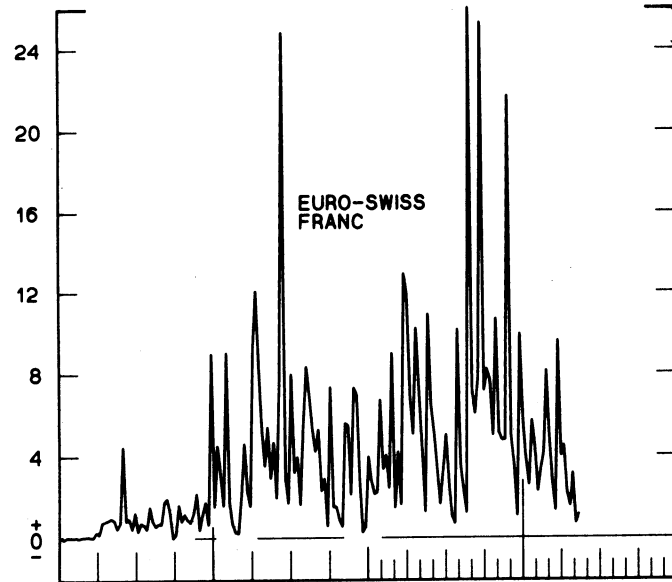
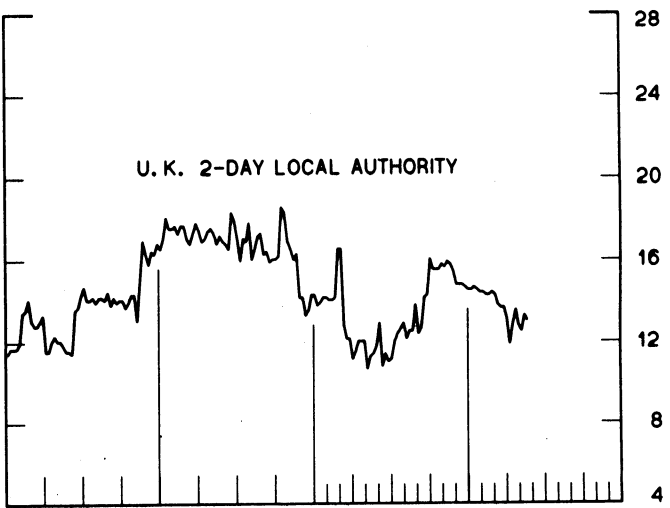


CHART 4
CALL MONEY RATES
WEEKLY SERIES

PERCENT PER ANNUM



PERCENT PER ANNUM



1980

1982

1980

1982

CHART 5
3-MONTH INTEREST RATES
 WEEKLY SERIES

PERCENT PER ANNUM

PERCENT PER ANNUM

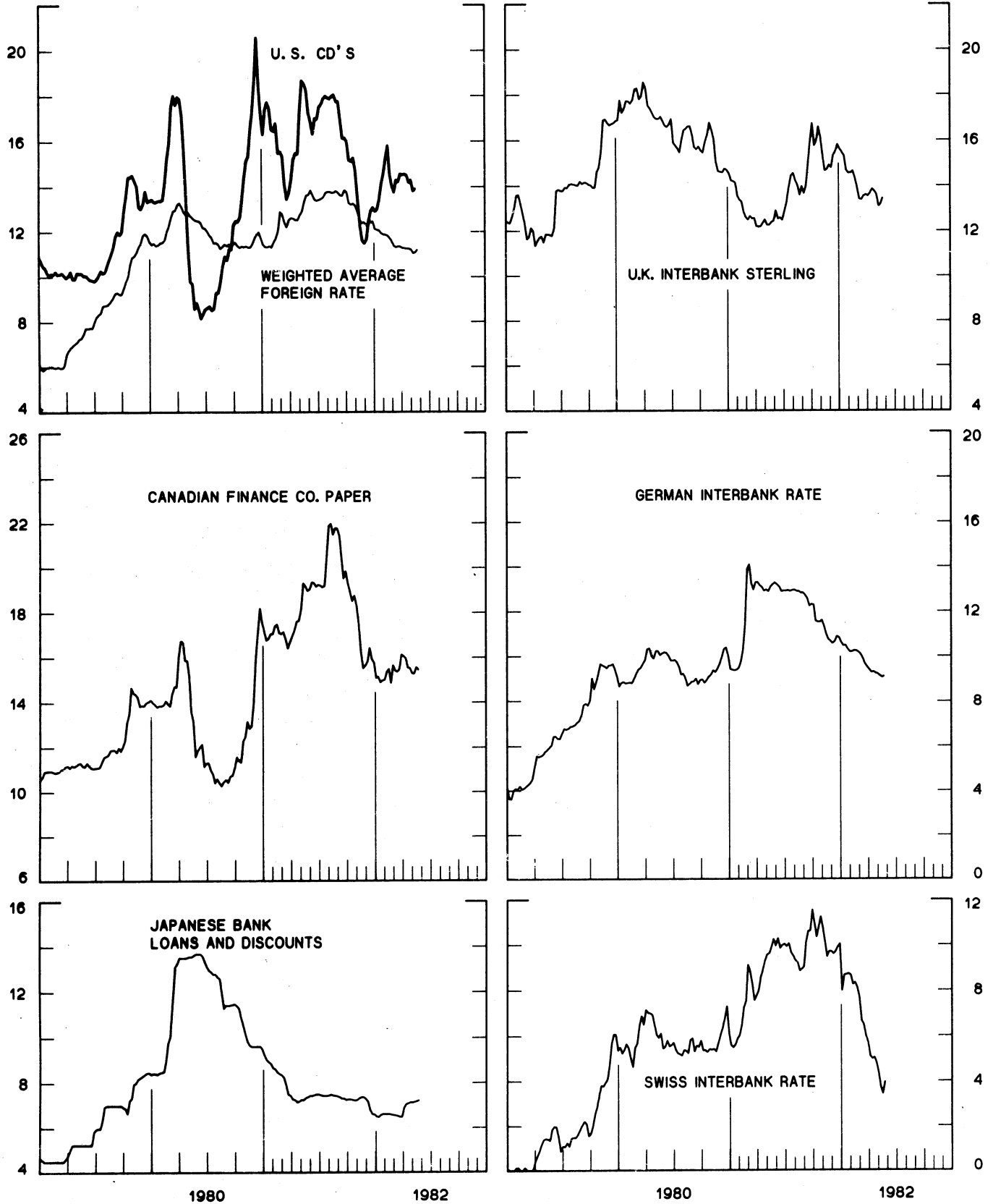


CHART 6
EURO-DOLLAR DEPOSIT RATES LONDON
 AVERAGES FOR WEEK ENDING WEDNESDAY

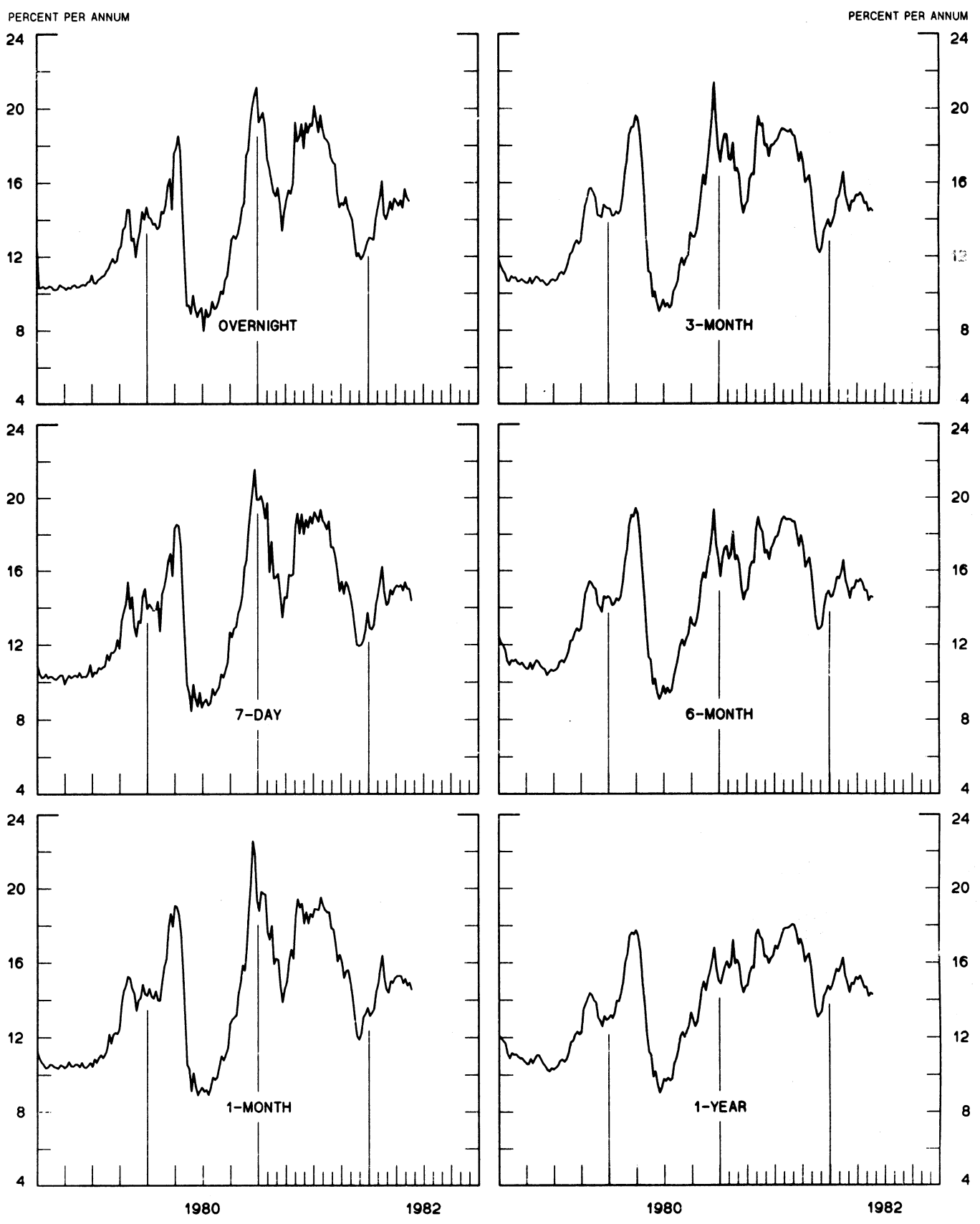
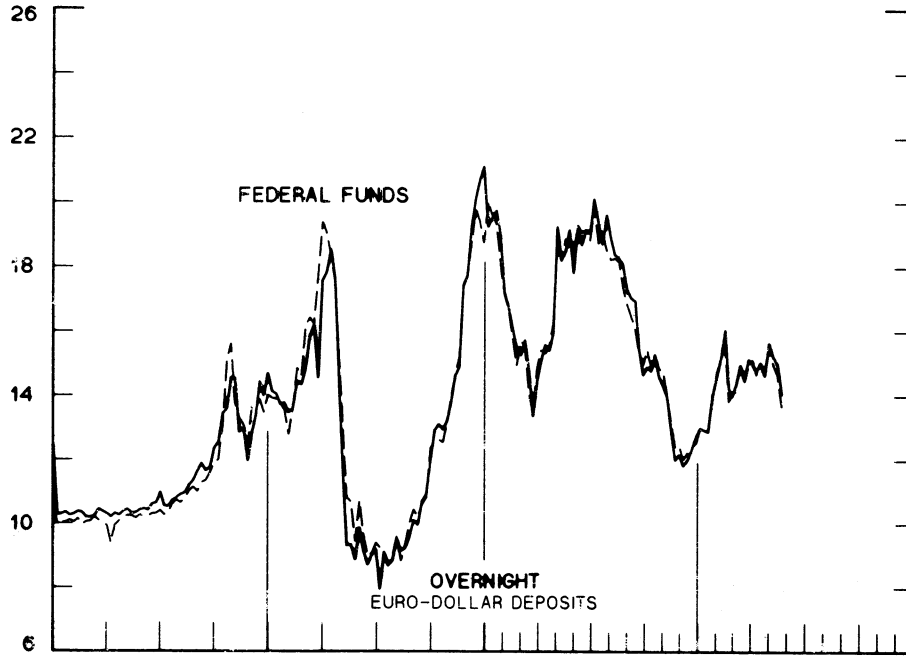


CHART 7

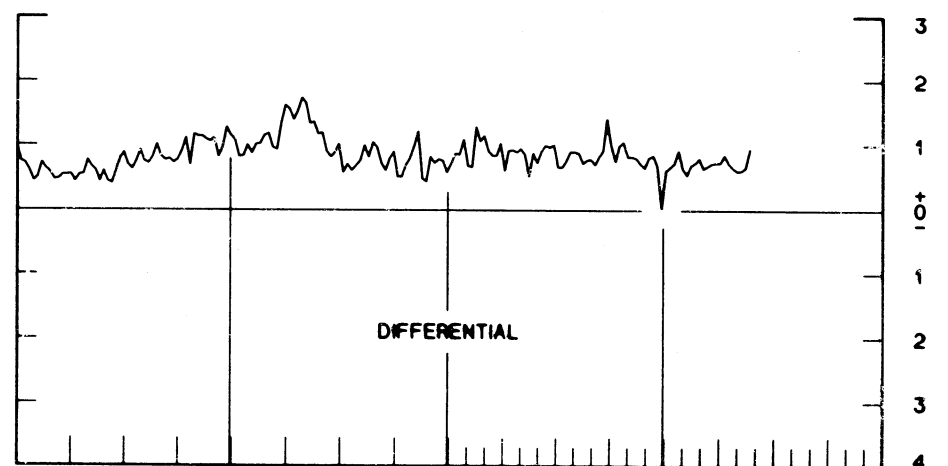
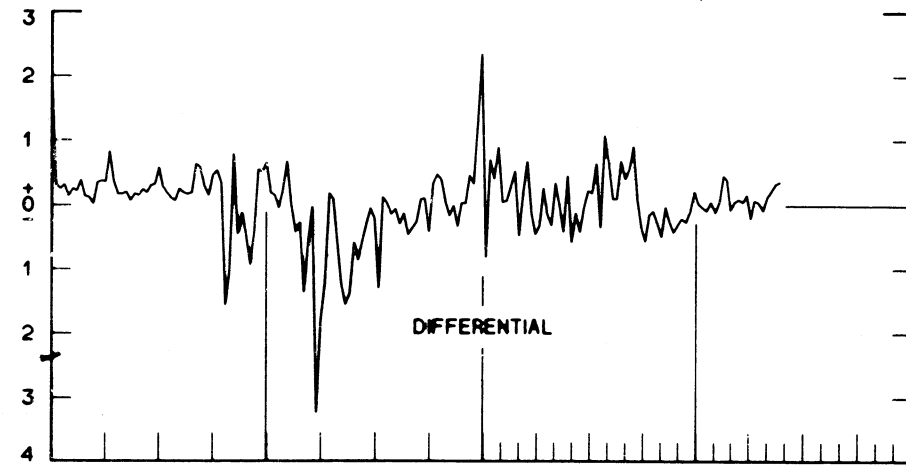
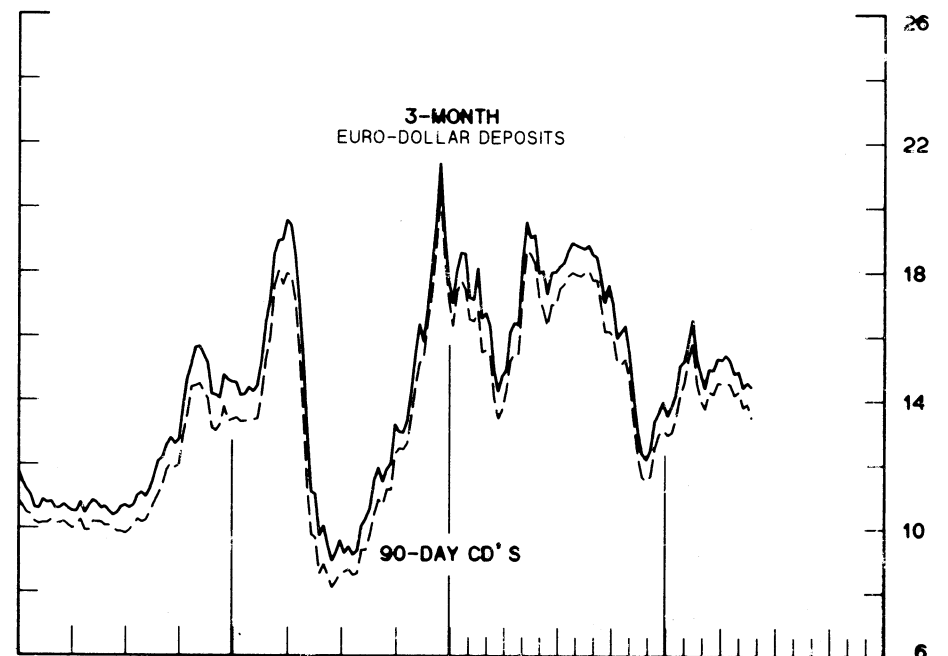
SELECTED EURO-DOLLAR AND U. S. MONEY MARKET RATES

DIFFERENTIAL: PLUS(+), FAVORS BORROWING IN U. S.
AVERAGES FOR WEEK ENDING WEDNESDAY

PERCENT PER ANNUM



PERCENT PER ANNUM



1980

1982

1980

1982

1 PERCENT ON DIFFERENTIAL SCALE = 2 PERCENT ON RATE SCALE

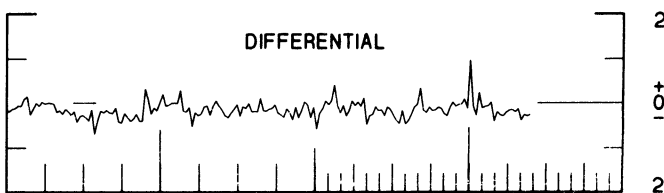
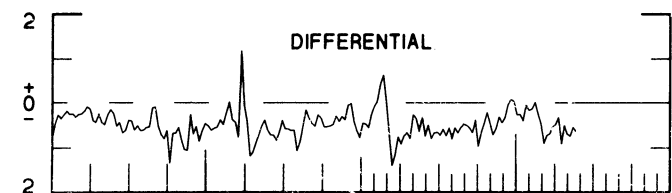
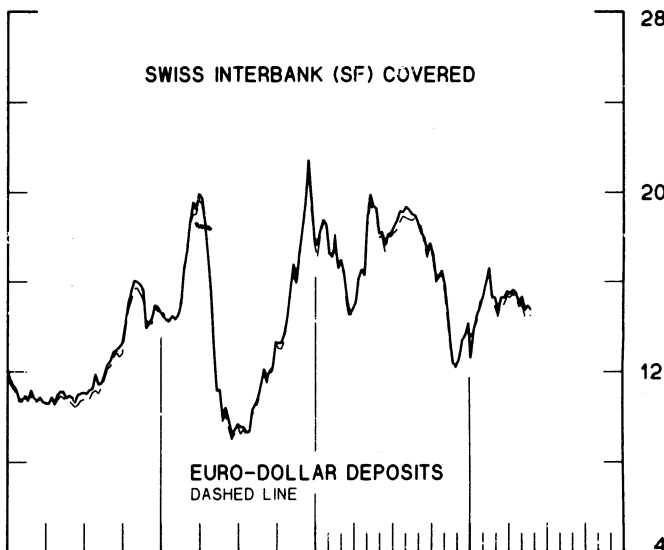
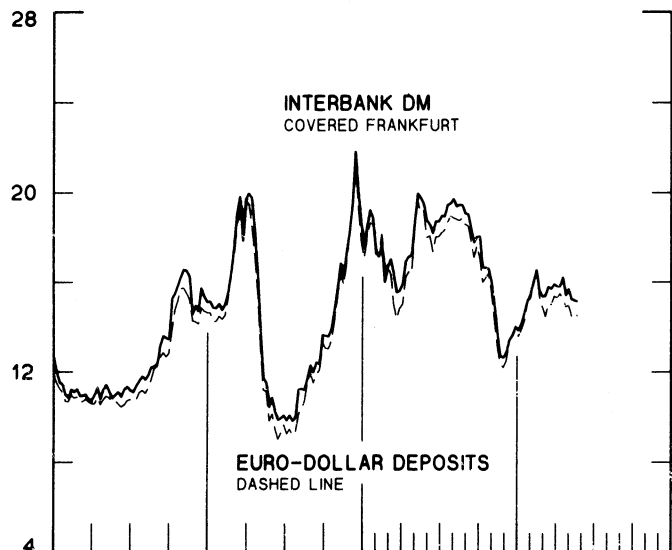
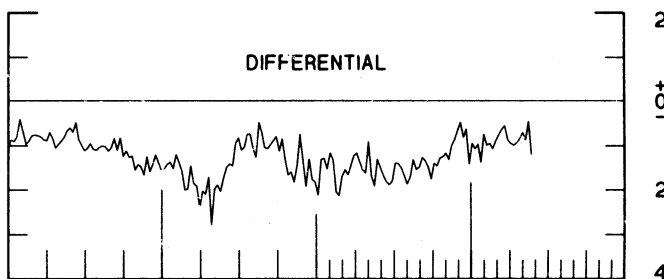
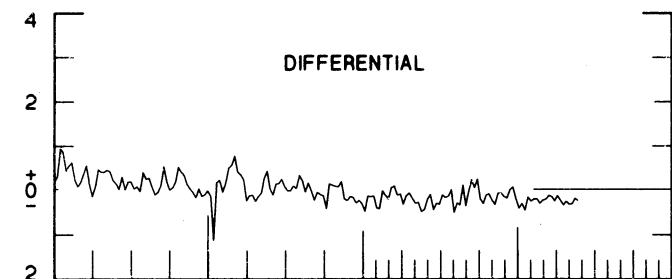
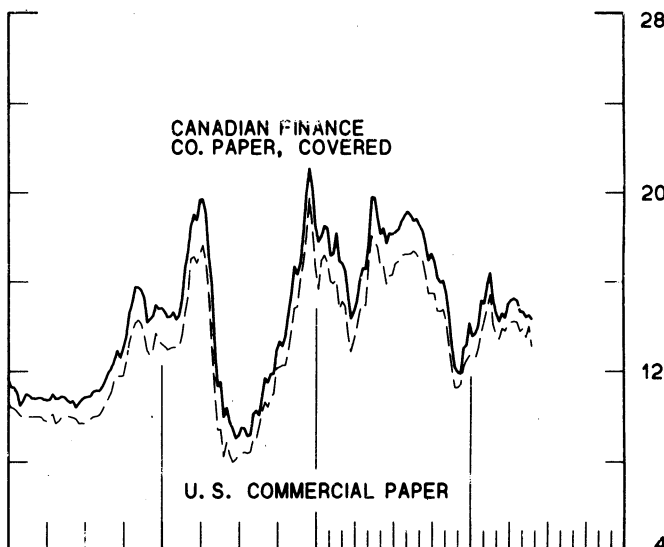
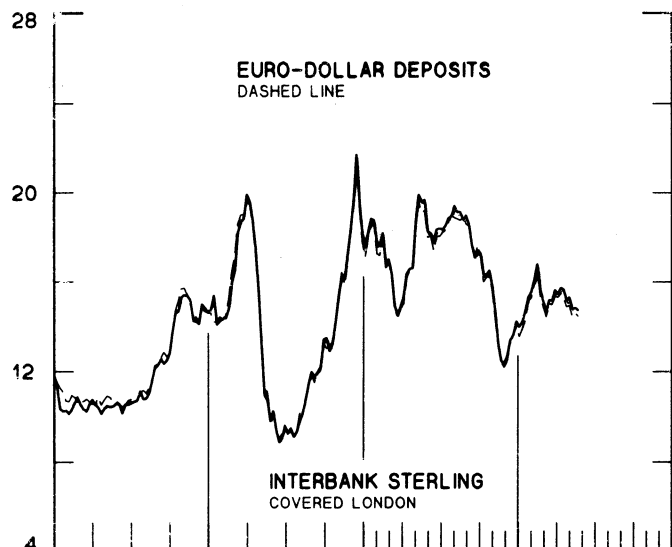
CHART 8

INTEREST ARBITRAGE: 3-MONTH FUNDS

DIFFERENTIAL: PLUS(+), INDICATES FAVOR DOLLAR ASSETS
AVERAGES FOR WEEK ENDING WEDNESDAY

PERCENT PER ANNUM

PERCENT PER ANNUM



1980

1982

1980

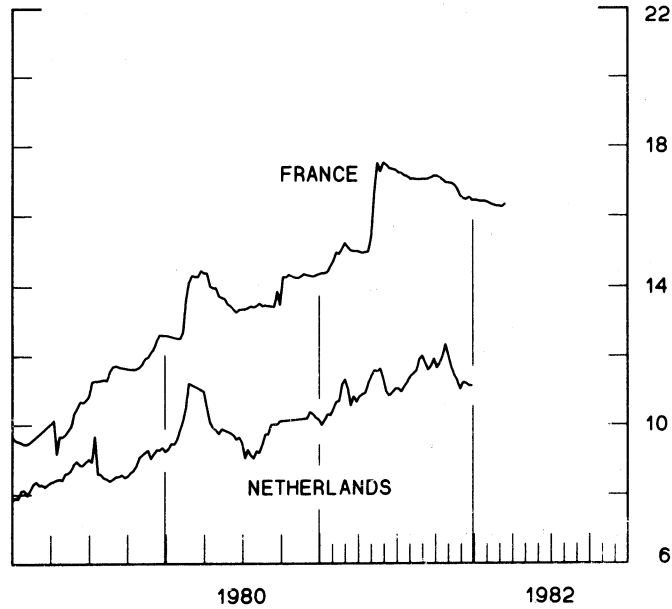
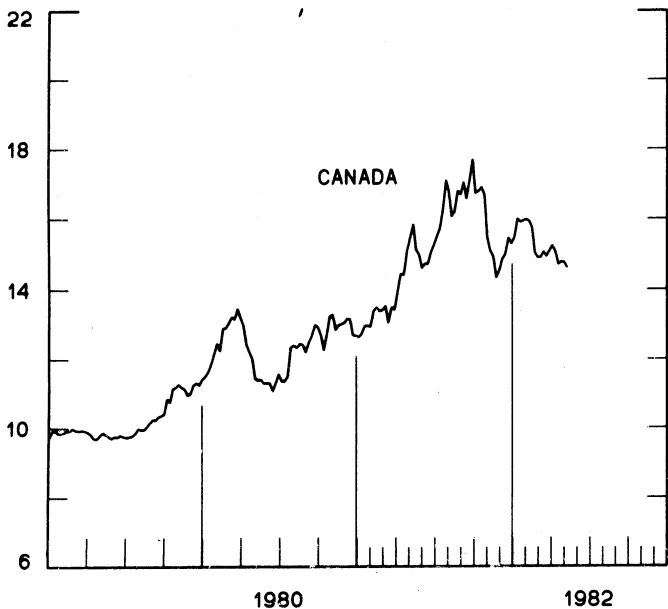
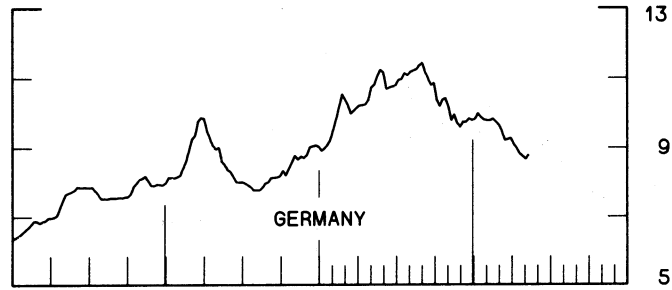
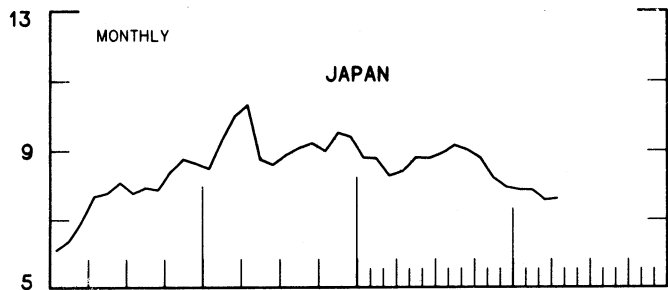
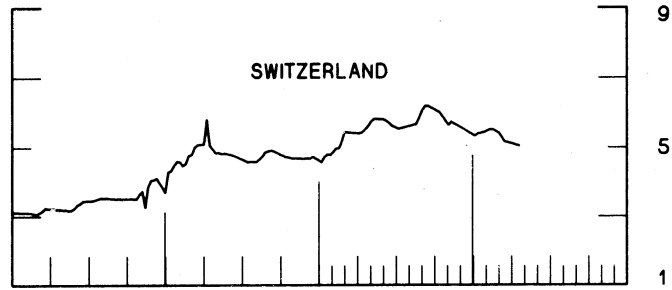
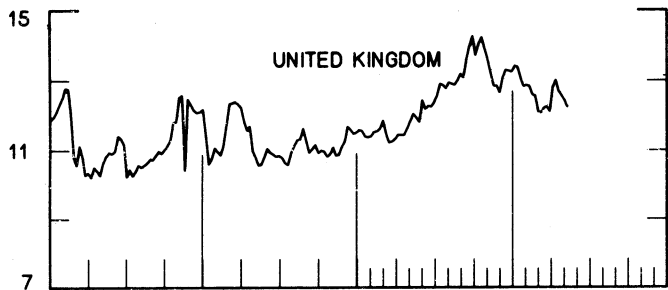
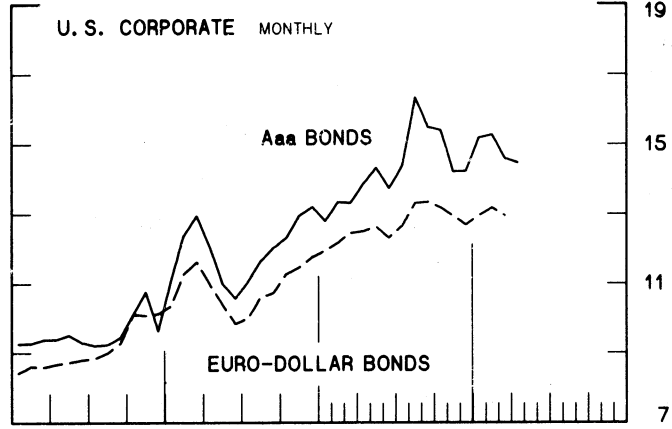
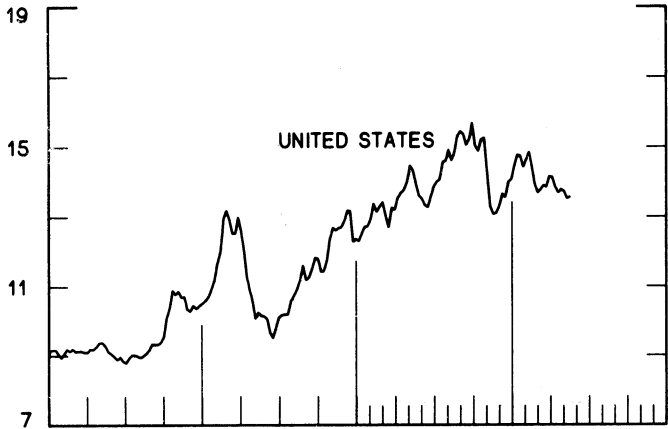
1982

1 PERCENT ON DIFFERENTIAL SCALE = 2 PERCENT ON RATE SCALE

CHART 9
LONG-TERM GOVERNMENT BOND YIELDS
 WEEKLY SERIES

PERCENT PER ANNUM

PERCENT PER ANNUM



1980

1982

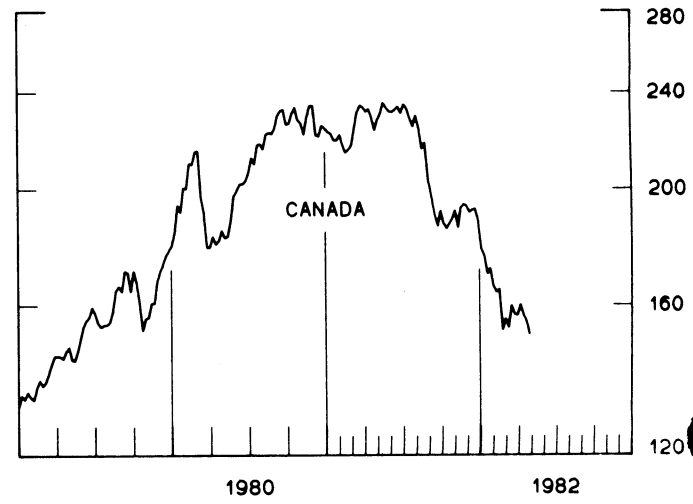
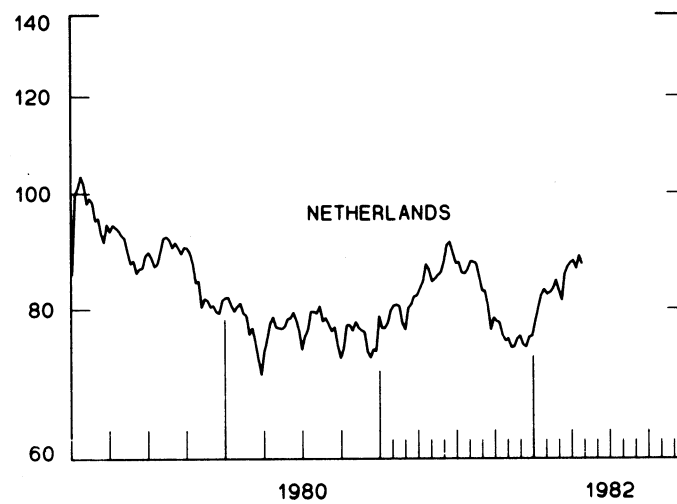
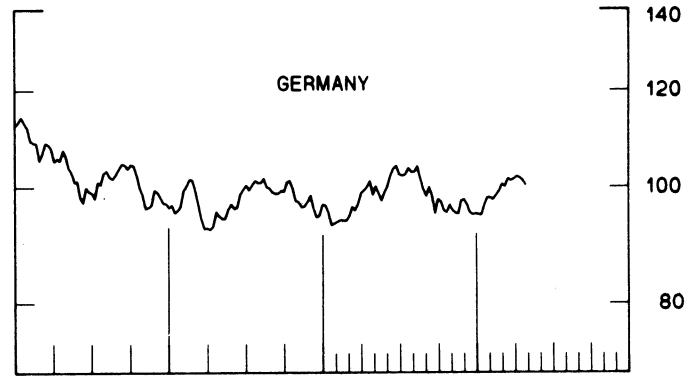
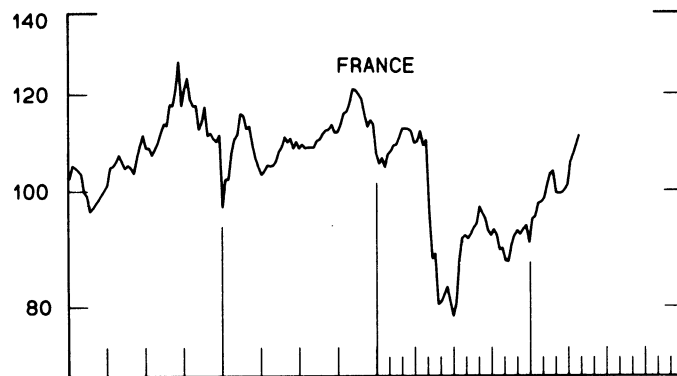
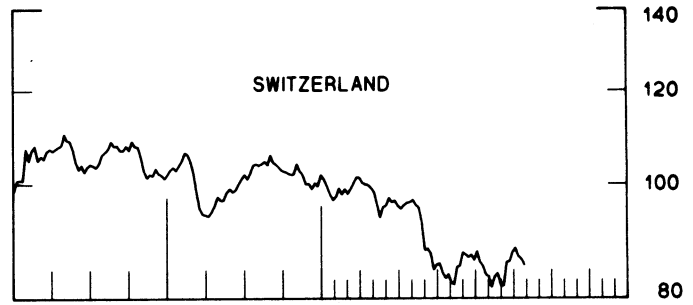
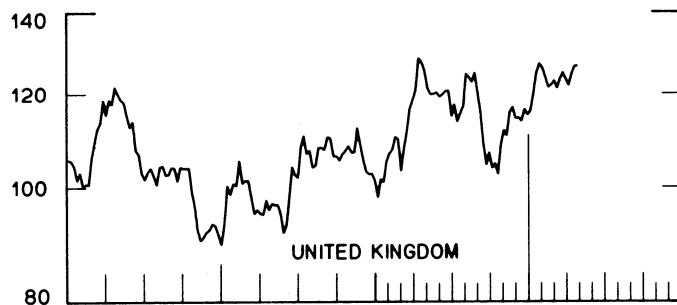
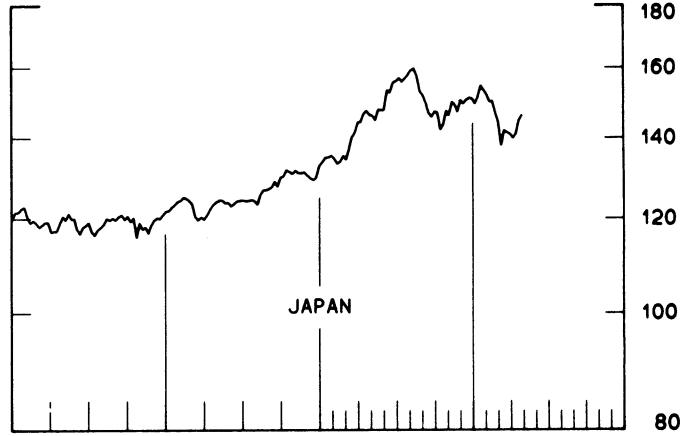
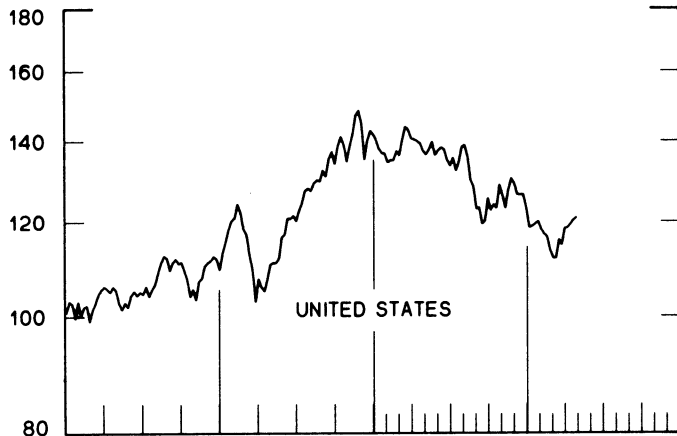
1980

1982

CHART 10
INDUSTRIAL STOCK INDICES
WEEKLY SERIES

RATIO SCALE
1969=100

RATIO SCALE
1969=100



1980

1982

1980

1982

SERIES NAME

LAST VALUE PLOTTED
DATE VALUE

CHART 1. SPOT EXCHANGE RATES AND INDICES

WEEKLY AVERAGES, NOON BUYING RATES (U.S. CENTS)

GERMAN MARK	MAY 26	43.23
JAPANESE YEN	MAY 26	0.41845
DUTCH GUILDER	MAY 26	38.86
U.K. POUND	MAY 26	179.73
CANADIAN DOLLAR	MAY 26	80.92
FRENCH FRANC	MAY 26	16.65
SWISS FRANC	MAY 26	50.87
BELGIAN FRANC	MAY 26	2.29089
ITALIAN LIRA	MAY 26	0.07799

INDICES, MARCH 1973 BASE RATES = 100

GERMAN MARK	MAY 26	121.61
JAPANESE YEN	MAY 26	109.56
DUTCH GUILDER	MAY 26	111.55
U.K. POUND	MAY 26	72.69
CANADIAN DOLLAR	MAY 26	80.66
FRENCH FRANC	MAY 26	75.05
SWISS FRANC	MAY 26	163.66
BELGIAN FRANC	MAY 26	90.27
ITALIAN LIRA	MAY 26	44.30

WEIGHTED AVERAGE EXCHANGE VALUE INDICES, MAR 1973 = 100
(G-10 COUNTRIES PLUS SWITZERLAND)

U.S. DOLLAR	MAY 26	111.28
GERMAN MARK	MAY 26	139.74
JAPANESE YEN	MAY 26	121.72
DUTCH GUILDER	MAY 26	122.98
U.K. POUND	MAY 26	77.17
CANADIAN DOLLAR	MAY 26	86.85
FRENCH FRANC	MAY 26	79.75
SWISS FRANC	MAY 26	181.01
BELGIAN FRANC	MAY 26	98.10
ITALIAN LIRA	MAY 26	45.58
SWEDISH KRONA	MAY 26	82.41

CHART 2. 3-MONTH FORWARD EXCHANGE RATES, PREMIUM OR DISCOUNT

CANADIAN DOLLAR	MAY 26	-1.13
U.K. POUND	MAY 26	1.20
GERMAN MARK	MAY 26	5.85
FRENCH FRANC	MAY 26	-12.70
SWISS FRANC	MAY 26	10.63
DUTCH GUILDER	MAY 26	5.69
JAPANESE YEN	MAY 26	7.43
ITALIAN LIRA	MAY 26	-9.23

SERIES NAME	LAST VALUE PLOTTED	
	DATE	VALUE
CHART 3. GOLD PRICE IN LONDON, AFTERNOON FIXING		
U.S. DOLLARS PER FINE OUNCE	MAY 26	333.63
CHART 4. CALL MONEY RATES		
U.S. FEDERAL FUNDS	MAY 26	13.70
OVERNIGHT EURO-DOLLAR DEPOSITS	MAY 26	14.06
U.K. 2-DAY LOCAL AUTHORITY DEPOSITS	MAY 21	13.00
CANADA	MAY 14	15.93
GERMANY	MAY 21	9.00
EURO-DM	MAY 14	8.59
JAPAN	MAY 21	7.19
FRANCE	MAY 21	16.38
NETHERLANDS	JAN. 1	10.30
EURO-SWISS FRANC	MAY 14	1.13
CHART 5. 3-MONTH INTEREST RATES		
U.S. 90-DAY CD'S, SECONDARY MARKET	MAY 26	13.49
GERMAN INTERBANK LOAN	MAY 26	9.10
JAPANESE BANK LOANS & DISCOUNTS	MAY 26	7.23
CANADIAN FINANCE PAPER	MAY 26	15.47
INTERBANK STERLING	MAY 26	13.45
SWISS INTERBANK LOAN	MAY 26	3.97
WEIGHTED AVERAGE FOREIGN INTEREST RATE (G-10 COUNTRIES PLUS SWITZERLAND)	MAY 26	11.20
CHART 6. EURO-DOLLAR DEPOSIT RATES: LONDON		
OVERNIGHT	MAY 26	14.06
7-DAY	MAY 26	14.34
1-MONTH	MAY 26	14.50
3-MONTH	MAY 26	14.44
6-MONTH	MAY 26	14.50
1-YEAR	MAY 26	14.24
CHART 7. SELECTED EURO-DOLLAR AND U.S. MONEY MARKET RATES		
OVERNIGHT EURO-DOLLAR DEPOSITS	MAY 26	14.06
U.S. FEDERAL FUNDS	MAY 26	13.70
DIFFERENTIAL ADJ. FOR RESERVE REQUIREMENTS	MAY 26	0.36
3-MONTH EURO-DOLLAR DEPOSIT RATE	MAY 26	14.44
U.S. 90-DAY CD'S, SECONDARY MARKET	MAY 26	13.49
DIFFERENTIAL	MAY 26	0.95

SERIES NAME

LAST VALUE PLOTTED
DATE VALUE

CHART 8. INTEREST ARBITRAGE, 3-MONTH FUNDS

EURO-DOLLAR DEPOSIT	MAY 26	14.44
INTERBANK STERLING (LONDON), COVERED	MAY 26	14.69
DIFFERENTIAL	MAY 26	-0.25
U.S. COMMERCIAL PAPER	MAY 26	13.09
CANADIAN FINANCE PAPER, COVERED	MAY 26	14.30
DIFFERENTIAL	MAY 26	-1.21
EURO-DOLLAR DEPOSIT	MAY 26	14.44
INTERBANK DM (FRANKFURT), COVERED	MAY 26	15.08
DIFFERENTIAL	MAY 26	-0.64
EURO-DOLLAR DEPOSIT	MAY 26	14.44
SWISS INTERBANK, COVERED	MAY 26	14.71
DIFFERENTIAL	MAY 26	-0.27

CHART 9. LONG TERM GOVERNMENT BOND YIELDS

UNITED STATES	MAY 21	13.57
GERMANY	MAY 14	8.78
JAPAN (MONTHLY)	APRIL	7.60
SWITZERLAND	APRIL 23	5.05
CANADA	MAY 14	14.61
FRANCE	MARCH 19	16.33
NETHERLANDS	JAN. 1	11.12
UNITED KINGDOM	MAY 14	12.22
U.S. CORPORATE		
AAA BONDS	APRIL	14.46
EURO-DOLLAR BONDS	MARCH	12.96

CHART 10. STOCK INDICES

UNITED STATES	MAY 5	120.96
UNITED KINGDOM	MAY 5	126.50
CANADA	MAY 5	151.19
GERMANY	MAY 5	100.43
SWITZERLAND	MAY 5	85.32
NETHERLANDS	MAY 5	87.20
FRANCE	MAY 5	110.89
JAPAN	MAY 5	146.27

FEDERAL RESERVE statistical release



H. 10 (512)

FOREIGN EXCHANGE RATES

MAY 28, 1982

FOR THE WEEK ENDING MAY 28, 1982

The Board of Governors of the Federal Reserve System is advised that the Federal Reserve Bank of New York has certified for customs purposes the following noon buying rate in New York City for cable transfers payable in foreign currencies:

COUNTRY	MONETARY UNIT	(CURRENCY UNITS PER DOLLAR)				
		MAY 24	MAY 25	MAY 26	MAY 27	MAY 28
ARGENTINA	PESO	14250.00	14250.00	14250.00	14250.00	14500.00
*AUSTRALIA	DOLLAR	105.78	105.50	105.39	105.10	105.03
AUSTRIA	SCHILLING	16.190	16.270	16.320	16.420	16.520
BELGIUM	FRANC	43.430	43.630	43.950	44.370	44.370
BRAZIL	CRUZEIRO	161.08	161.08	164.17	164.17	164.17
CANADA	DOLLAR	1.2362	1.2376	1.2366	1.2423	1.2440
CHILE	PESO	39.300	39.300	39.300	39.300	39.300
CHINA, P.R.	YUAN	1.8130	1.8130	1.8130	1.8239	1.8331
COLOMBIA	PESO	62.500	62.500	62.500	62.500	62.500
DENMARK	KRONE	7.8070	7.8550	7.8900	7.9400	7.9900
FINLAND	MARKKA	4.5020	4.5195	4.5220	4.5415	4.5600
FRANCE	FRANC	5.9550	5.9940	6.0425	6.1240	6.1250
GERMANY	D. MARK	2.3005	2.3145	2.3290	2.3460	2.3475
GREECE	DRACHMA	63.100	63.350	63.600	64.100	63.500
HONG KONG	DOLLAR	5.7050	5.7380	5.7220	5.7310	5.7475
INDIA	RUPEE	9.3200	9.3100	9.3300	9.3400	9.3900
INDONESIA	RUPIAH	653.50	653.50	653.50	653.50	654.50
IRAN	RIAL	NA	NA	NA	NA	NA
*IRELAND	POUND	150.47	149.70	148.80	147.60	147.15
ISRAEL	SHEKEL	21.660	21.770	21.690	21.780	21.780
ITALY	LIRA	1276.00	1279.00	1288.00	1296.00	1303.00
JAPAN	YEN	238.40	240.20	240.40	242.90	243.30
MALAYSIA	DOLLAR	2.2780	2.2830	2.2855	2.2895	2.2900
MEXICO	PESO	47.0700	47.1200	47.1300	47.1500	47.4000
NETHERLANDS	GUILDER	2.5615	2.5720	2.5910	2.6000	2.6030
*NEW ZEALAND	DOLLAR	76.900	76.850	76.500	76.350	76.150
NORWAY	KRONE	5.9630	6.0050	6.0000	6.0150	6.0235
PERU	SOL	631.50	631.50	631.50	631.50	641.50
PHILIPPINES	PESO	8.4050	8.4050	8.4050	8.4050	8.4250
PORTUGAL	ESCUDO	70.950	70.850	70.800	71.400	71.900
SINGAPORE	DOLLAR	2.0320	2.0880	2.0900	2.0905	2.0900
*SOUTH AFRICA	RAND	93.50	93.25	93.00	92.72	92.52
SOUTH KOREA	WON	725.35	725.35	728.95	728.95	731.75
SPAIN	PESETA	102.760	103.080	103.340	104.350	104.920
SRI LANKA	RUPEE	20.150	20.150	20.150	20.150	20.750
SWEDEN	KRONA	5.7900	5.8150	5.8350	5.8550	5.8500
SWITZERLAND	FRANC	1.9570	1.9620	1.9730	1.9990	1.9975
THAILAND	BAHT	23.000	23.000	23.000	23.000	23.000
*UNITED KINGDOM	POUND	180.45	180.48	180.00	178.95	179.10
VENEZUELA	BOLIVAR	4.2975	4.2975	4.2975	4.2975	4.2960

VALUE IN U.S. CENTS