

S-440

(516/517)

DATA FILE
LIBRARY
FEDERAL RESERVE BANK
OF CHICAGO

LIBRARY

MAY 24 1982

FEDERAL RESERVE
BANK OF CHICAGO

Selected Interest & Exchange Rates

Weekly Series of Charts

May 17, 1982

Prepared by the
FINANCIAL MARKETS
SECTION

DIVISION OF
INTERNATIONAL FINANCE

BOARD OF GOVERNORS
FEDERAL RESERVE SYSTEM
Washington, D.C. 20551

Table of Contents

TABLES

1. LATEST FIGURES PLOTTED
2. DAILY CERTIFIED SPOT EXCHANGE RATES--H.10 RELEASE

CHARTS

1. SPOT EXCHANGE RATE INDICES
2. 3-MONTH FORWARD EXCHANGE RATES
3. GOLD PRICE--LONDON
4. CALL MONEY RATES
5. 3-MONTH INTEREST RATES
6. EURO-DOLLAR DEPOSIT RATES
7. SELECTED EURO-DOLLAR AND U.S. MONEY MARKET RATES
8. INTEREST ARBITRAGE: 3-MONTH FUNDS
9. LONG-TERM GOVERNMENT BOND YIELDS
10. INDUSTRIAL STOCK INDICES

SUBSCRIPTION RATES:

Weekly \$15.00 per year or \$.40 each in the United States, its possessions, Canada, and Mexico; 10 or more of the same issue to one address, \$13.50 per year or \$.35 each. Elsewhere, \$20.00 per year or \$.50 each. Address requests to Publications Services, Division of Administrative Services, and make payment remittance payable to the order of the Board of Governors of the Federal Reserve System in a form collectible at par in U.S. Currency.

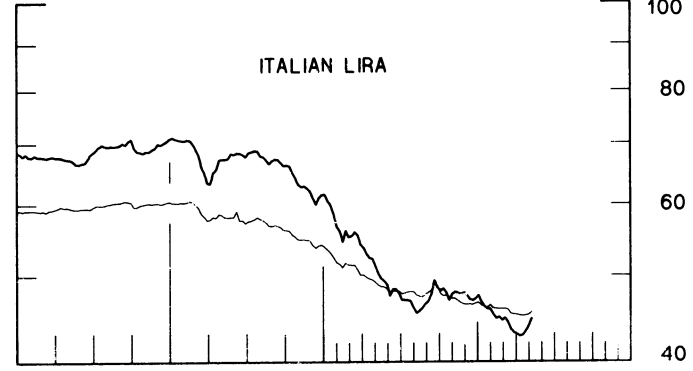
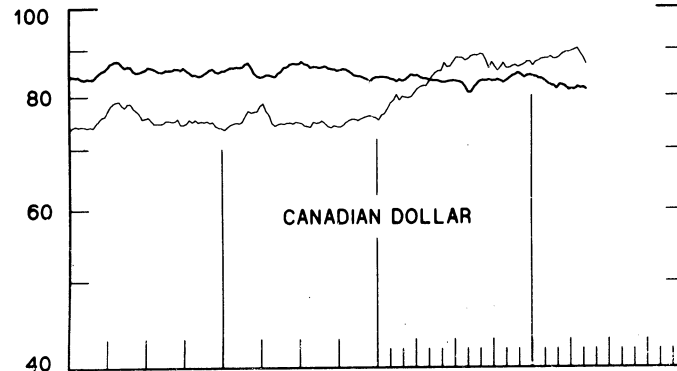
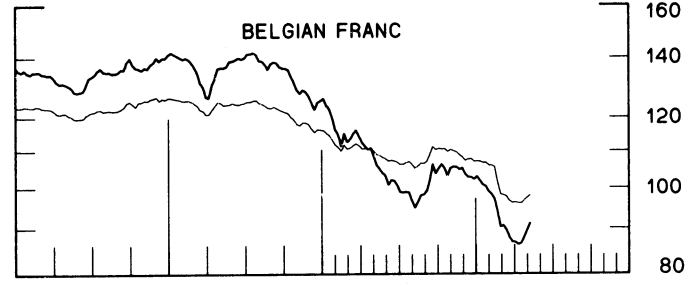
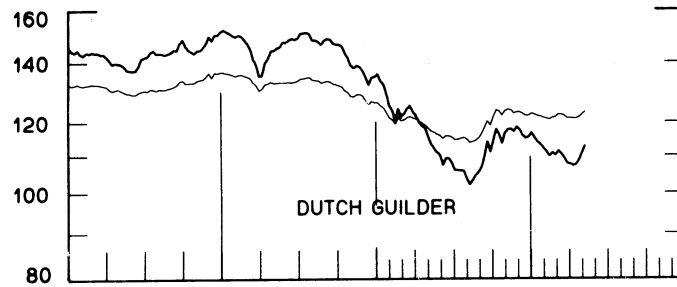
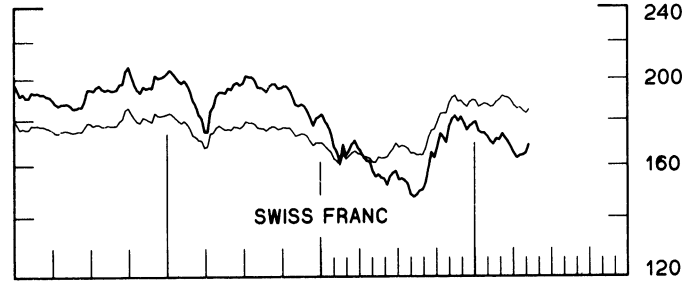
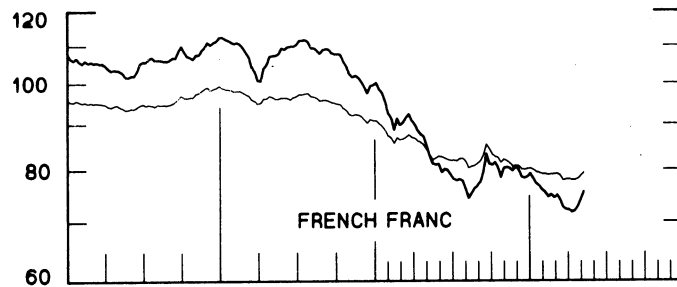
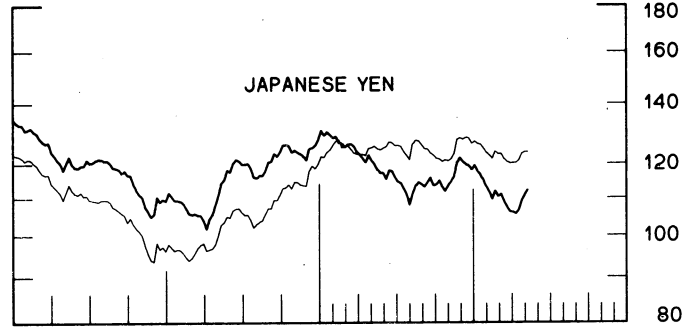
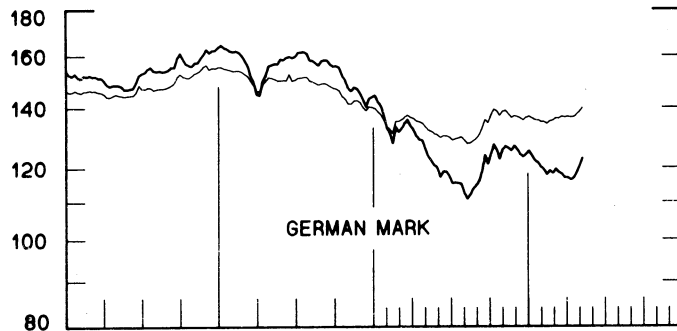
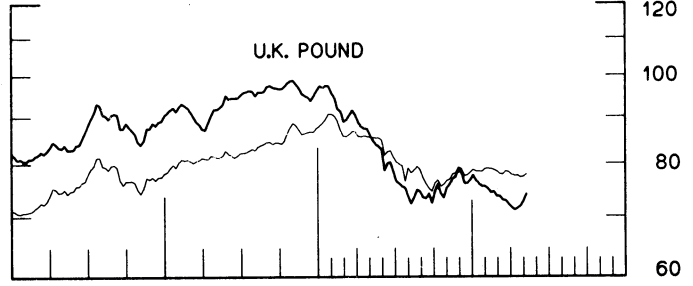
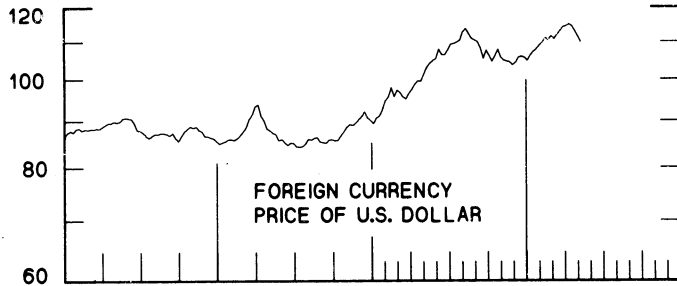
CHART 1

SPOT EXCHANGE INDICES

DOLLAR PRICES OF FOREIGN CURRENCIES AND WEIGHTED AVERAGE VALUES (THIN LINE)
AVERAGES FOR WEEK ENDING WEDNESDAY

RATIO SCALE
MARCH 1973=100

RATIO SCALE
MARCH 1973=100



1980

1982

1980

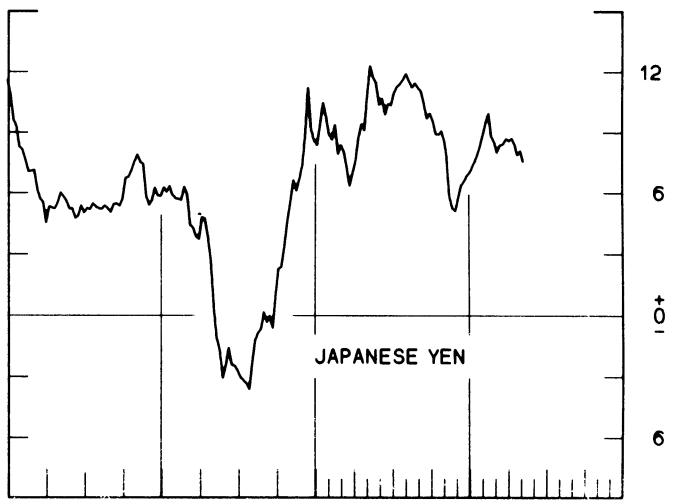
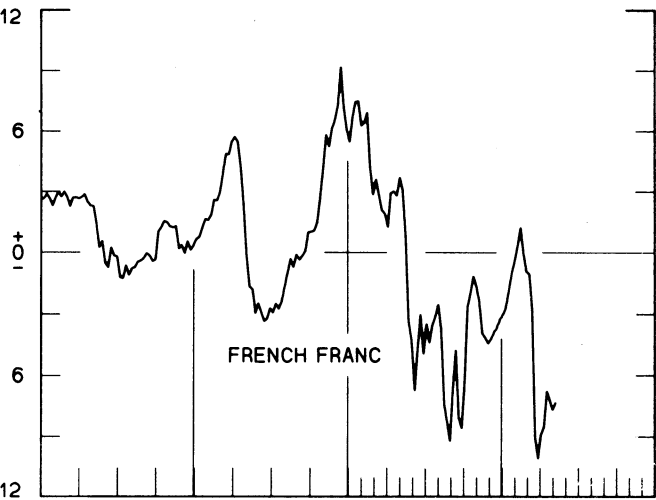
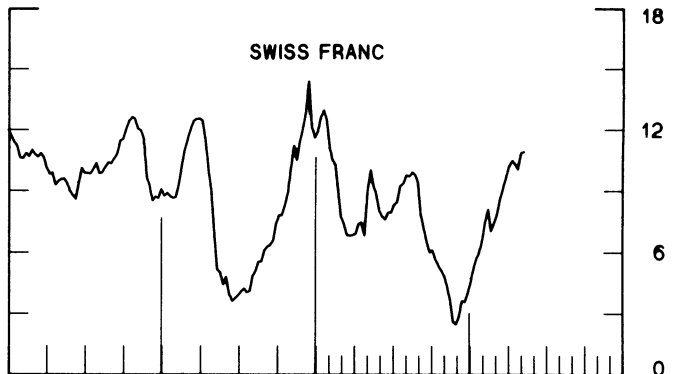
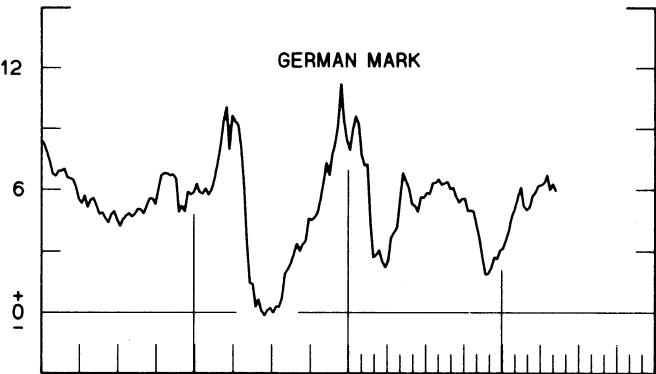
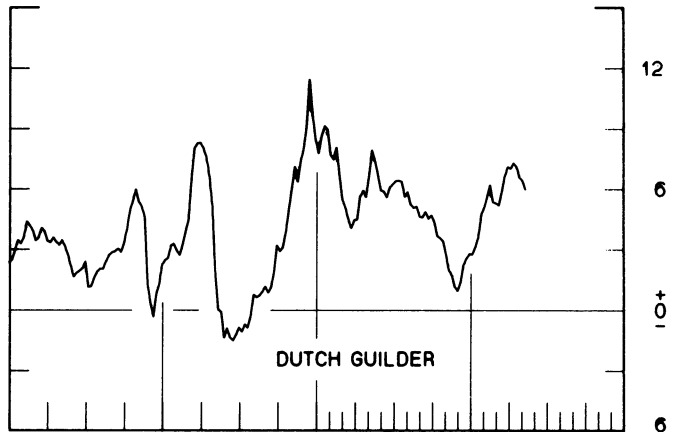
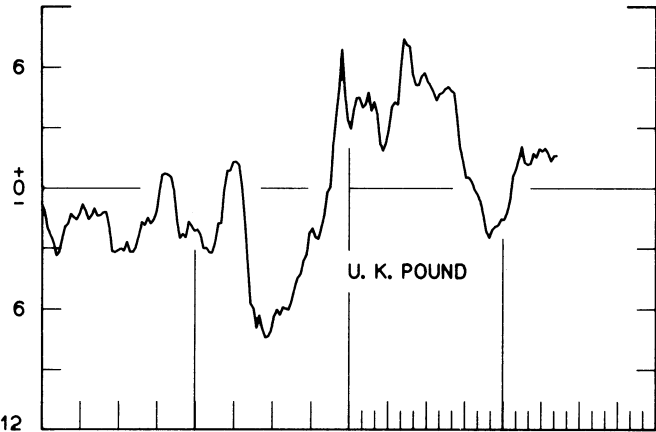
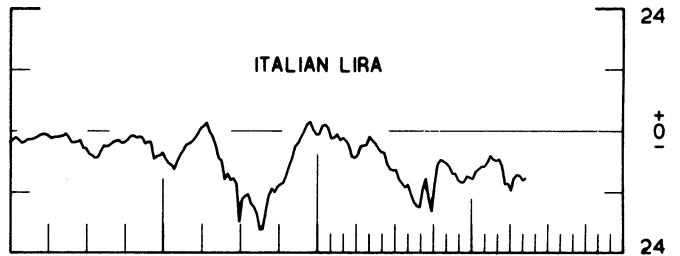
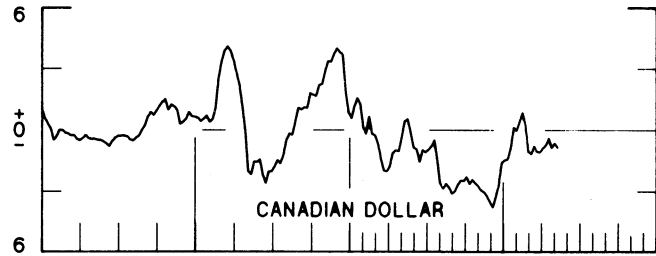
1982

CHART 2
3-MONTH FORWARD EXCHANGE RATES

PREMIUM (+) OR (-)
 AVERAGES FOR WEEK ENDING WEDNESDAY

PERCENT PER ANNUM

PERCENT PER ANNUM



1980

1982

1980

1982

CHART 3
PRICE OF GOLD IN LONDON
AVERAGES FOR WEEK ENDING WEDNESDAY

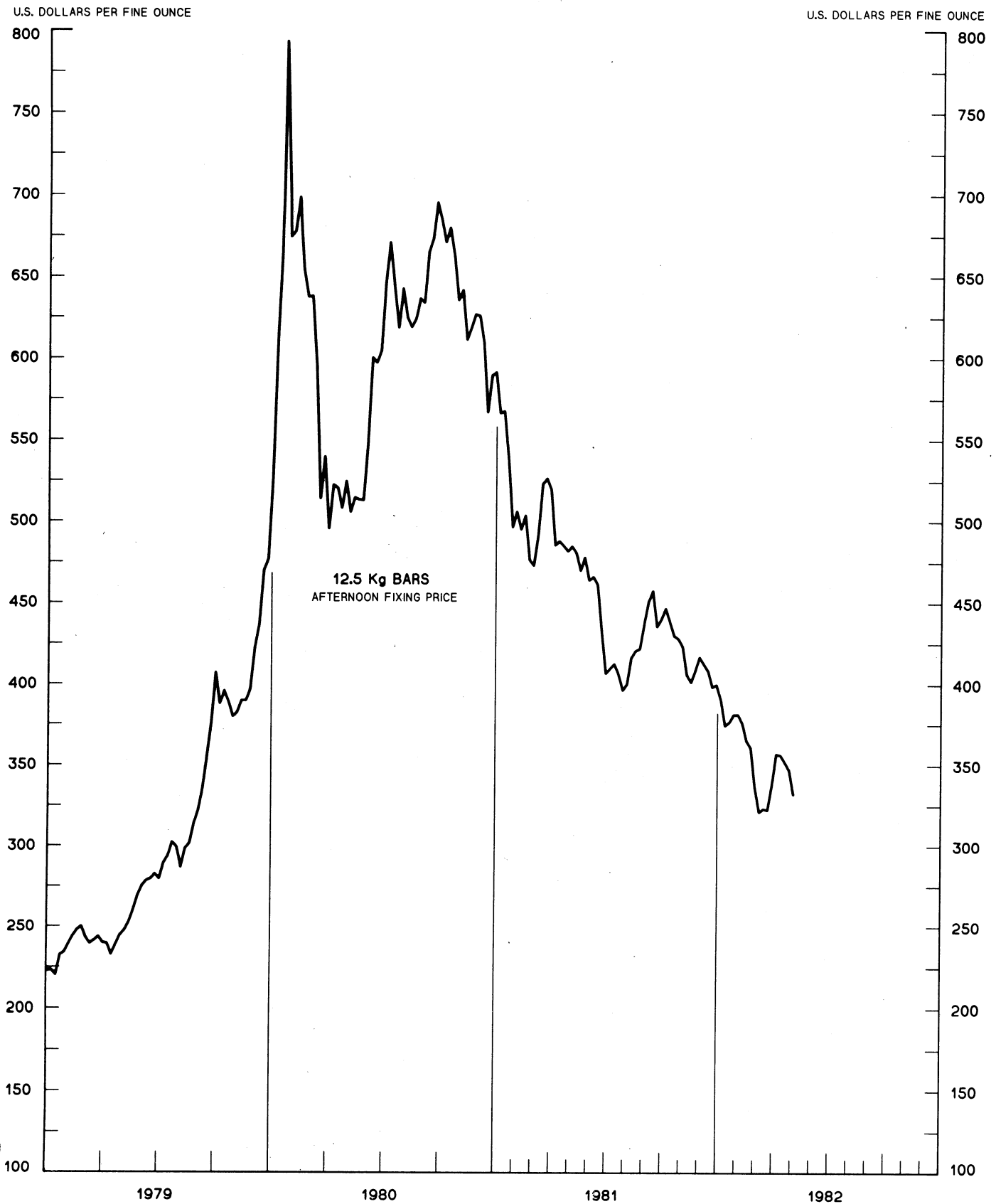


CHART 4
CALL MONEY RATES
 WEEKLY SERIES

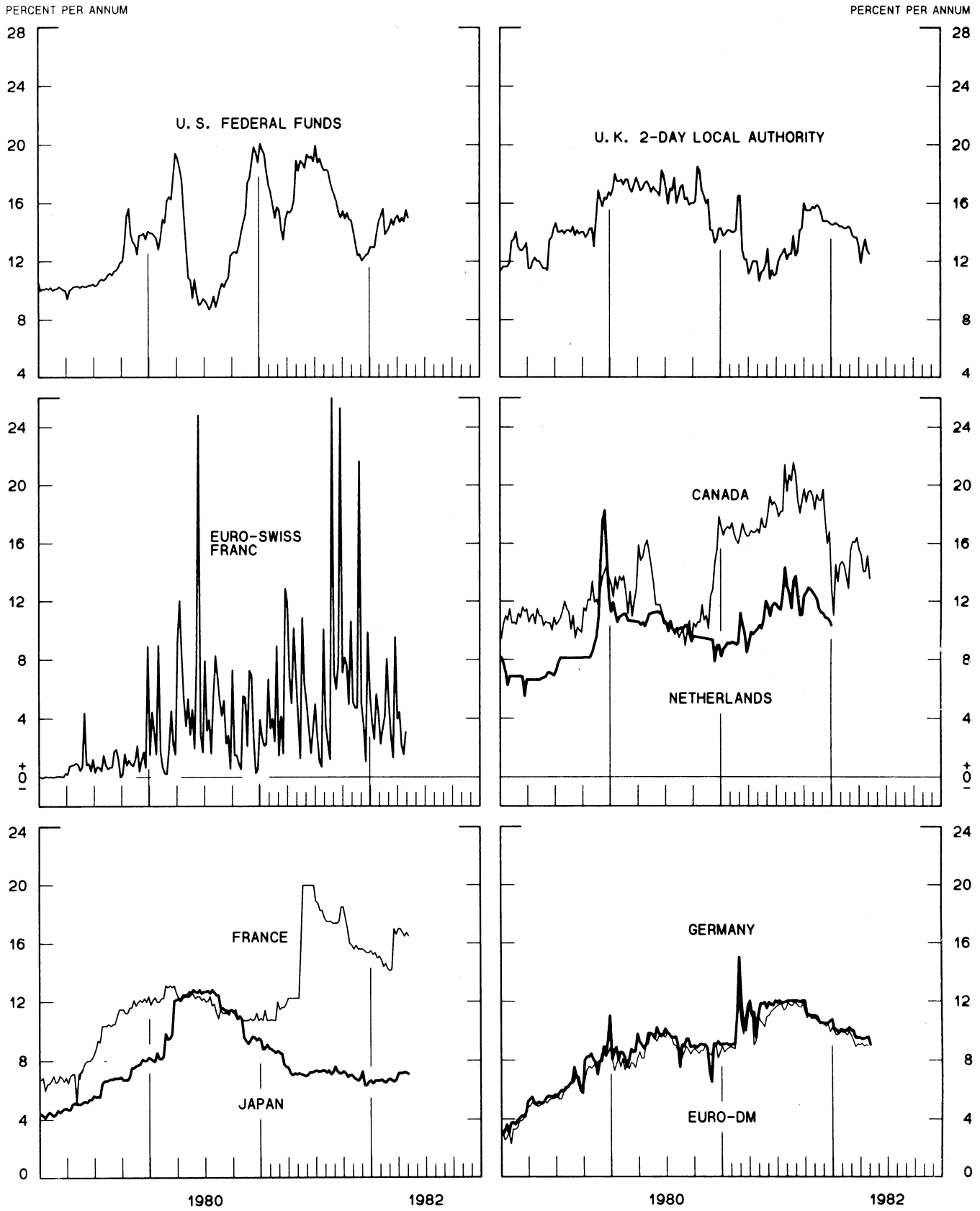
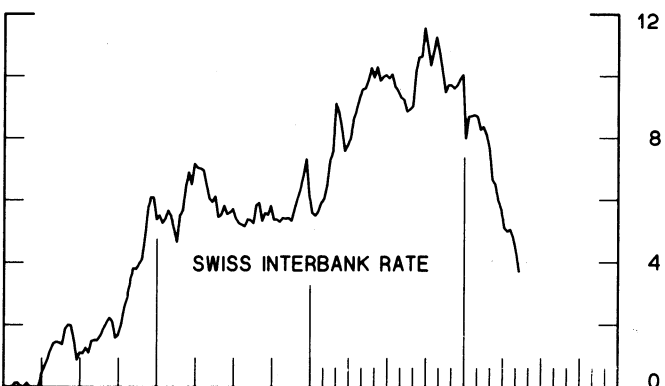
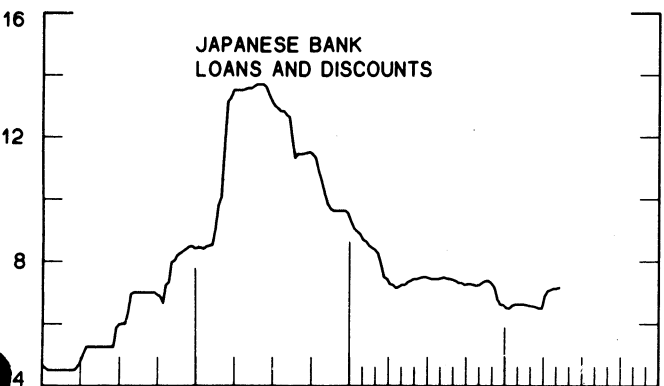
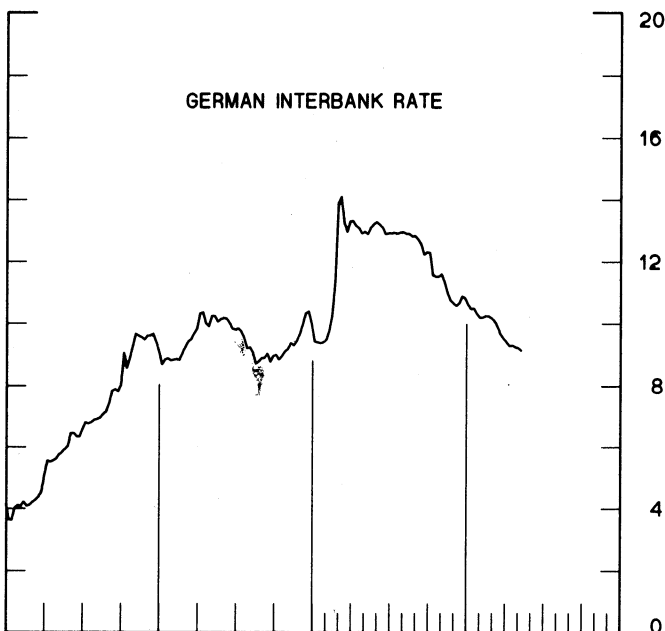
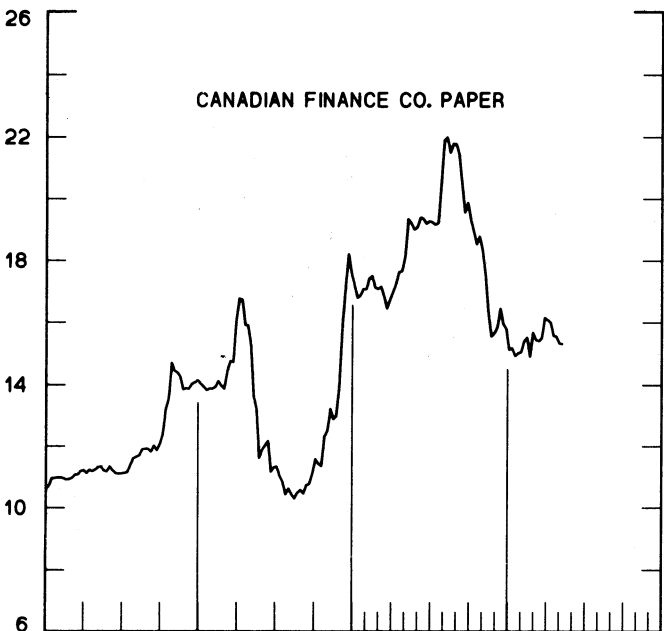
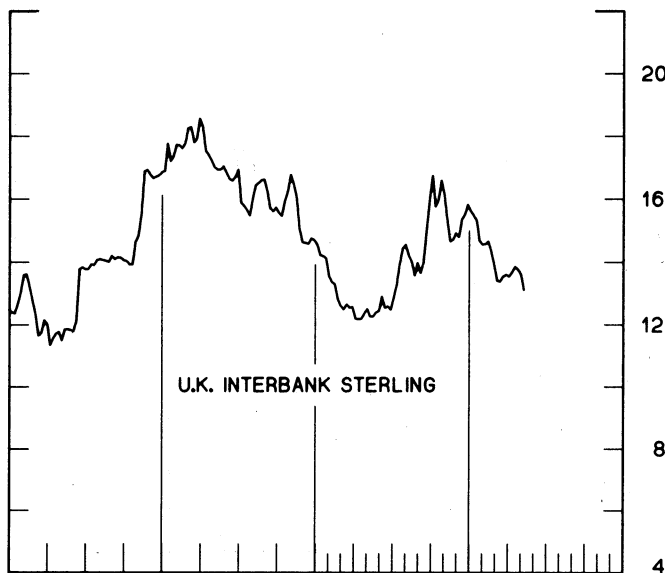
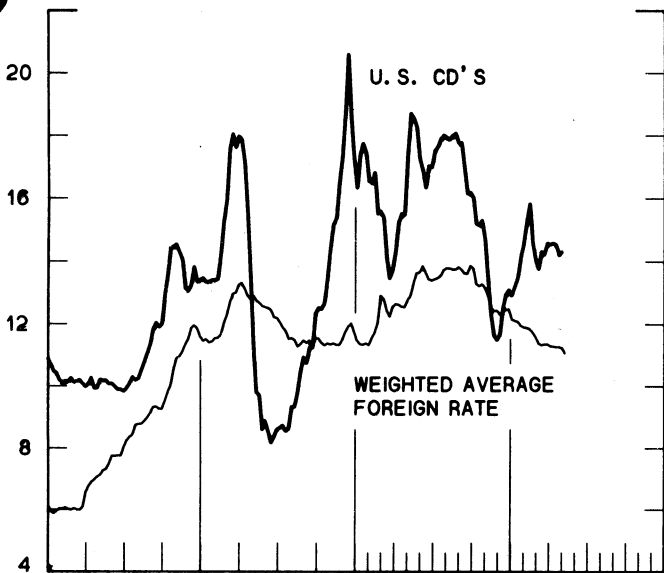


CHART 5
3-MONTH INTEREST RATES
 WEEKLY SERIES

PERCENT PER ANNUM

PERCENT PER ANNUM



1980

1982

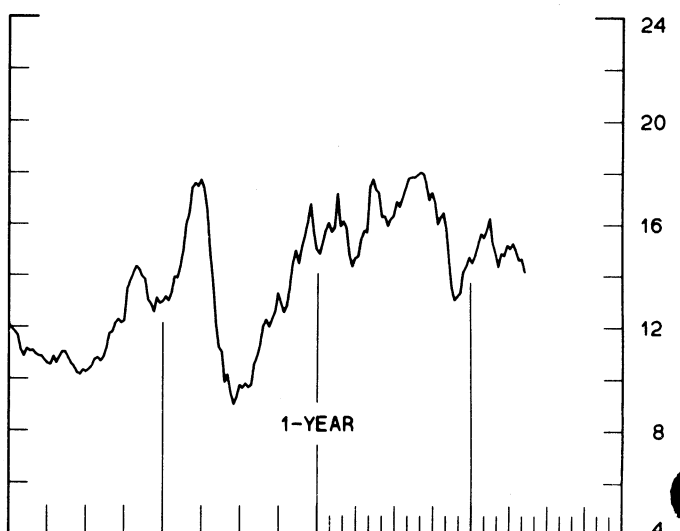
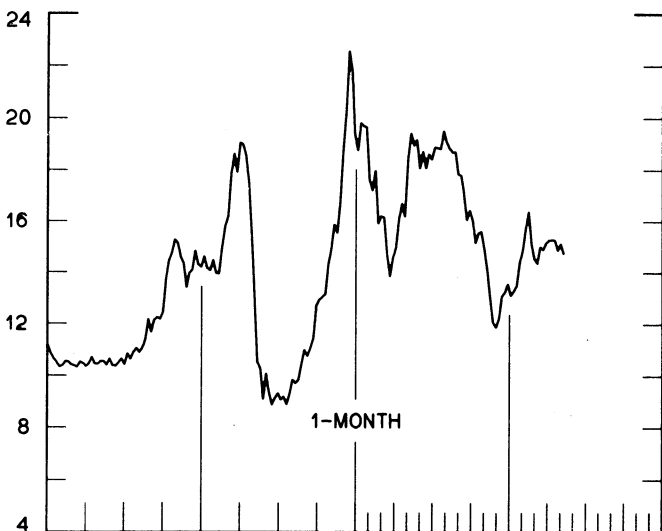
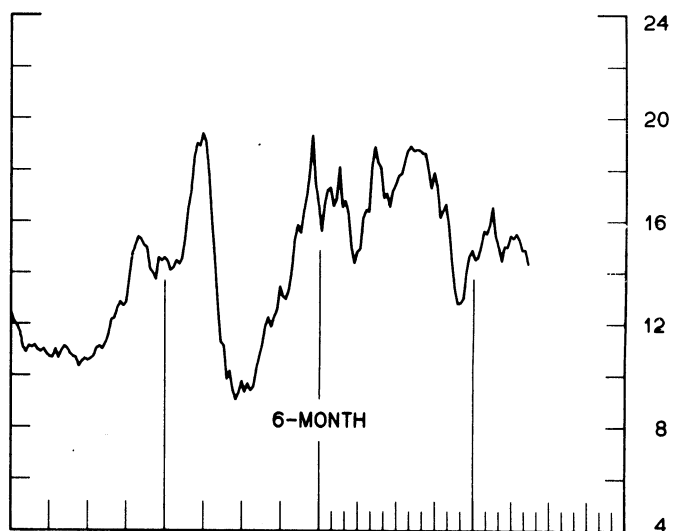
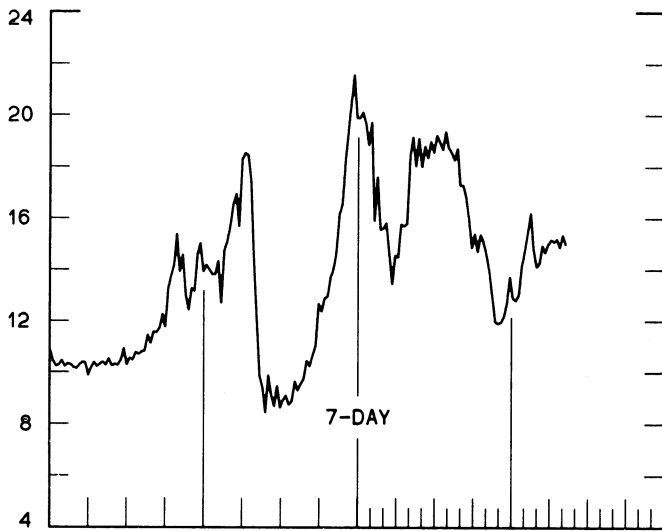
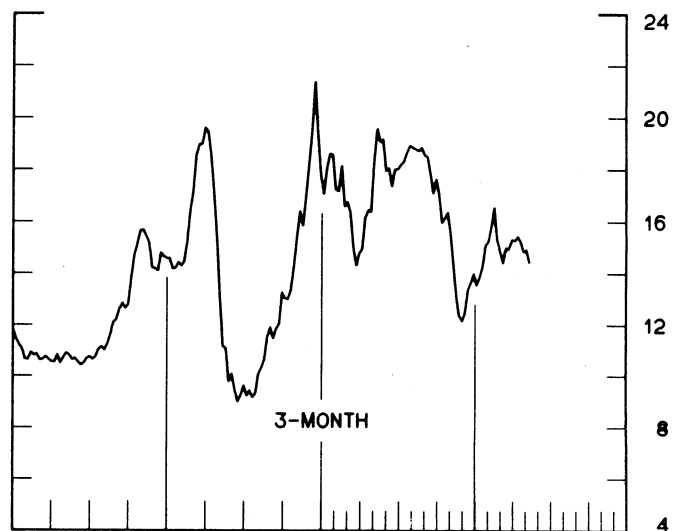
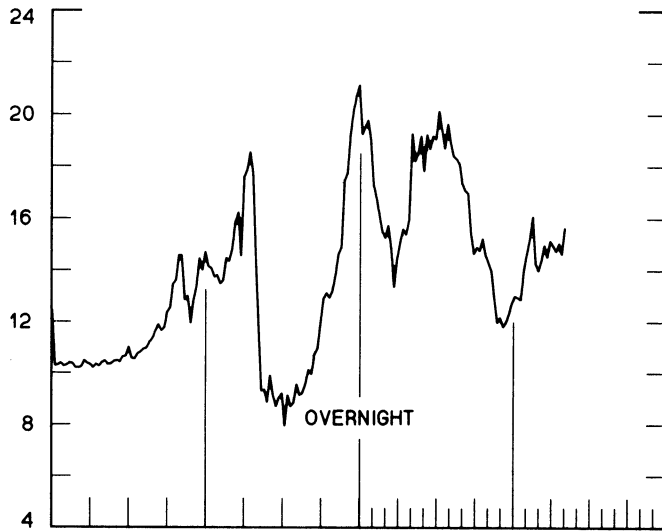
1980

1982

CHART 6
EURO-DOLLAR DEPOSIT RATES LONDON
 AVERAGES FOR WEEK ENDING WEDNESDAY

PERCENT PER ANNUM

PERCENT PER ANNUM



1980

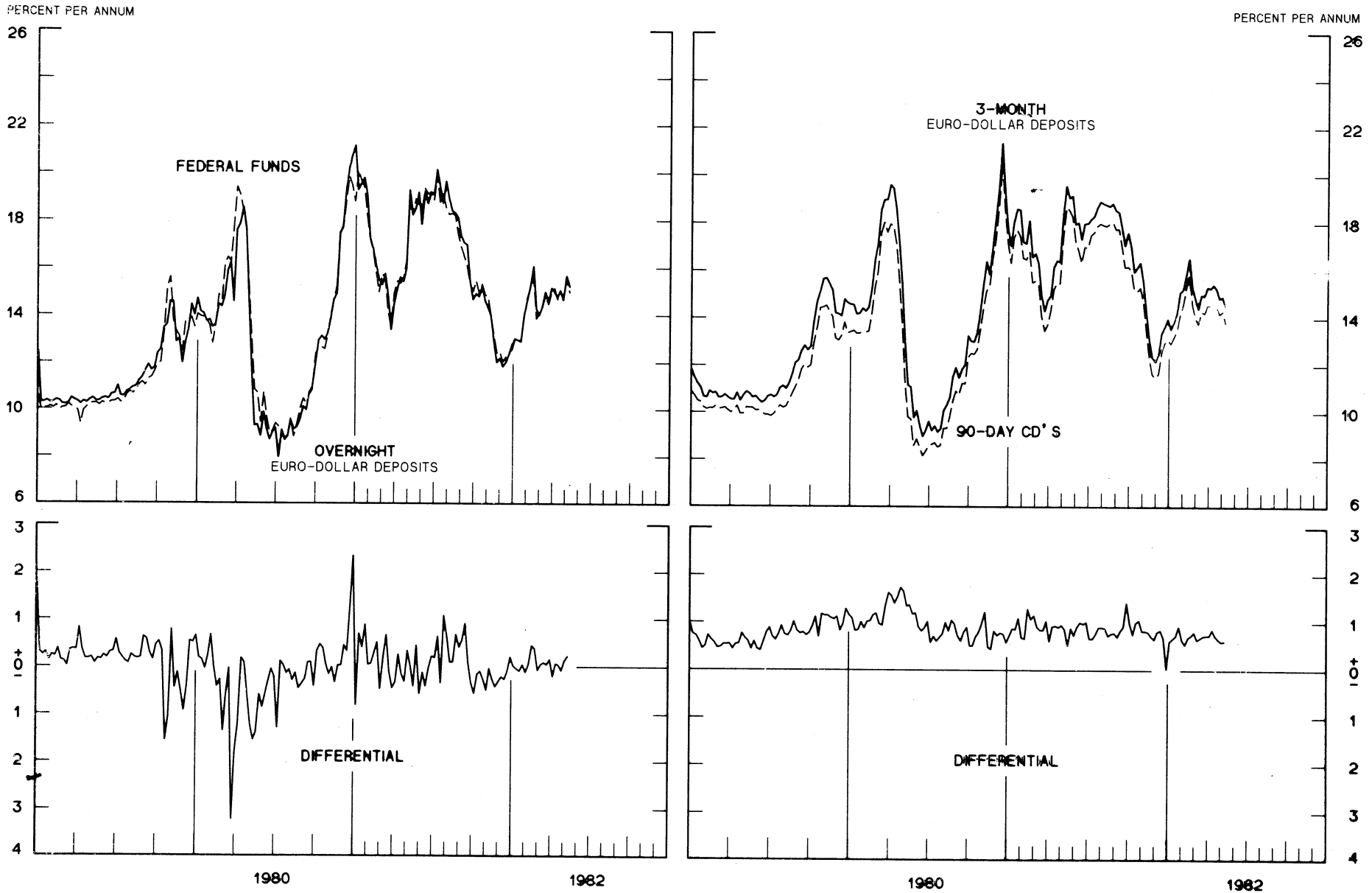
1982

1980

1982

CHART 7
SELECTED EURO-DOLLAR AND U. S. MONEY MARKET RATES

DIFFERENTIAL: PLUS(+), FAVORS BORROWING IN U. S.
 AVERAGES FOR WEEK ENDING WEDNESDAY

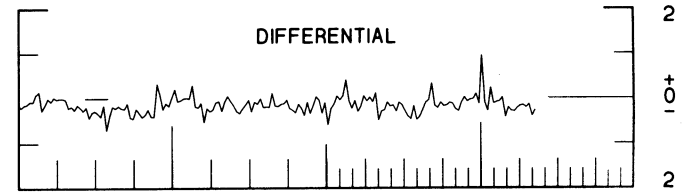
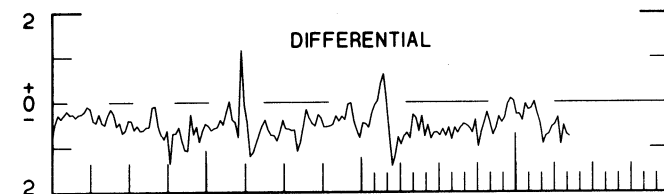
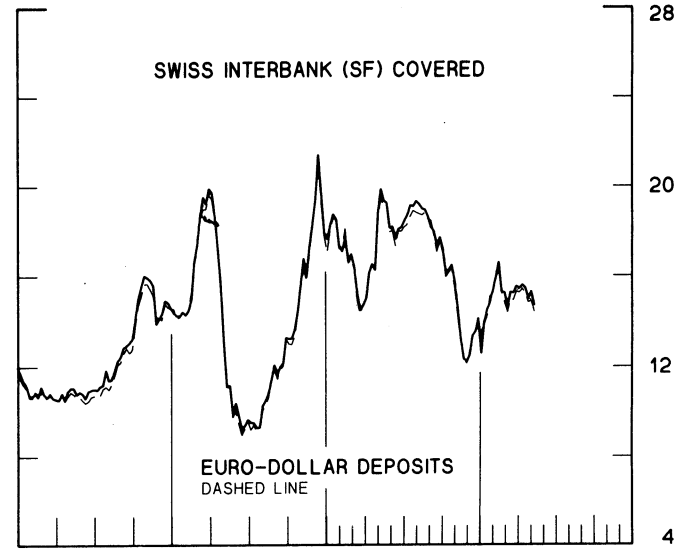
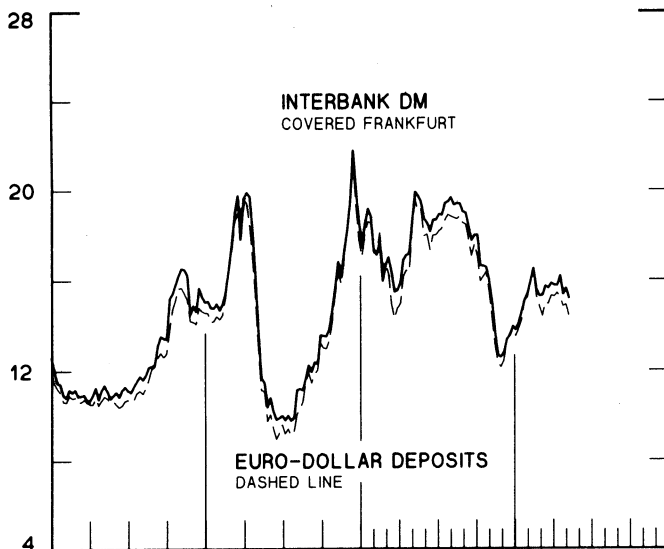
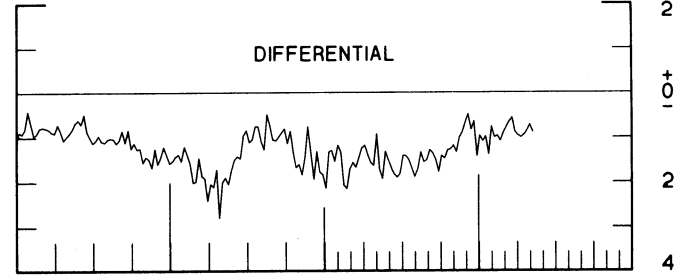
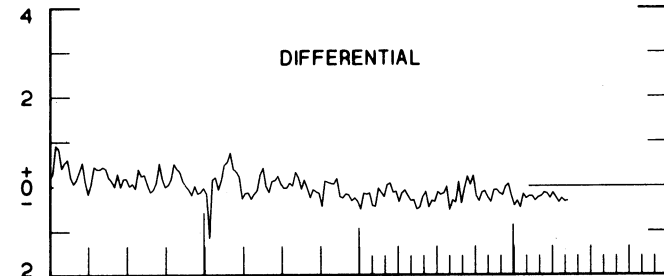
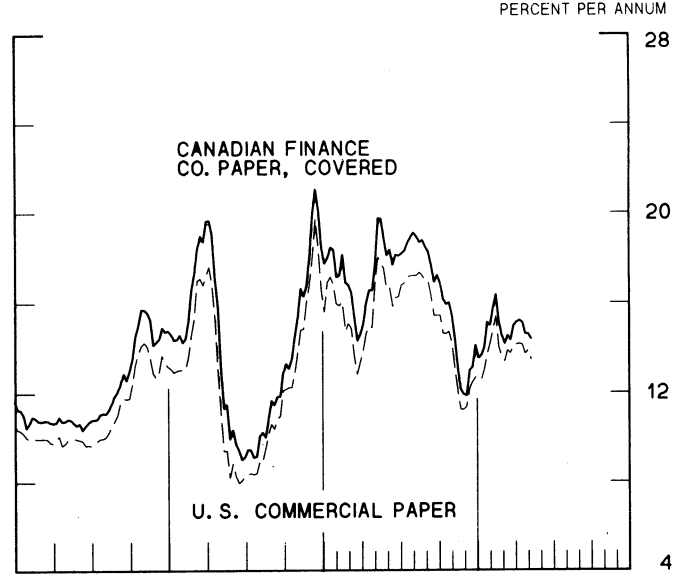
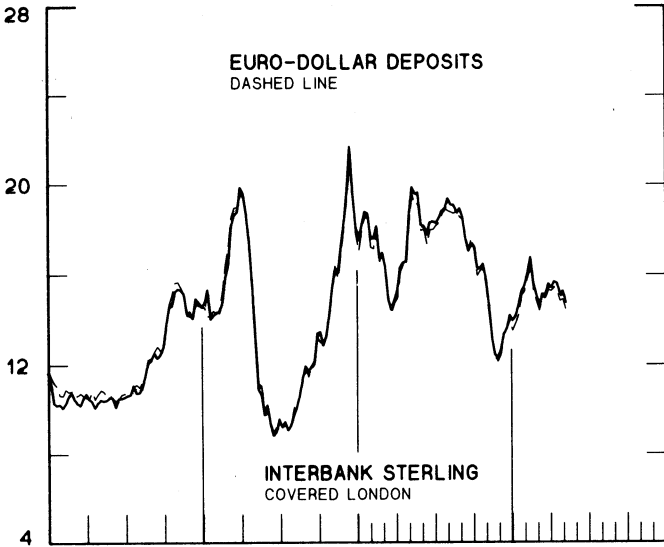


1 PERCENT ON DIFFERENTIAL SCALE = 2 PERCENT ON RATE SCALE

INTEREST ARBITRAGE: 3-MONTH FUNDS

DIFFERENTIAL: PLUS(+), INDICATES FAVOR DOLLAR ASSETS
AVERAGES FOR WEEK ENDING WEDNESDAY

PERCENT PER ANNUM



1980

1982

1980

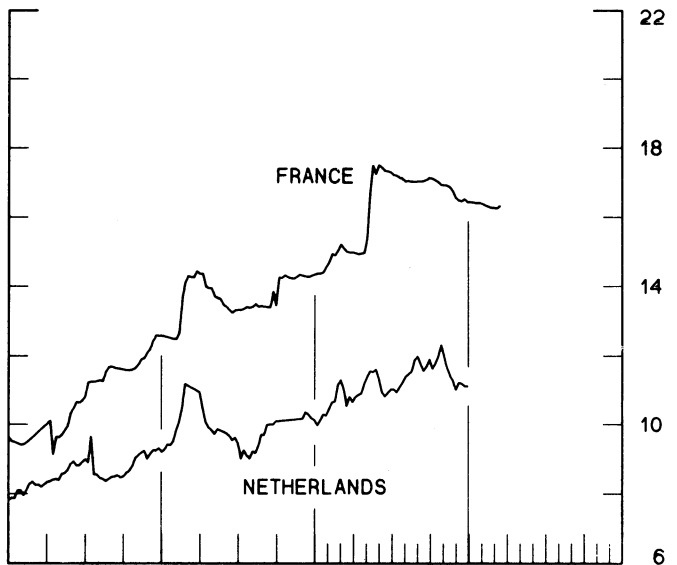
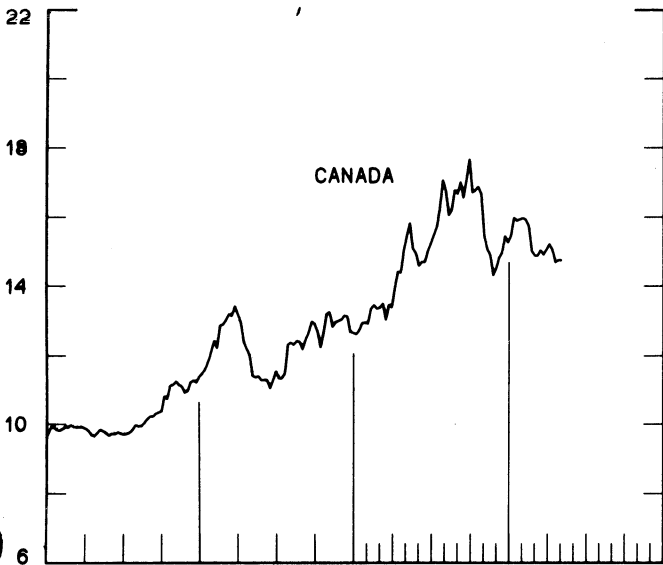
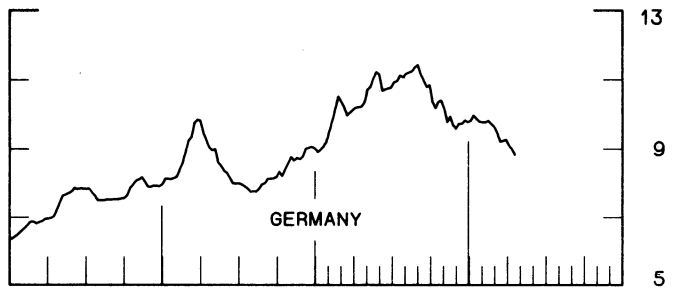
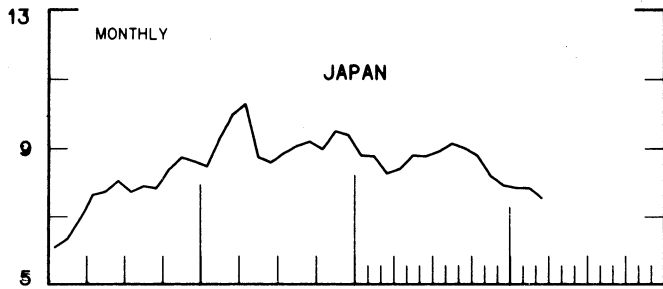
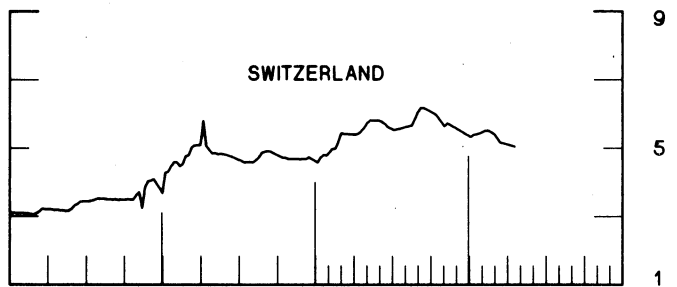
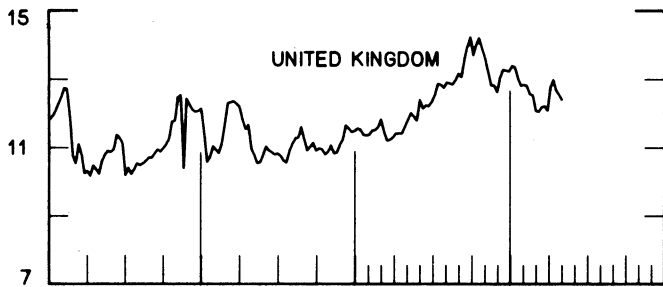
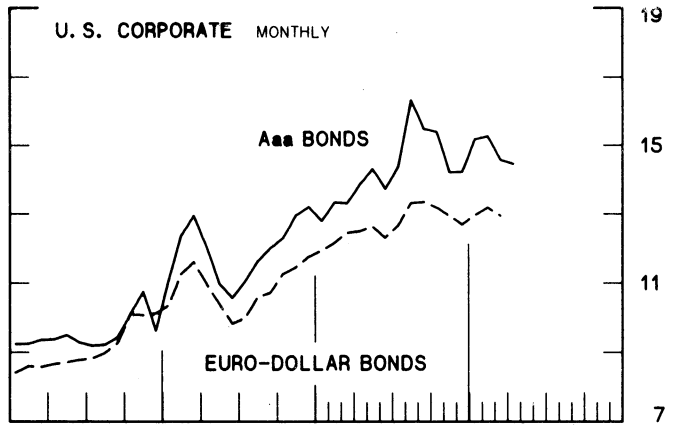
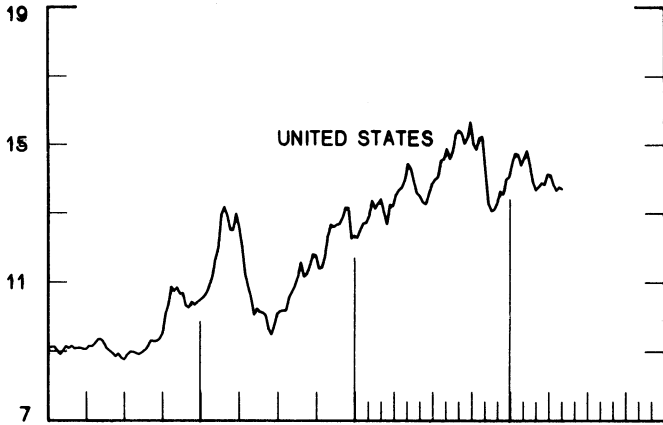
1982

1 PERCENT ON DIFFERENTIAL SCALE = 2 PERCENT ON RATE SCALE

CHART 9
LONG-TERM GOVERNMENT BOND YIELDS
 WEEKLY SERIES

PERCENT PER ANNUM

PERCENT PER ANNUM



1980

1982

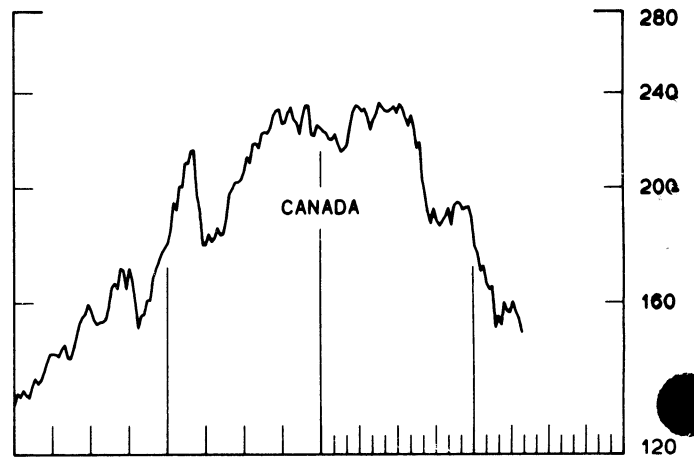
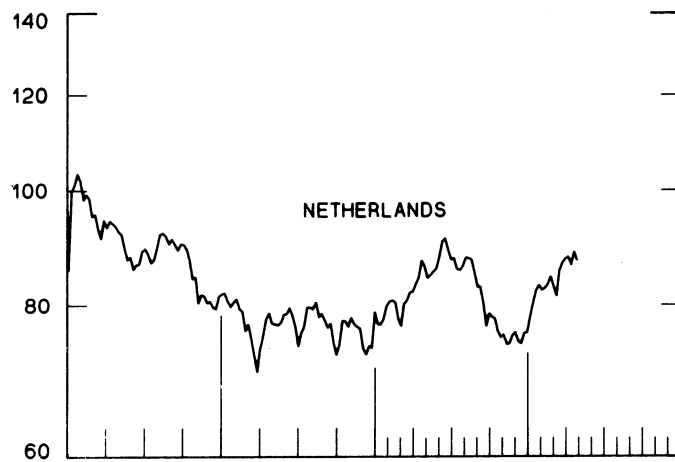
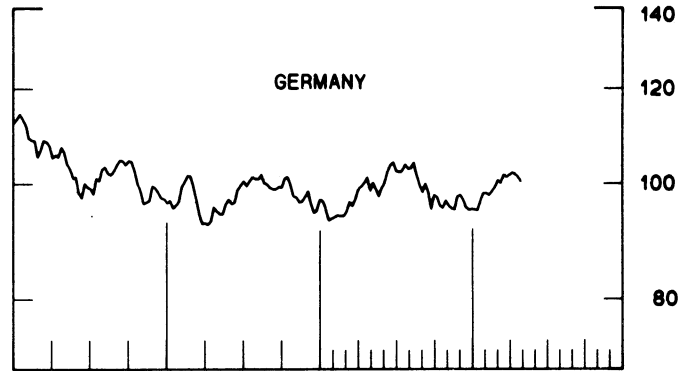
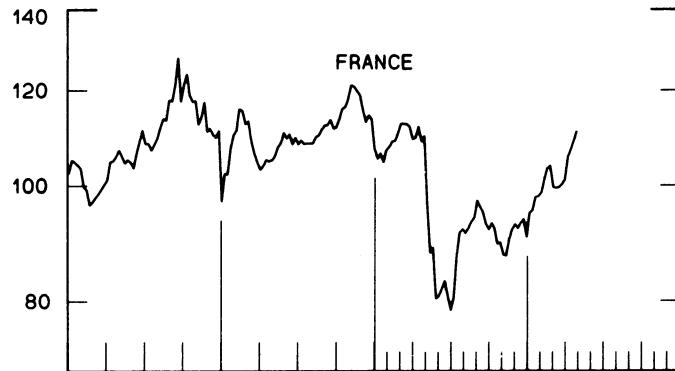
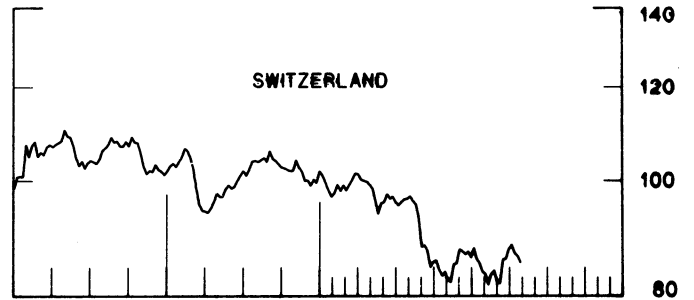
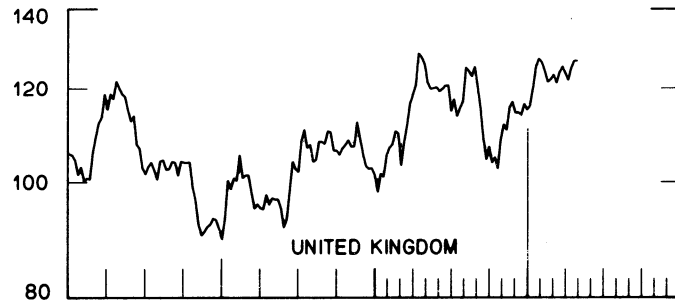
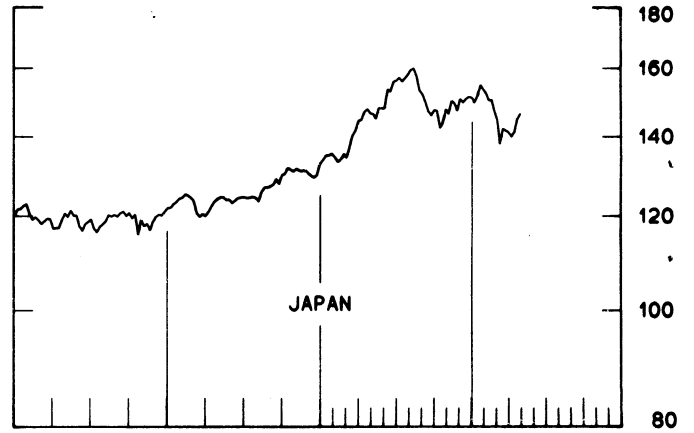
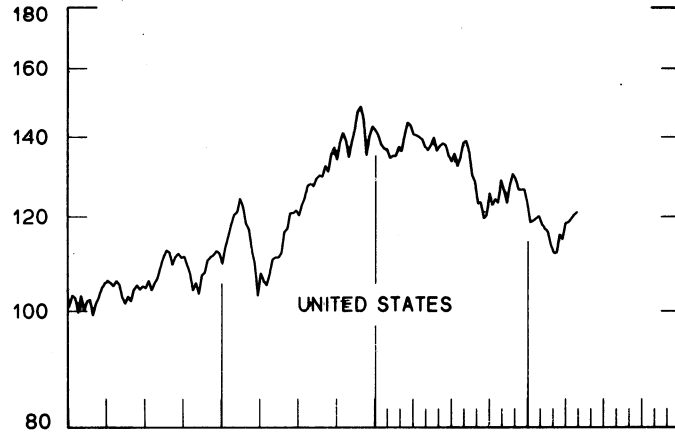
1980

1982

CHART 10
INDUSTRIAL STOCK INDICES
 WEEKLY SERIES

RATIO SCALE
 1969=100

RATIO SCALE
 1969=100



1980

1982

1980

1982

SERIES NAME

LAST VALUE PLOTTED
DATE VALUE

CHART 1. SPOT EXCHANGE RATES AND INDICES

WEEKLY AVERAGES, NOON BUYING RATES (U.S. CENTS)

GERMAN MARK	MAY 12	43.67
JAPANESE YEN	MAY 12	0.42866
DUTCH GUILDER	MAY 12	39.26
U.K. POUND	MAY 12	183.06
CANADIAN DOLLAR	MAY 12	81.41
FRENCH FRANC	MAY 12	16.74
SWISS FRANC	MAY 12	52.59
BELGIAN FRANC	MAY 12	2.31026
ITALIAN LIRA	MAY 12	0.07856

INDICES, MARCH 1973 BASE RATES = 100

GERMAN MARK	MAY 12	122.84
JAPANESE YEN	MAY 12	112.24
DUTCH GUILDER	MAY 12	112.71
U.K. POUND	MAY 12	74.04
CANADIAN DOLLAR	MAY 12	81.14
FRENCH FRANC	MAY 12	75.42
SWISS FRANC	MAY 12	168.55
BELGIAN FRANC	MAY 12	91.04
ITALIAN LIRA	MAY 12	44.63

WEIGHTED AVERAGE EXCHANGE VALUE INDICES, MAR 1973 = 100
(G-10 COUNTRIES PLUS SWITZERLAND)

U.S. DOLLAR	MAY 12	109.92
GERMAN MARK	MAY 12	139.81
JAPANESE YEN	MAY 12	123.69
DUTCH GUILDER	MAY 12	123.06
U.K. POUND	MAY 12	77.91
CANADIAN DOLLAR	MAY 12	86.50
FRENCH FRANC	MAY 12	79.33
SWISS FRANC	MAY 12	184.72
BELGIAN FRANC	MAY 12	97.97
ITALIAN LIRA	MAY 12	45.45
SWEDISH KRONA	MAY 12	82.60

CHART 2. 3-MONTH FORWARD EXCHANGE RATES, PREMIUM OR DISCOUNT

CANADIAN DOLLAR	MAY 12	-0.88
U.K. POUND	MAY 12	1.60
GERMAN MARK	MAY 12	5.91
FRENCH FRANC	MAY 12	-7.36
SWISS FRANC	MAY 12	10.90
DUTCH GUILDER	MAY 12	5.95
JAPANESE YEN	MAY 12	7.56
ITALIAN LIRA	MAY 12	-9.43

LAST VALUE PLOTTED
DATE VALUE

SERIES NAME

CHART 3. GOLD PRICE IN LONDON, AFTERNOON FIXING

U.S. DOLLARS PER FINE OUNCE MAY 12 332.40

CHART 4. CALL MONEY RATES

U.S. FEDERAL FUNDS	MAY 1 ⁶	14.97
OVERNIGHT EURO-DOLLAR DEPOSITS	MAY 12	15.20
U.K. 2-DAY LOCAL AUTHORITY DEPOSITS	MAY 7	12.50
CANADA	MAY 7	13.55
GERMANY	MAY 7	9.00
EURO-DM	APRIL 30	8.98
JAPAN	MAY 7	7.06
FRANCE	MAY 7	16.50
NETHERLANDS	JAN. 1	10.30
EURO-SWISS FRANC	APRIL 30	3.08

CHART 5. 3-MONTH INTEREST RATES

U.S. 90-DAY CD'S, SECONDARY MARKET	MAY 12	13.82
GERMAN INTERBANK LOAN	MAY 12	9.13
JAPANESE BANK LOANS & DISCOUNTS	MAY 12	7.16
CANADIAN FINANCE PAPER	MAY 12	15.31
INTERBANK STERLING	MAY 12	13.10
SWISS INTERBANK LOAN	MAY 12	3.70
WEIGHTED AVERAGE FOREIGN INTEREST RATE (G-10 COUNTRIES PLUS SWITZERLAND)	MAY 12	11.07

CHART 6. EURO-DOLLAR DEPOSIT RATES: LONDON

OVERNIGHT	MAY 12	15.20
7-DAY	MAY 12	14.97
1-MONTH	MAY 12	14.73
3-MONTH	MAY 12	14.43
6-MONTH	MAY 12	14.33
1-YEAR	MAY 12	14.13

CHART 7. SELECTED EURO-DOLLAR AND U.S. MONEY MARKET RATES

OVERNIGHT EURO-DOLLAR DEPOSITS	MAY 12	15.20
U.S. FEDERAL FUNDS	MAY 12	14.97
DIFFERENTIAL ADJ. FOR RESERVE REQUIREMENTS	MAY 12	0.23
3-MONTH EURO-DOLLAR DEPOSIT RATE	MAY 12	14.43
U.S. 90-DAY CD'S, SECONDARY MARKET	MAY 12	13.82
DIFFERENTIAL	MAY 12	0.61

LAST VALUE PLOTTED
DATE VALUE

SERIES NAME

CHART 8. INTEREST ARBITRAGE, 3-MONTH FUNDS

EURO-DOLLAR DEPOSIT	MAY 12	14.43
INTERBANK STERLING (LONDON), COVERED	MAY 12	14.75
DIFFERENTIAL	MAY 12	-0.32
U.S. COMMERCIAL PAPER	MAY 12	13.51
CANADIAN FINANCE PAPER, COVERED	MAY 12	14.39
DIFFERENTIAL	MAY 12	-0.88
EURO-DOLLAR DEPOSIT	MAY 12	14.43
INTERBANK DM (FRANKFURT), COVERED	MAY 12	15.17
DIFFERENTIAL	MAY 12	-0.75
EURO-DOLLAR DEPOSIT	MAY 12	14.43
SWISS INTERBANK, COVERED	MAY 12	14.70
DIFFERENTIAL	MAY 12	-0.27

CHART 9. LONG TERM GOVERNMENT BOND YIELDS

UNITED STATES	MAY 7	13.73
GERMANY	APRIL 23	8.82
JAPAN (MONTHLY)	MARCH	7.56
SWITZERLAND	APRIL 23	5.05
CANADA	MAY 7	14.75
FRANCE	MARCH 19	16.33
NETHERLANDS	JAN. 1	11.12
UNITED KINGDOM	MAY 7	12.41

U.S. CORPORATE

AAA BONDS	APRIL	14.46
EURO-DOLLAR BONDS	MARCH	12.96

CHART 10. STOCK INDICES

UNITED STATES	MAY 5	120.96
UNITED KINGDOM	MAY 5	126.50
CANADA	MAY 5	151.19
GERMANY	MAY 5	100.43
SWITZERLAND	MAY 5	85.32
NETHERLANDS	MAY 5	87.20
FRANCE	MAY 5	110.89
JAPAN	MAY 5	146.27

FEDERAL RESERVE statistical release



H. 10 (512)

FOREIGN EXCHANGE RATES

MAY 14, 1982

FOR THE WEEK ENDING MAY 14, 1982

The Board of Governors of the Federal Reserve System is advised that the Federal Reserve Bank of New York has certified for customs purposes the following noon buying rate in New York City for cable transfers payable in foreign currencies:

COUNTRY	MONETARY UNIT	(CURRENCY UNITS PER DOLLAR)				
		MAY 10	MAY 11	MAY 12	MAY 13	MAY 14
ARGENTINA	PESO	14050.00	14050.00	14050.00	14050.00	14150.00
*AUSTRALIA	DOLLAR	106.60	106.63	106.50	106.18	106.16
AUSTRIA	SCHILLING	16.110	16.050	16.060	16.160	16.320
BELGIUM	FRANC	43.240	43.140	43.090	43.360	43.560
BRAZIL	CRUZEIRO	155.61	155.61	155.61	158.36	158.36
CANADA	DOLLAR	1.2254	1.2323	1.2396	1.2388	1.2275
CHILE	PESO	39.850	39.850	39.850	39.850	39.100
CHINA, P.R.	YUAN	1.7986	1.7986	1.7986	1.7986	1.8130
COLOMBIA	PESO	62.200	62.200	62.200	62.200	62.500
DENMARK	KRONE	7.7500	7.7500	7.7280	7.7800	7.8200
FINLAND	MARKKA	4.4610	4.4645	4.4540	4.4750	4.5030
FRANCE	FRANC	5.9590	5.9590	5.9550	5.9940	6.0300
GERMANY	D. MARK	2.2860	2.2820	2.2830	2.2930	2.3065
GREECE	DRACHMA	62.150	62.050	61.850	62.350	62.870
HONG KONG	DOLLAR	5.7710	5.7650	5.7570	5.7670	5.7670
INDIA	RUPEE	9.2200	9.2200	9.2100	9.2600	9.3000
INDONESIA	RUPIAH	653.50	653.50	653.50	653.50	654.00
IRAN	RIAL	NA	NA	NA	NA	NA
*IRELAND	POUND	151.30	151.50	151.75	150.70	150.20
ISRAEL	SHEKEL	20.810	20.880	20.860	20.950	21.120
ITALY	LIRA	1272.00	1268.00	1266.00	1276.00	1284.00
JAPAN	YEN	233.30	232.85	233.80	235.20	235.25
MALAYSIA	DOLLAR	2.2820	2.2860	2.2820	2.2960	2.3010
MEXICO	PESO	46.6500	46.6800	46.7200	46.7700	47.0500
NETHERLANDS	GUILDER	2.5455	2.5400	2.5385	2.5515	2.5665
*NEW ZEALAND	DOLLAR	77.700	77.550	77.650	77.350	77.050
NORWAY	KRONE	5.9200	5.9125	5.9100	5.9400	5.9400
PERU	SOL	618.80	618.80	618.80	618.80	625.50
PHILIPPINES	PESO	8.4050	8.4050	8.4050	8.4050	8.4050
PORTUGAL	ESCUDO	69.900	70.050	69.600	70.300	70.650
SINGAPORE	DOLLAR	2.0810	2.0830	2.0810	2.0930	2.0940
*SOUTH AFRICA	RAND	95.10	95.05	94.98	94.25	94.08
SOUTH KOREA	WON	721.95	721.95	721.95	721.95	723.95
SPAIN	PESETA	102.050	101.730	101.580	102.190	102.980
SRI LANKA	RUPEE	20.450	20.450	20.450	20.450	20.150
SWEDEN	KRONA	5.7350	5.7350	5.7300	5.7550	5.7750
SWITZERLAND	FRANC	1.8985	1.9110	1.9280	1.9380	1.9460
THAILAND	BAHT	23.000	23.000	23.000	23.000	23.000
*UNITED KINGDOM	POUND	183.60	183.30	183.70	182.40	182.35
VENEZUELA	BOLIVAR	4.2995	4.2995	4.2995	4.2995	4.2985

* VALUE IN U.S. CENTS