

(516/517)

---

DATA FILE  
LIBRARY  
FEDERAL RESERVE BANK  
OF CHICAGO

LIBRARY  
MAY 7 1982  
FEDERAL RESERVE  
BANK OF CHICAGO

# Selected Interest & Exchange Rates

## Weekly Series of Charts

May 3, 1982

Prepared by the  
FINANCIAL MARKETS  
SECTION

DIVISION OF  
INTERNATIONAL FINANCE

BOARD OF GOVERNORS  
FEDERAL RESERVE SYSTEM  
Washington, D.C. 20551

---

# Table of Contents

## **TABLES**

1. LATEST FIGURES PLOTTED
2. DAILY CERTIFIED SPOT EXCHANGE RATES--  
H.10 RELEASE

## **CHARTS**

1. SPOT EXCHANGE RATE INDICES
2. 3-MONTH FORWARD EXCHANGE RATES
3. GOLD PRICE--LONDON
4. CALL MONEY RATES
5. 3-MONTH INTEREST RATES
6. EURO-DOLLAR DEPOSIT RATES
7. SELECTED EURO-DOLLAR AND U.S. MONEY MARKET RATES
8. INTEREST ARBITRAGE: 3-MONTH FUNDS
9. LONG-TERM GOVERNMENT BOND YIELDS
10. INDUSTRIAL STOCK INDICES

## **SUBSCRIPTION RATES:**

Weekly \$15.00 per year or \$.40 each in the United States, its possessions, Canada, and Mexico; 10 or more of the same issue to one address, \$13.50 per year or \$.35 each. Elsewhere, \$20.00 per year or \$.50 each. Address requests to Publications Services, Division of Administrative Services, and make payment remittance payable to the order of the Board of Governors of the Federal Reserve System in a form collectible at par in U.S. Currency.

# SPOT EXCHANGE INDICES

DOLLAR PRICES OF FOREIGN CURRENCIES AND WEIGHTED AVERAGE VALUES (THIN LINE)  
AVERAGES FOR WEEK ENDING WEDNESDAY

RATIO SCALE  
MARCH 1973=100

RATIO SCALE  
MARCH 1973=100

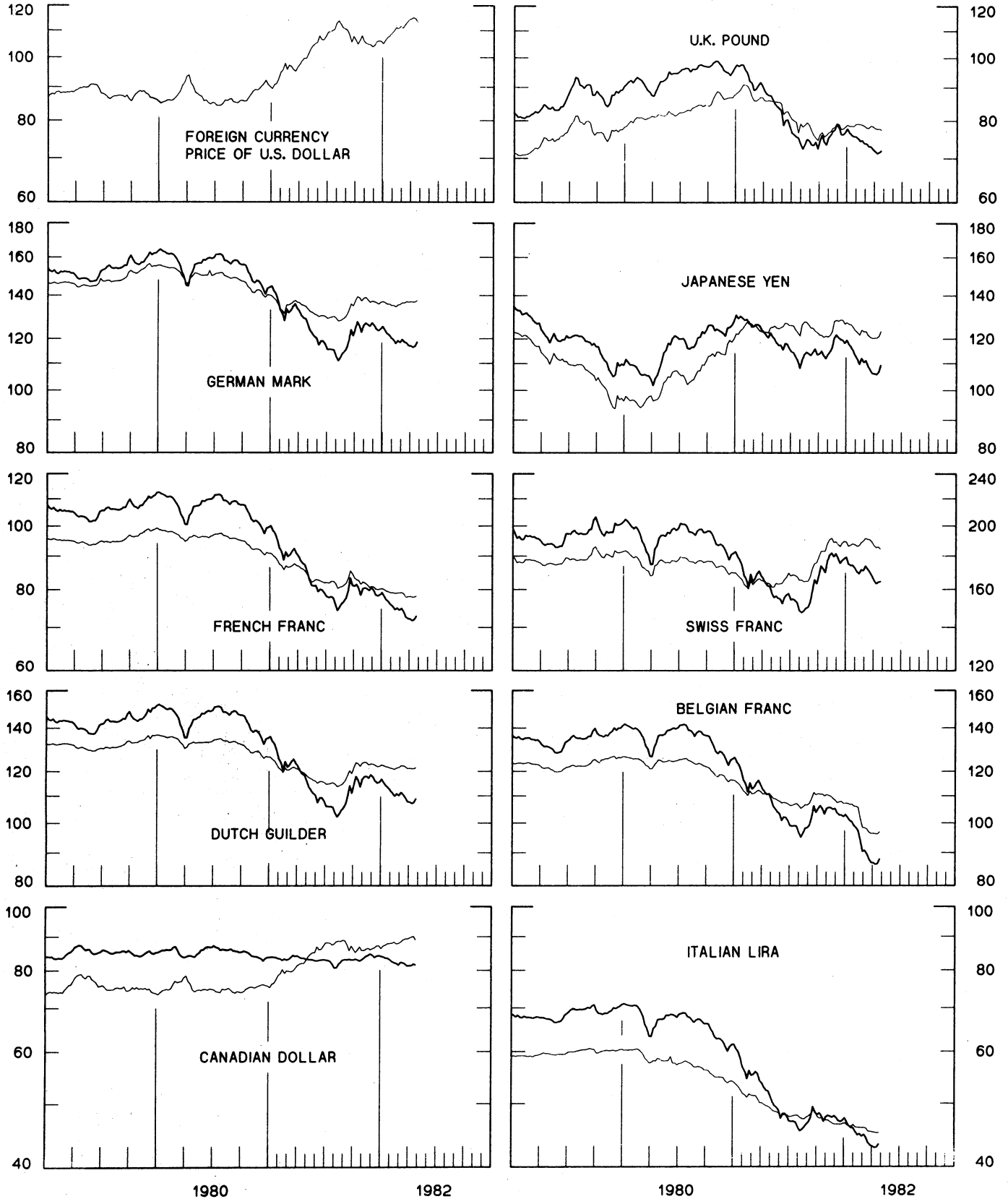


CHART 2

### 3-MONTH FORWARD EXCHANGE RATES

PREMIUM (+) OR (-)  
AVERAGES FOR WEEK ENDING WEDNESDAY

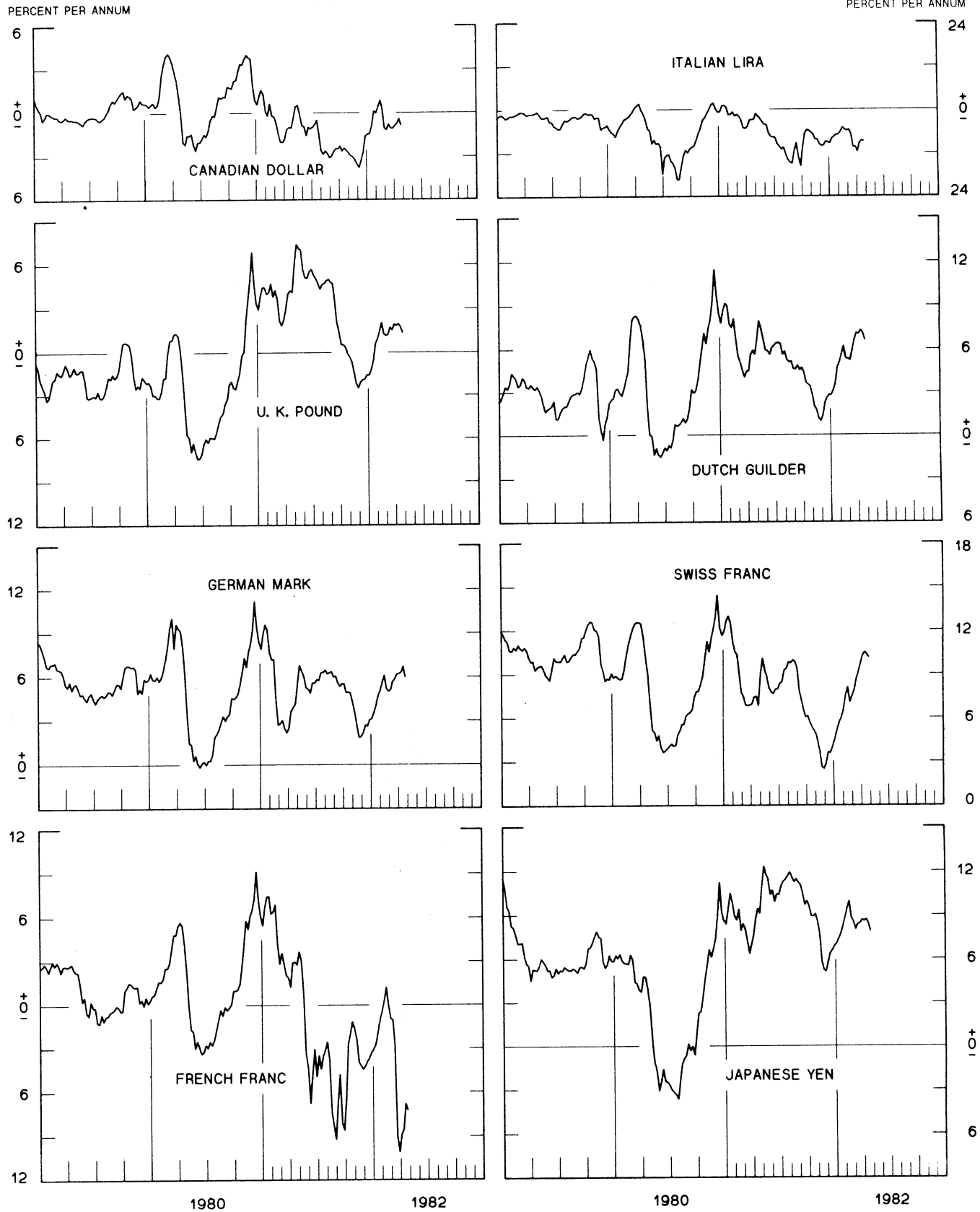


CHART 3  
PRICE OF GOLD IN LONDON  
AVERAGES FOR WEEK ENDING WEDNESDAY

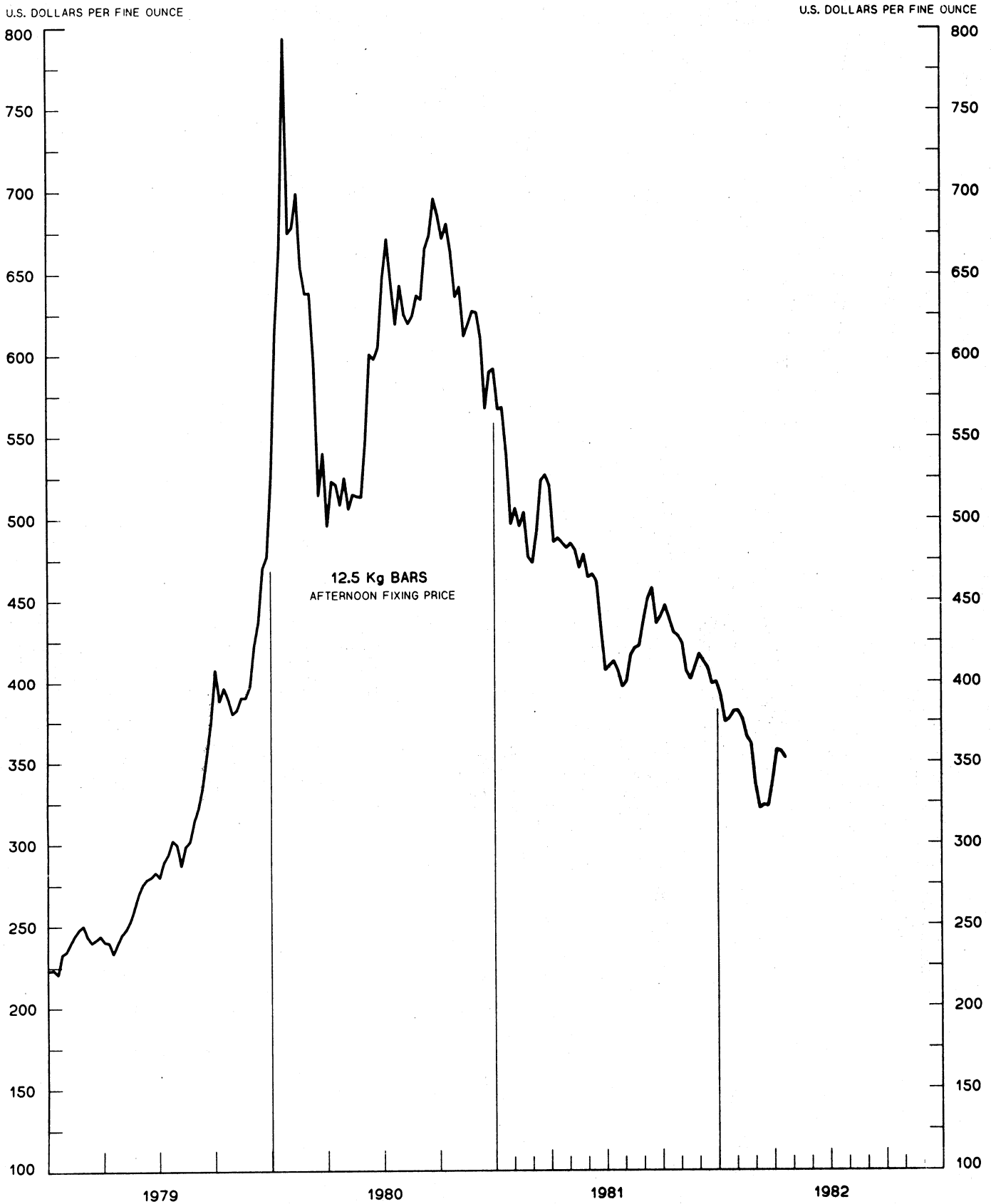


CHART 4  
**CALL MONEY RATES**  
 WEEKLY SERIES

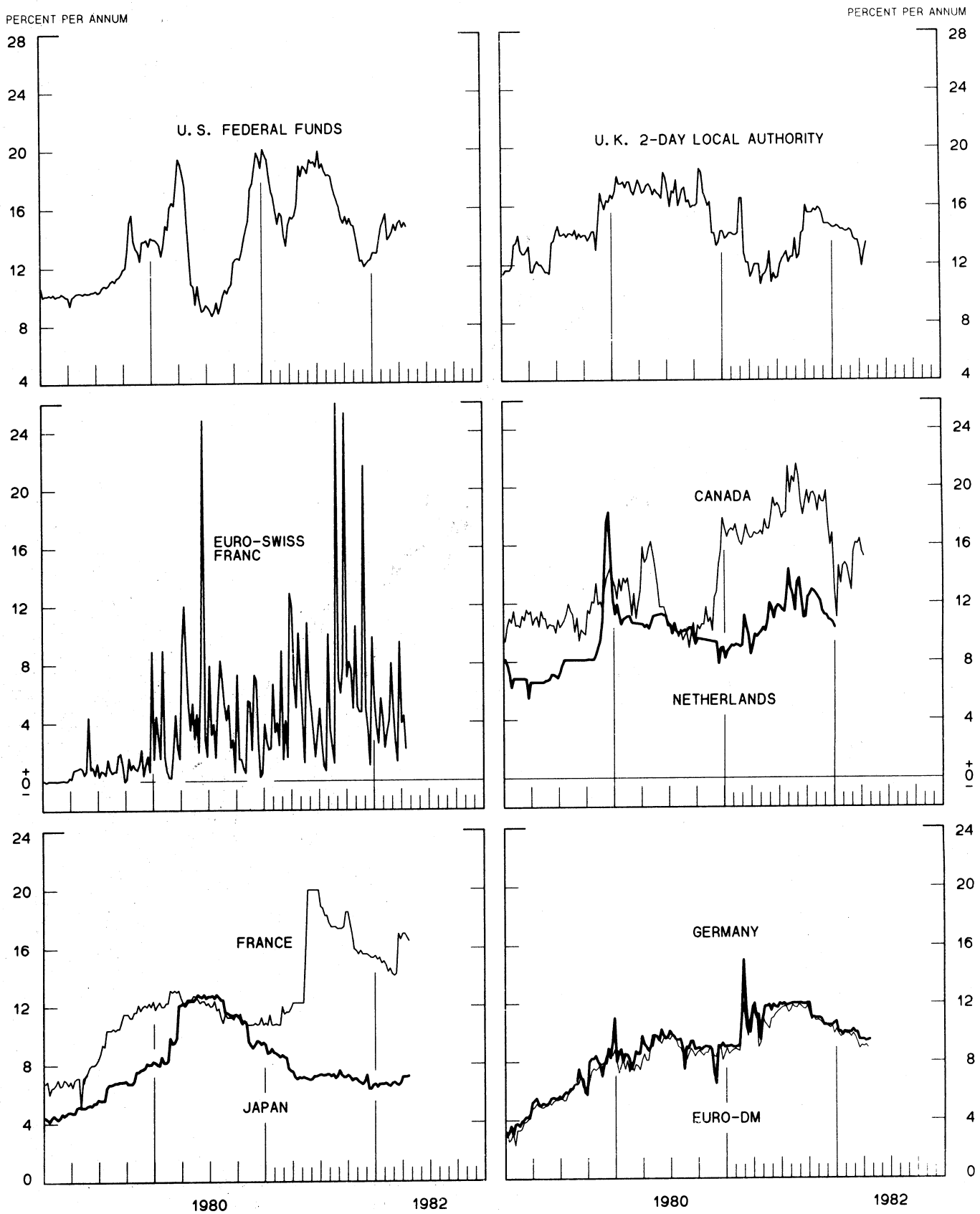
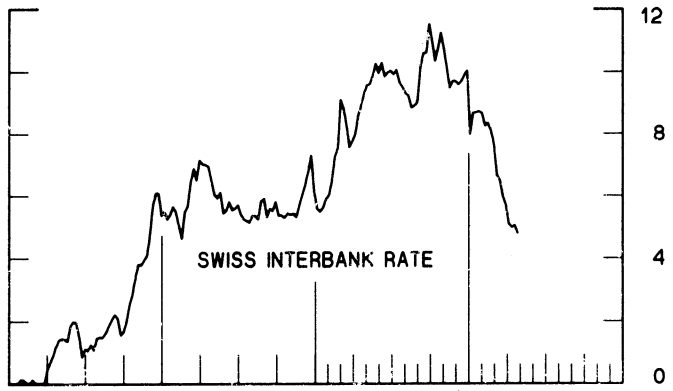
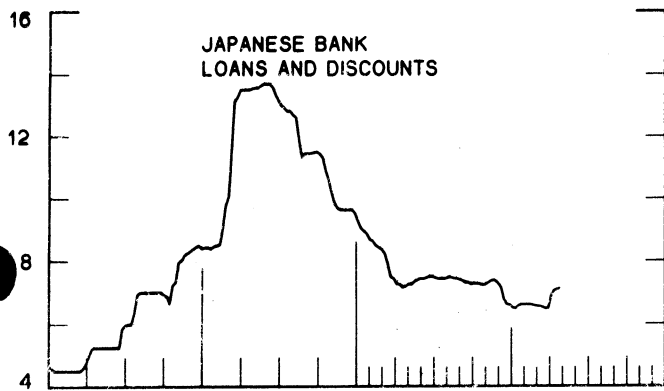
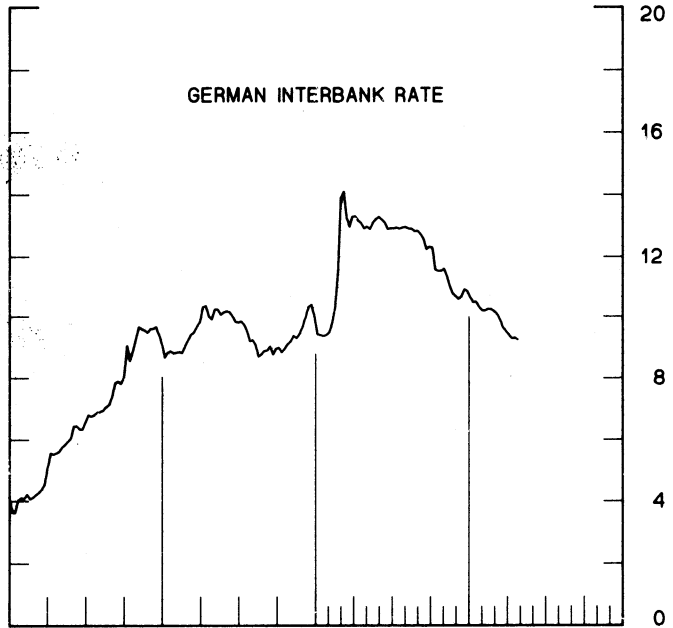
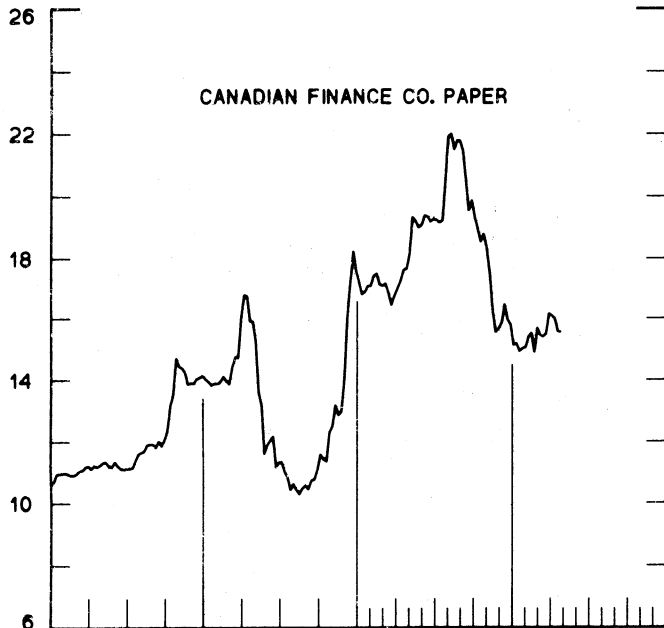
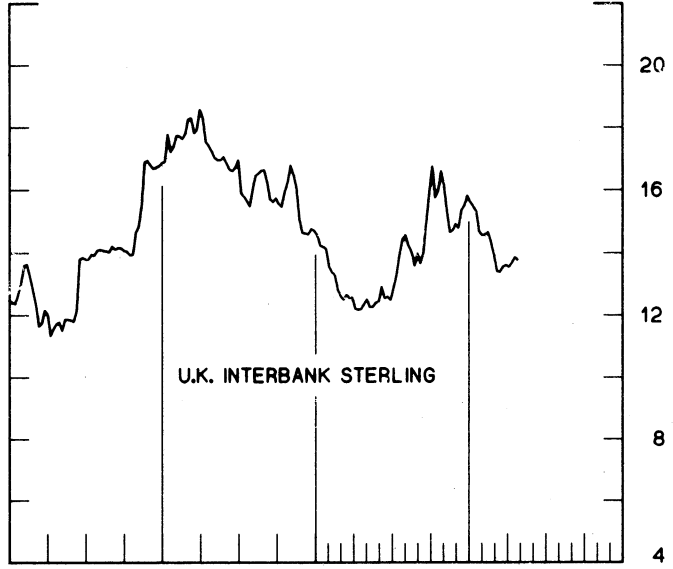
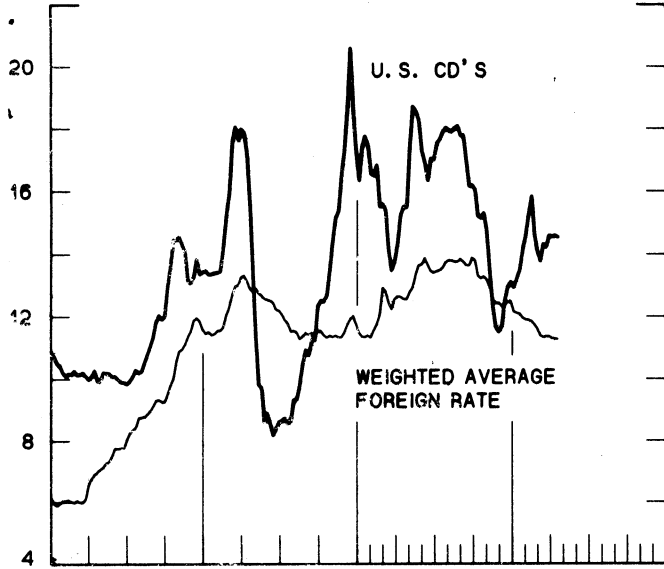


CHART 5  
**3-MONTH INTEREST RATES**  
 WEEKLY SERIES

PERCENT PER ANNUM

PERCENT PER ANNUM



1980

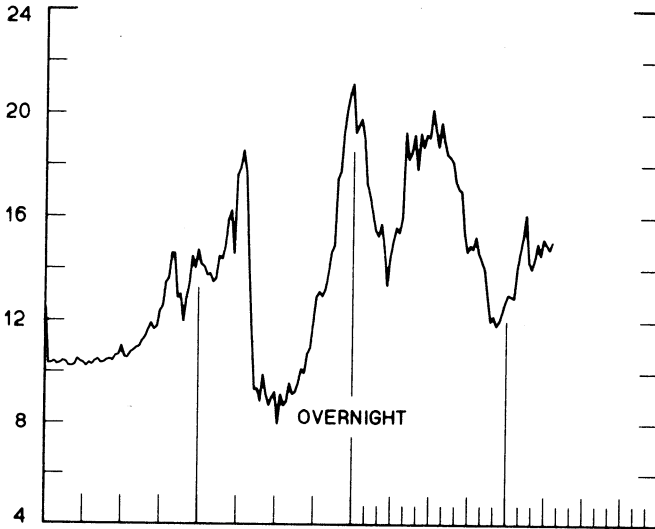
1982

1980

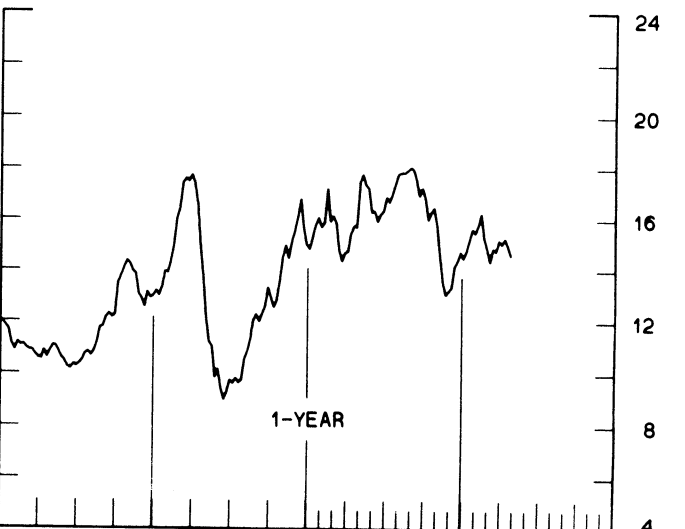
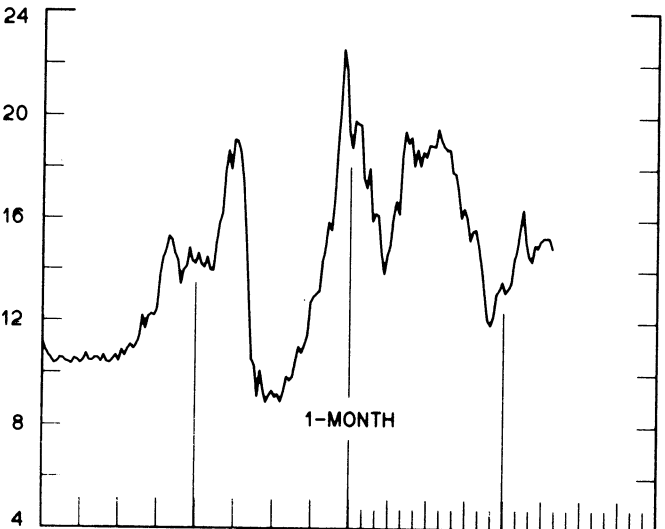
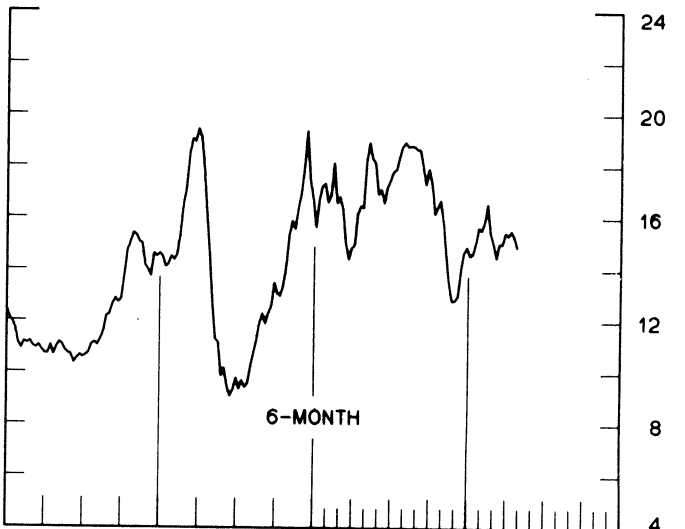
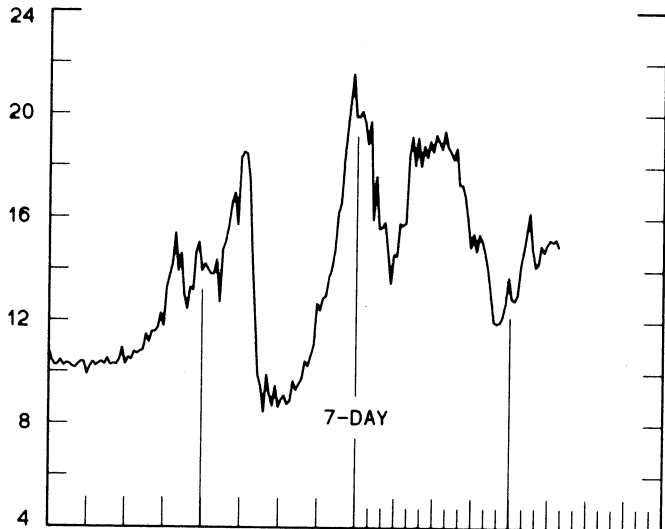
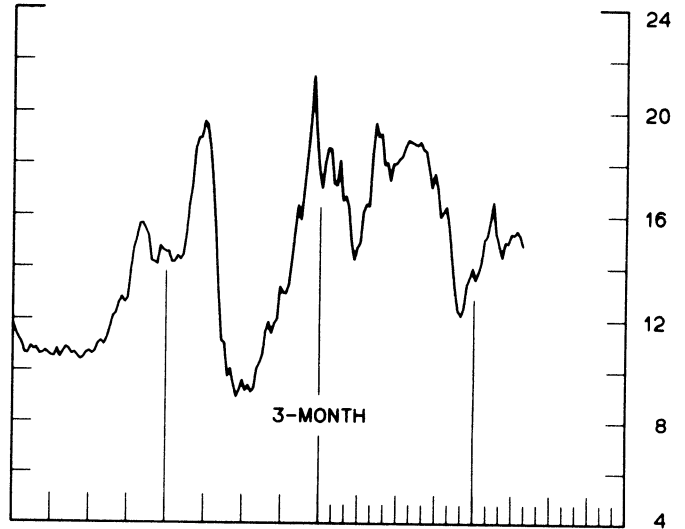
1982

CHART 6  
**EURO-DOLLAR DEPOSIT RATES LONDON**  
 AVERAGES FOR WEEK ENDING WEDNESDAY

PERCENT PER ANNUM



PERCENT PER ANNUM



1980

1982

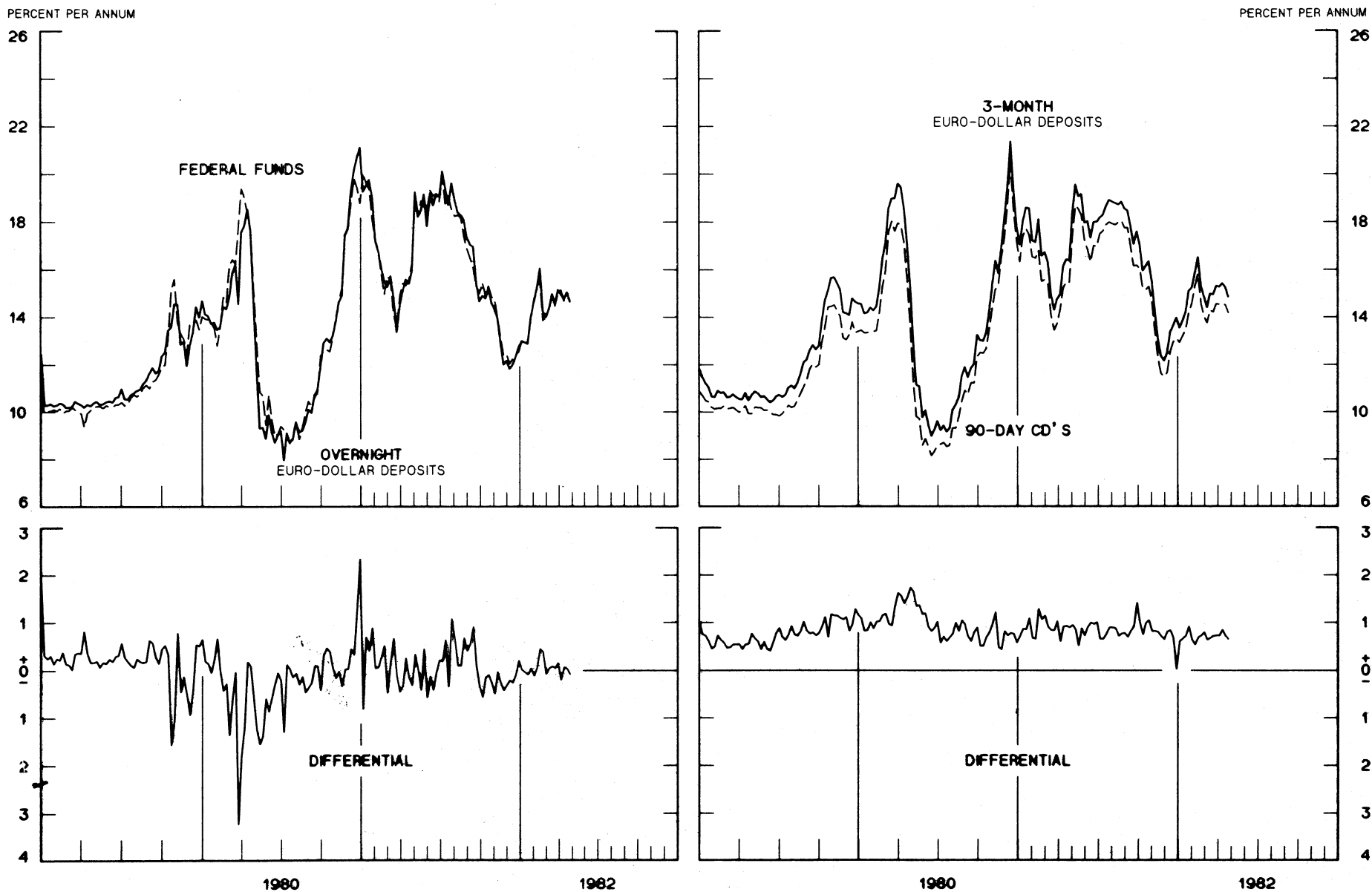
1980

1982



CHART 7  
**SELECTED EURO-DOLLAR AND U. S. MONEY MARKET RATES**

DIFFERENTIAL: PLUS(+), FAVORS BORROWING IN U. S.  
 AVERAGES FOR WEEK ENDING WEDNESDAY



1 PERCENT ON DIFFERENTIAL SCALE = 2 PERCENT ON RATE SCALE

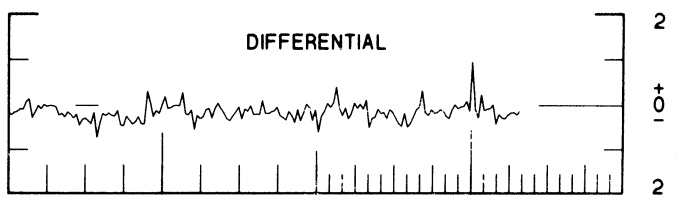
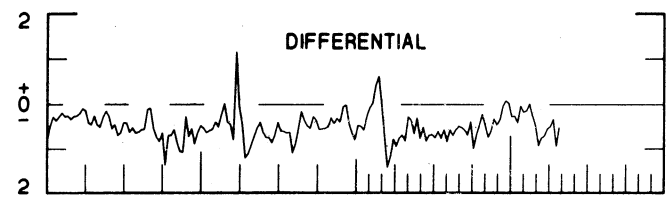
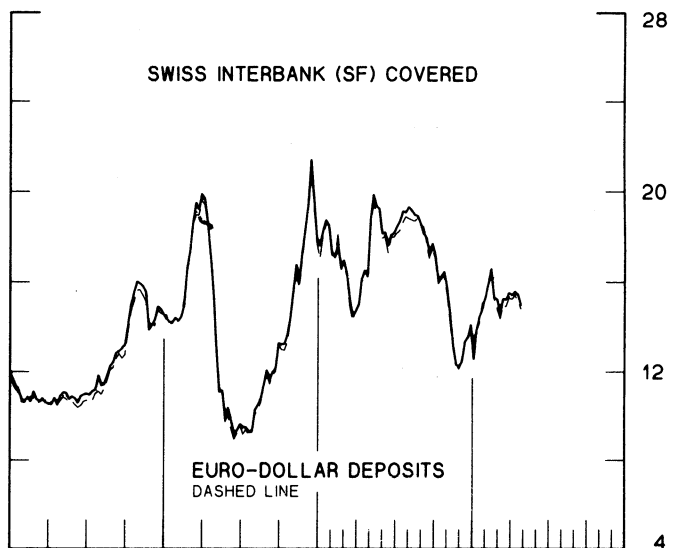
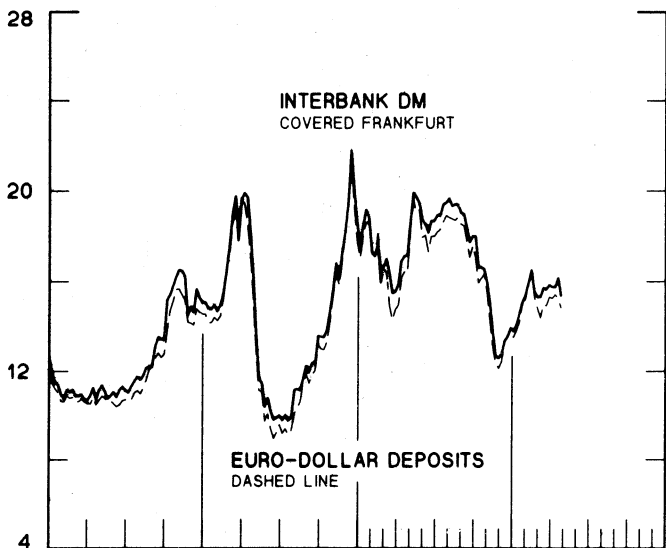
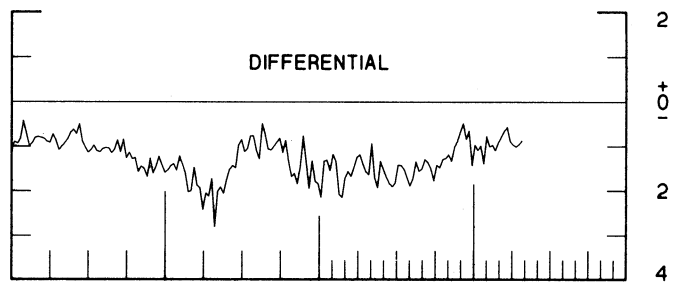
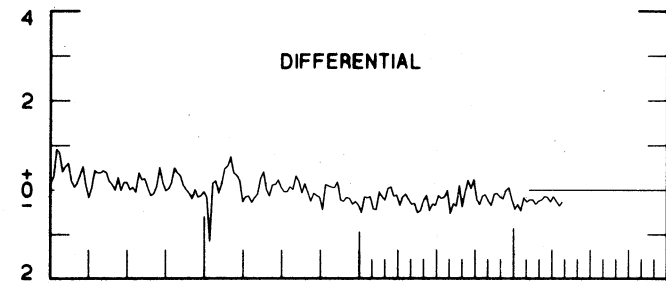
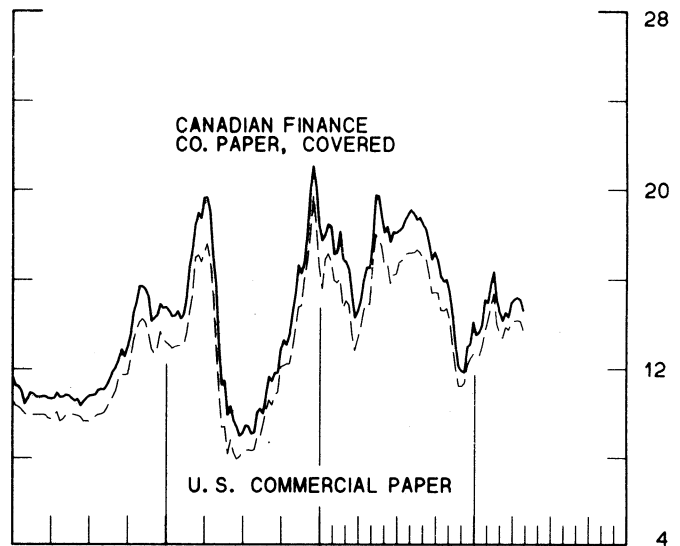
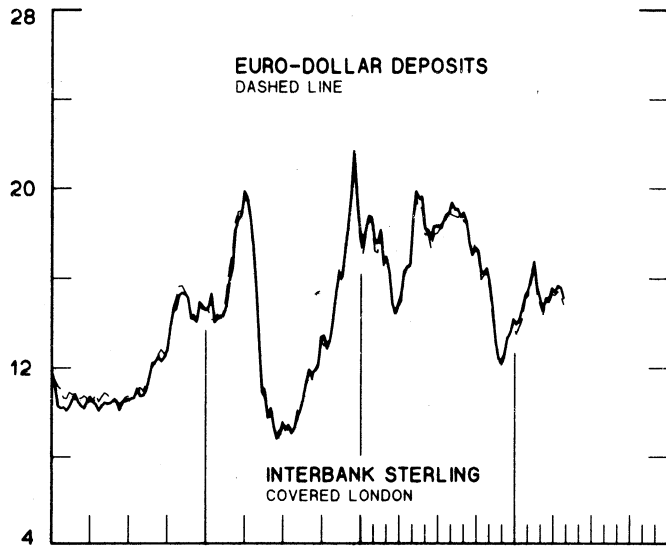
CHART 8

# INTEREST ARBITRAGE: 3-MONTH FUNDS

DIFFERENTIAL: PLUS(+), INDICATES FAVOR DOLLAR ASSETS  
AVERAGES FOR WEEK ENDING WEDNESDAY

PERCENT PER ANNUM

PERCENT PER ANNUM



1980

1982

1980

1982

1 PERCENT ON DIFFERENTIAL SCALE = 2 PERCENT ON RATE SCALE

CHART 9  
**LONG-TERM GOVERNMENT BOND YIELDS**  
 WEEKLY SERIES

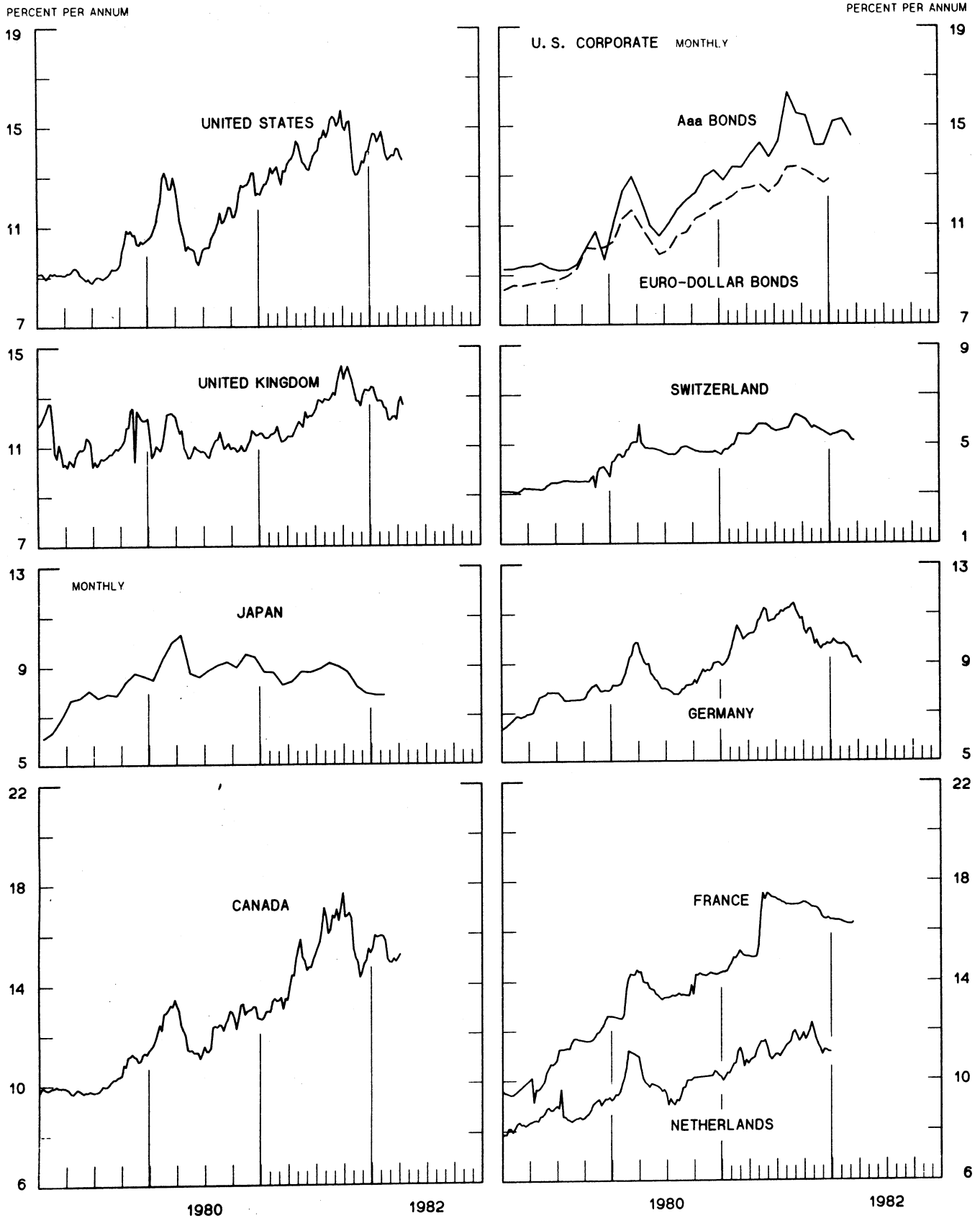
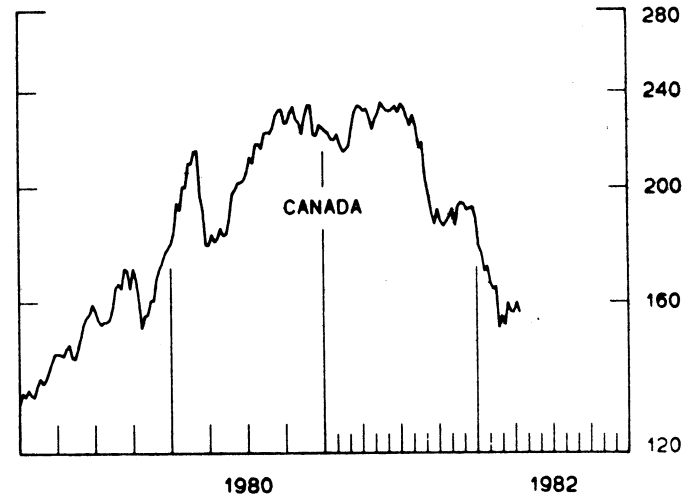
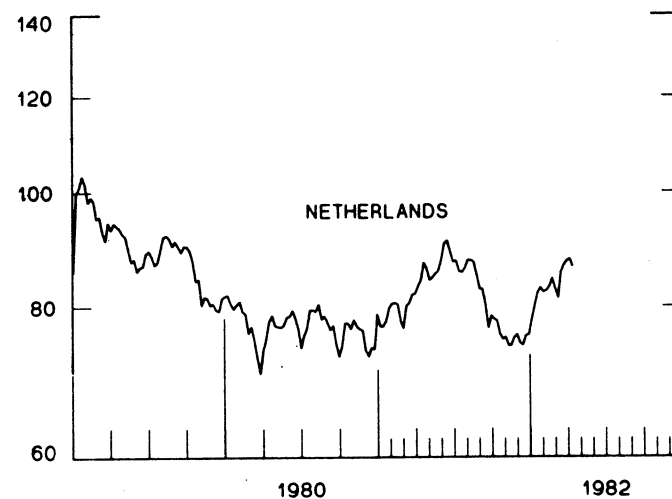
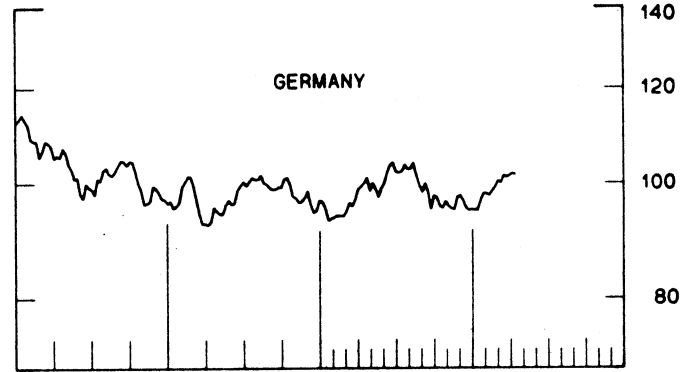
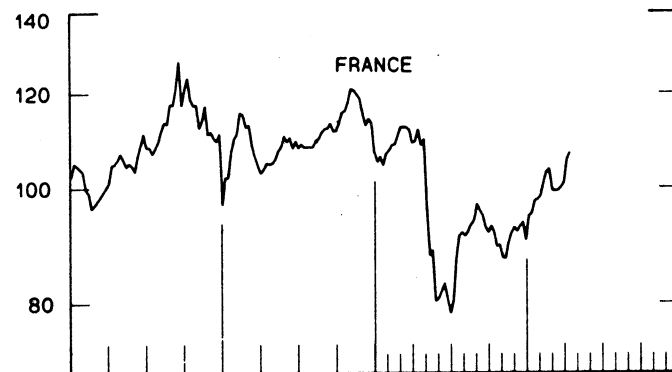
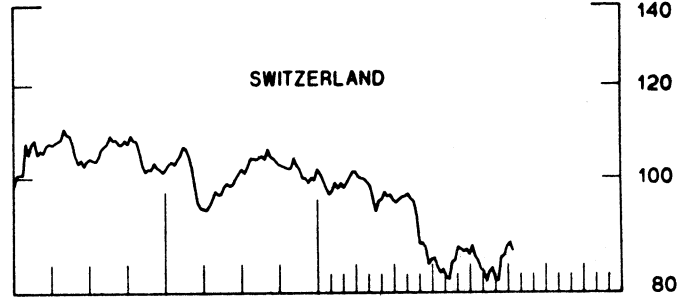
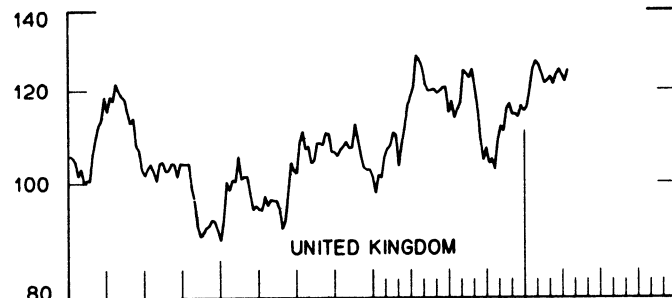
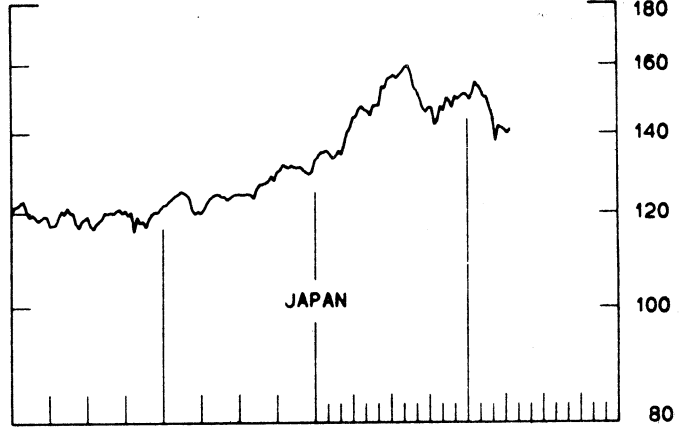
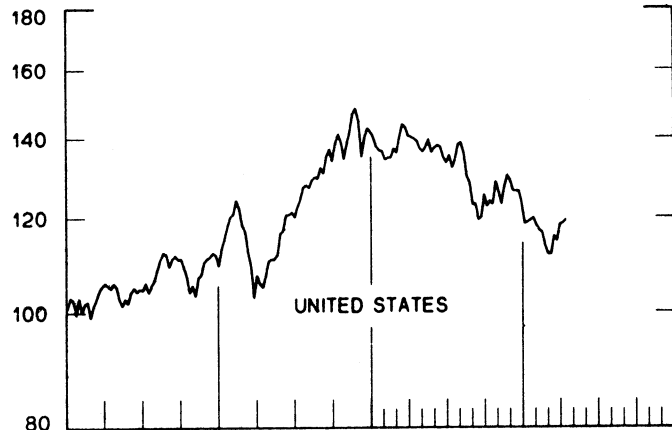


CHART 10  
**INDUSTRIAL STOCK INDICES**  
 WEEKLY SERIES

RATIO SCALE  
 1969=100

RATIO SCALE  
 1969=100



1980

1982

1980

1982

SERIES NAME

LAST VALUE PLOTTED  
DATE VALUE

CHART 1. SPOT EXCHANGE RATES AND INDICES

WEEKLY AVERAGES, NOON BUYING RATES (U.S. CENTS)

|                 |          |         |
|-----------------|----------|---------|
| GERMAN MARK     | APRIL 28 | 42.09   |
| JAPANESE YEN    | APRIL 28 | 0.41753 |
| DUTCH GUILDER   | APRIL 28 | 37.89   |
| U.K. POUND      | APRIL 28 | 177.74  |
| CANADIAN DOLLAR | APRIL 28 | 81.67   |
| FRENCH FRANC    | APRIL 28 | 16.12   |
| SWISS FRANC     | APRIL 28 | 51.02   |
| BELGIAN FRANC   | APRIL 28 | 2.23018 |
| ITALIAN LIRA    | APRIL 28 | 0.07613 |

INDICES, MARCH 1973 BASE RATES = 100

|                 |          |        |
|-----------------|----------|--------|
| GERMAN MARK     | APRIL 28 | 118.39 |
| JAPANESE YEN    | APRIL 28 | 109.32 |
| DUTCH GUILDER   | APRIL 28 | 108.77 |
| U.K. POUND      | APRIL 28 | 71.89  |
| CANADIAN DOLLAR | APRIL 28 | 81.40  |
| FRENCH FRANC    | APRIL 28 | 72.66  |
| SWISS FRANC     | APRIL 28 | 164.13 |
| BELGIAN FRANC   | APRIL 28 | 87.88  |
| ITALIAN LIRA    | APRIL 28 | 43.25  |

WEIGHTED AVERAGE EXCHANGE VALUE INDICES, MAR 1973 = 100  
(G-10 COUNTRIES PLUS SWITZERLAND)

|                 |          |        |
|-----------------|----------|--------|
| U.S. DOLLAR     | APRIL 28 | 113.18 |
| GERMAN MARK     | APRIL 28 | 137.51 |
| JAPANESE YEN    | APRIL 28 | 123.24 |
| DUTCH GUILDER   | APRIL 28 | 121.43 |
| U.K. POUND      | APRIL 28 | 77.36  |
| CANADIAN DOLLAR | APRIL 28 | 88.98  |
| FRENCH FRANC    | APRIL 28 | 78.08  |
| SWISS FRANC     | APRIL 28 | 184.05 |
| BELGIAN FRANC   | APRIL 28 | 96.72  |
| ITALIAN LIRA    | APRIL 28 | 45.05  |
| SWEDISH KRONA   | APRIL 28 | 82.60  |

CHART 2. 3-MONTH FORWARD EXCHANGE RATES, PREMIUM OR DISCOUNT

|                 |          |       |
|-----------------|----------|-------|
| CANADIAN DOLLAR | APRIL 28 | -0.89 |
| U.K. POUND      | APRIL 28 | 1.33  |
| GERMAN MARK     | APRIL 28 | 5.98  |
| FRENCH FRANC    | APRIL 28 | -7.23 |
| SWISS FRANC     | APRIL 28 | 10.07 |
| DUTCH GUILDER   | APRIL 28 | 6.58  |
| JAPANESE YEN    | APRIL 28 | 7.89  |
| ITALIAN LIRA    | APRIL 28 | -8.93 |

SERIES NAME

LAST VALUE PLOTTED  
DATE VALUE

CHART 3. GOLD PRICE IN LONDON, AFTERNOON FIXING

U.S. DOLLARS PER FINE OUNCE APRIL 28 352.10

CHART 4. CALL MONEY RATES

|                                     |          |       |
|-------------------------------------|----------|-------|
| U.S. FEDERAL FUNDS                  | APRIL 28 | 14.72 |
| OVERNIGHT EURO-DOLLAR DEPOSITS      | APRIL 28 | 14.64 |
| U.K. 2-DAY LOCAL AUTHORITY DEPOSITS | APRIL 23 | 13.50 |
| CANADA                              | APRIL 9  | 15.21 |
| GERMANY                             | APRIL 23 | 9.50  |
| EURO-DM                             | APRIL 16 | 8.94  |
| JAPAN                               | APRIL 23 | 7.19  |
| FRANCE                              | APRIL 23 | 16.50 |
| NETHERLANDS                         | JAN. 1   | 10.30 |
| EURO-SWISS FRANC                    | APRIL 16 | 2.15  |

CHART 5. 3-MONTH INTEREST RATES

|   |          |       |
|---|----------|-------|
| U.S. 90-DAY CD'S, SECONDARY MARKET  | APRIL 28 | 14.20 |
| GERMAN INTERBANK LOAN   | APRIL 28 | 9.24  |
| JAPANESE BANK LOANS & DISCOUNTS   | APRIL 28 | 7.13  |
| CANADIAN FINANCE PAPER  | APRIL 28 | 15.55 |
| INTERBANK STERLING  | APRIL 28 | 13.75 |
| SWISS INTERBANK LOAN  | APRIL 28 | 4.80  |
| WEIGHTED AVERAGE FOREIGN INTEREST RATE<br>(G-10 COUNTRIES PLUS SWITZERLAND) | APRIL 28 | 11.26 |

CHART 6. EURO-DOLLAR DEPOSIT RATES: LONDON

|           |          |       |
|-----------|----------|-------|
| OVERNIGHT | APRIL 28 | 14.64 |
| 7-DAY     | APRIL 28 | 14.86 |
| 1-MONTH   | APRIL 28 | 14.85 |
| 3-MONTH   | APRIL 28 | 14.85 |
| 6-MONTH   | APRIL 28 | 14.85 |
| 1-YEAR    | APRIL 28 | 14.59 |

CHART 7. SELECTED EURO-DOLLAR AND U.S. MONEY MARKET RATES

|  |          |       |
|--|----------|-------|
| OVERNIGHT EURO-DOLLAR DEPOSITS             | APRIL 28 | 14.64 |
| U.S. FEDERAL FUNDS                         | APRIL 28 | 14.72 |
| DIFFERENTIAL ADJ. FOR RESERVE REQUIREMENTS | APRIL 28 | -0.08 |
| 3-MONTH EURO-DOLLAR DEPOSIT RATE           | APRIL 28 | 14.85 |
| U.S. 90-DAY CD'S, SECONDARY MARKET         | APRIL 28 | 14.20 |
| DIFFERENTIAL                               | APRIL 28 | 0.65  |

SERIES NAME

LAST VALUE PLOTTED  
DATE VALUE

CHART 8. INTEREST ARBITRAGE, 3-MONTH FUNDS

|                                      |          |       |
|--------------------------------------|----------|-------|
| EURO-DOLLAR DEPOSIT                  | APRIL 28 | 14.85 |
| INTERBANK STERLING (LONDON), COVERED | APRIL 28 | 15.12 |
| DIFFERENTIAL                         | APRIL 28 | -0.27 |
| U.S. COMMERCIAL PAPER                | APRIL 28 | 13.77 |
| CANADIAN FINANCE PAPER, COVERED      | APRIL 28 | 14.63 |
| DIFFERENTIAL                         | APRIL 28 | -0.86 |
| EURO-DOLLAR DEPOSIT                  | APRIL 28 | 14.85 |
| INTERBANK DM (FRANKFURT), COVERED    | APRIL 28 | 15.36 |
| DIFFERENTIAL                         | APRIL 28 | -0.51 |
| EURO-DOLLAR DEPOSIT                  | APRIL 28 | 14.85 |
| SWISS INTERBANK, COVERED             | APRIL 28 | 14.99 |
| DIFFERENTIAL                         | APRIL 28 | -0.14 |

CHART 9. LONG TERM GOVERNMENT BOND YIELDS

|                 |          |       |
|-----------------|----------|-------|
| UNITED STATES   | APRIL 23 | 13.69 |
| GERMANY         | APRIL 16 | 8.98  |
| JAPAN (MONTHLY) | FEB.     | 7.85  |
| SWITZERLAND     | MARCH 26 | 5.15  |
| CANADA          | APRIL 9  | 15.21 |
| FRANCE          | MARCH 19 | 16.33 |
| NETHERLANDS     | JAN. 1   | 11.12 |
| UNITED KINGDOM  | APRIL 23 | 12.68 |

U.S. CORPORATE

|                   |       |       |
|-------------------|-------|-------|
| AAA BONDS         | MARCH | 14.58 |
| EURO-DOLLAR BONDS | JAN.  | 12.97 |

CHART 10. STOCK INDICES

|                |          |        |
|----------------|----------|--------|
| UNITED STATES  | APRIL 21 | 119.50 |
| UNITED KINGDOM | APRIL 21 | 124.74 |
| CANADA         | APRIL 21 | 157.07 |
| GERMANY        | APRIL 21 | 101.78 |
| SWITZERLAND    | APRIL 21 | 86.79  |
| NETHERLANDS    | APRIL 21 | 86.43  |
| FRANCE         | APRIL 21 | 107.06 |
| JAPAN          | APRIL 21 | 141.15 |

# FEDERAL RESERVE statistical release



H. 10 (512)

## FOREIGN EXCHANGE RATES

APRIL 30, 1982

FOR THE WEEK ENDING APRIL 30, 1982

The Board of Governors of the Federal Reserve System is advised that the Federal Reserve Bank of New York has certified for customs purposes the following noon buying rate in New York City for cable transfers payable in foreign currencies:

| COUNTRY          | MONETARY UNIT | (CURRENCY UNITS PER DOLLAR) |          |          |          |          |
|------------------|---------------|-----------------------------|----------|----------|----------|----------|
|                  |               | APR. 26                     | APR. 27  | APR. 28  | APR. 29  | APR. 30  |
| ARGENTINA        | PESO          | 12000.00                    | 12000.00 | 12000.00 | 12000.00 | 12000.00 |
| * AUSTRALIA      | DOLLAR        | 105.52                      | 105.65   | 105.88   | 106.10   | 106.14   |
| AUSTRIA          | SCHILLING     | 16.667                      | 16.710   | 16.550   | 16.500   | 16.420   |
| BELGIUM          | FRANC         | 44.760                      | 44.510   | 44.470   | 44.200   | 44.120   |
| BRAZIL           | CRUZEIRO      | 153.19                      | 153.19   | 155.61   | 155.61   | 155.61   |
| CANADA           | DOLLAR        | 1.2223                      | 1.2253   | 1.2255   | 1.2223   | 1.2197   |
| CHILE            | PESO          | 39.850                      | 39.850   | 39.850   | 39.850   | 39.850   |
| CHINA, P.R.      | YUAN          | 1.8443                      | 1.8443   | 1.8333   | 1.8333   | 1.8333   |
| COLOMBIA         | PESO          | 61.900                      | 61.900   | 61.900   | 61.900   | 62.200   |
| DENMARK          | KRONE         | 8.0650                      | 8.0500   | 7.9925   | 7.9550   | 7.9600   |
| FINLAND          | MARKKA        | 4.5755                      | 4.5820   | 4.5525   | 4.5320   | 4.5290   |
| FRANCE           | FRANC         | 6.1950                      | 6.1900   | 6.1400   | 6.1100   | 6.0960   |
| GERMANY          | D. MARK       | 2.3735                      | 2.3685   | 2.3555   | 2.3390   | 2.3310   |
| GREECE           | DRACHMA       | 63.300                      | 63.800   | 63.250   | 63.500   | 62.800   |
| HONG KONG        | DOLLAR        | 5.8250                      | 5.8320   | 5.8250   | 5.8120   | 5.8170   |
| INDIA            | RUPEE         | 9.3800                      | 9.3900   | 9.3700   | 9.3700   | 9.3500   |
| INDONESIA        | RUPIAH        | 653.50                      | 653.50   | 653.50   | 653.50   | 653.50   |
| IRAN             | RIAL          | NA                          | NA       | NA       | NA       | NA       |
| * IRELAND        | POUND         | 145.50                      | 145.60   | 146.70   | 147.75   | 147.75   |
| ISRAEL           | SHEKEL        | 20.410                      | 20.470   | 20.470   | 20.550   | 20.600   |
| ITALY            | LIRA          | 1311.50                     | 1310.00  | 1303.00  | 1301.00  | 1302.00  |
| JAPAN            | YEN           | 238.40                      | 238.00   | 237.25   | 235.90   | 235.85   |
| MALAYSIA         | DOLLAR        | 2.3230                      | 2.3260   | 2.3190   | 2.3140   | 2.3020   |
| MEXICO           | PESO          | 46.4800                     | 46.3500  | 46.4000  | 46.4700  | 46.6800  |
| NETHERLANDS      | GUILDER       | 2.6380                      | 2.6330   | 2.6155   | 2.6025   | 2.5830   |
| * NEW ZEALAND    | DOLLAR        | 76.760                      | 76.800   | 76.960   | 76.920   | 77.200   |
| NORWAY           | KRONE         | 6.0600                      | 6.0350   | 6.0075   | 5.9975   | 5.9725   |
| PERU             | SOL           | 604.00                      | 604.00   | 604.00   | 604.00   | 609.25   |
| PHILIPPINES      | PESO          | 8.3850                      | 8.3850   | 8.3850   | 8.3850   | 8.3830   |
| PORTUGAL         | ESCUDO        | 72.500                      | 72.400   | 71.900   | 71.500   | 71.100   |
| SINGAPORE        | DOLLAR        | 2.1160                      | 2.1200   | 2.1120   | 2.1060   | 2.1020   |
| * SOUTH AFRICA   | RAND          | 95.55                       | 95.45    | 95.62    | 95.35    | 95.60    |
| SOUTH KOREA      | WON           | 721.95                      | 721.95   | 721.95   | 721.95   | 721.95   |
| SPAIN            | PESETA        | 104.950                     | 104.800  | 104.330  | 104.250  | 103.850  |
| SRI LANKA        | RUPEE         | 20.550                      | 20.550   | 20.550   | 20.550   | 20.700   |
| SWEDEN           | KRONA         | 5.8750                      | 5.8550   | 5.8380   | 5.8100   | 5.7950   |
| SWITZERLAND      | FRANC         | 1.9565                      | 1.9560   | 1.9510   | 1.9600   | 1.9570   |
| THAILAND         | BAHT          | 23.000                      | 23.000   | 23.000   | 23.000   | 23.000   |
| * UNITED KINGDOM | POUND         | 177.75                      | 177.45   | 178.55   | 179.40   | 179.45   |
| VENEZUELA        | BOLIVAR       | 4.3030                      | 4.3030   | 4.3030   | 4.3030   | 4.3030   |

\* VALUE IN U.S. CENTS