

(516/517)

DATA FILE  
LIBRARY  
FEDERAL RESERVE BANK  
OF CHICAGO

LIBRARY  
MAR 29 1982  
FEDERAL RESERVE  
BANK OF CHICAGO

# Selected Interest & Exchange Rates

## Weekly Series of Charts

March 22, 1982

Prepared by the  
FINANCIAL MARKETS  
SECTION

DIVISION OF  
INTERNATIONAL FINANCE

BOARD OF GOVERNORS  
FEDERAL RESERVE SYSTEM  
Washington, D.C. 20551

---

# Table of Contents

## **TABLES**

1. LATEST FIGURES PLOTTED
2. DAILY CERTIFIED SPOT EXCHANGE RATES--  
H.10 RELEASE

## **CHARTS**

1. SPOT EXCHANGE RATE INDICES
2. 3-MONTH FORWARD EXCHANGE RATES
3. GOLD PRICE--LONDON
4. CALL MONEY RATES
5. 3-MONTH INTEREST RATES
6. EURO-DOLLAR DEPOSIT RATES
7. SELECTED EURO-DOLLAR AND U.S. MONEY MARKET RATES
8. INTEREST ARBITRAGE: 3-MONTH FUNDS
9. LONG-TERM GOVERNMENT BOND YIELDS
10. INDUSTRIAL STOCK INDICES

## **SUBSCRIPTION RATES:**

Weekly \$15.00 per year or \$.40 each in the United States, its possessions, Canada, and Mexico; 10 or more of the same issue to one address, \$13.50 per year or \$.35 each. Elsewhere, \$20.00 per year or \$.50 each. Address requests to Publications Services, Division of Administrative Services, and make payment remittance payable to the order of the Board of Governors of the Federal Reserve System in a form collectible at par in U.S. Currency.

CHART 1

# SPOT EXCHANGE INDICES

DOLLAR PRICES OF FOREIGN CURRENCIES AND WEIGHTED AVERAGE VALUES (THIN LINE)  
AVERAGES FOR WEEK ENDING WEDNESDAY

RATIO SCALE  
MARCH 1973=100

RATIO SCALE  
MARCH 1973=100

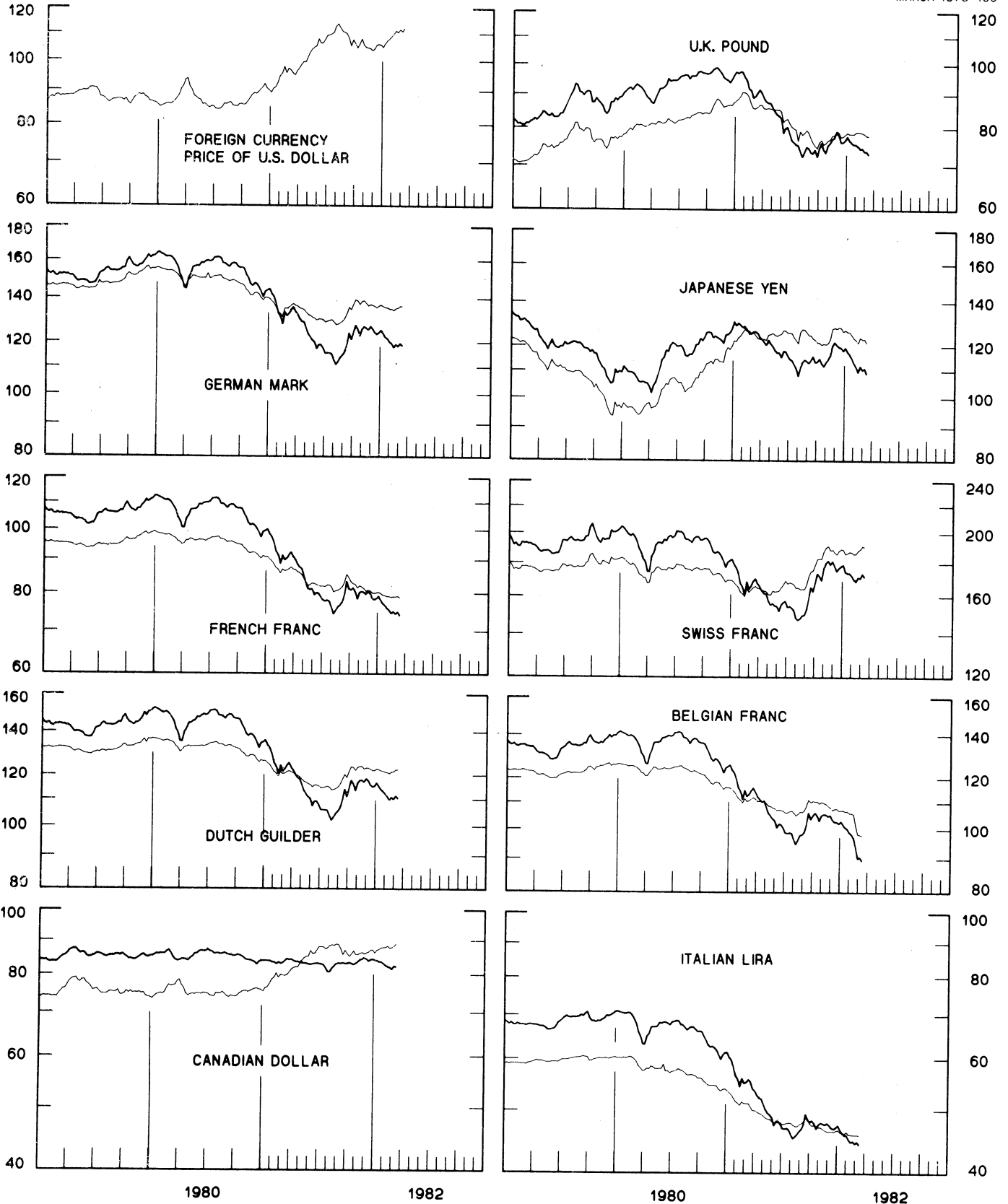


CHART 2  
**3-MONTH FORWARD EXCHANGE RATES**  
 PREMIUM (+) OR (-)  
 AVERAGES FOR WEEK ENDING WEDNESDAY

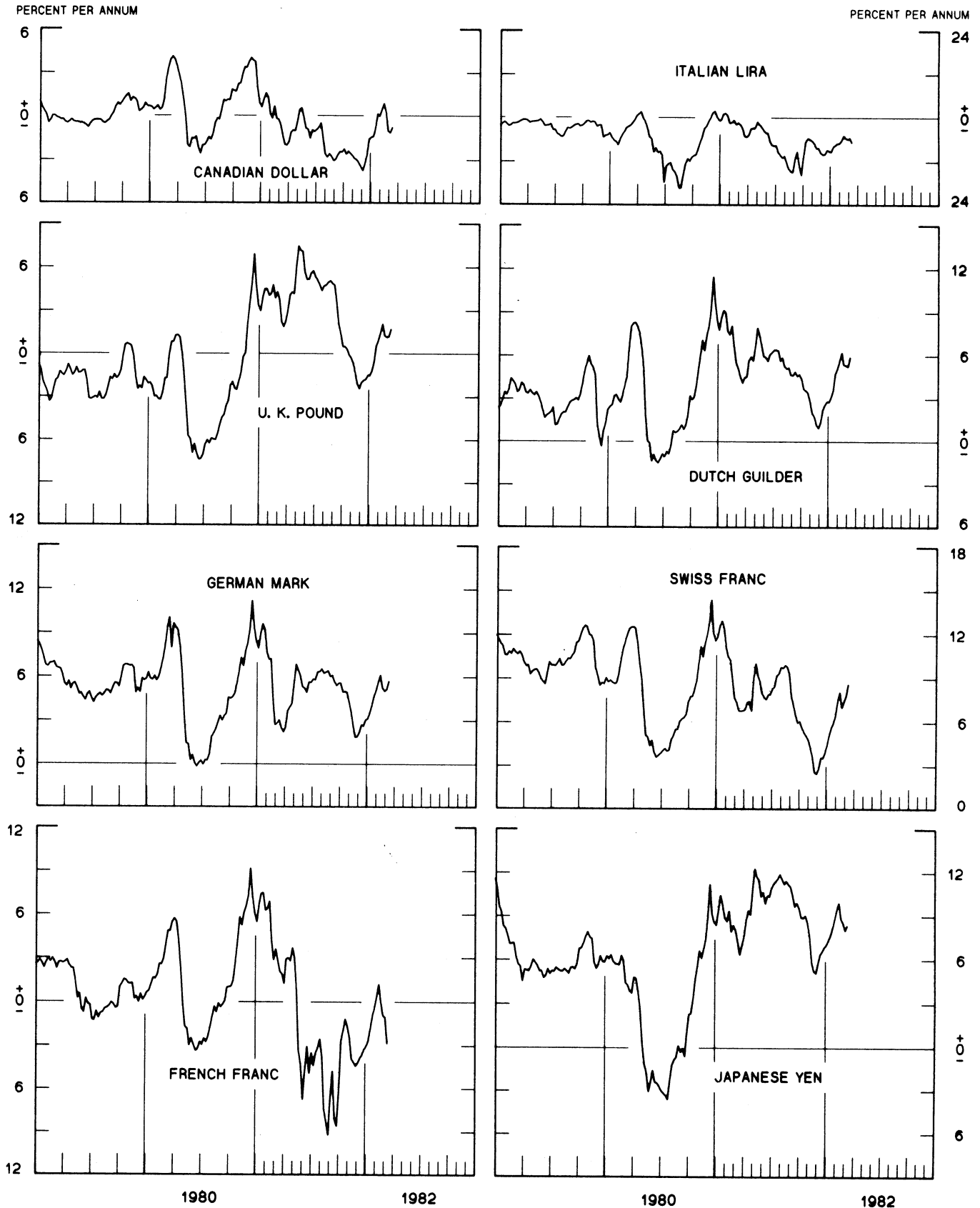
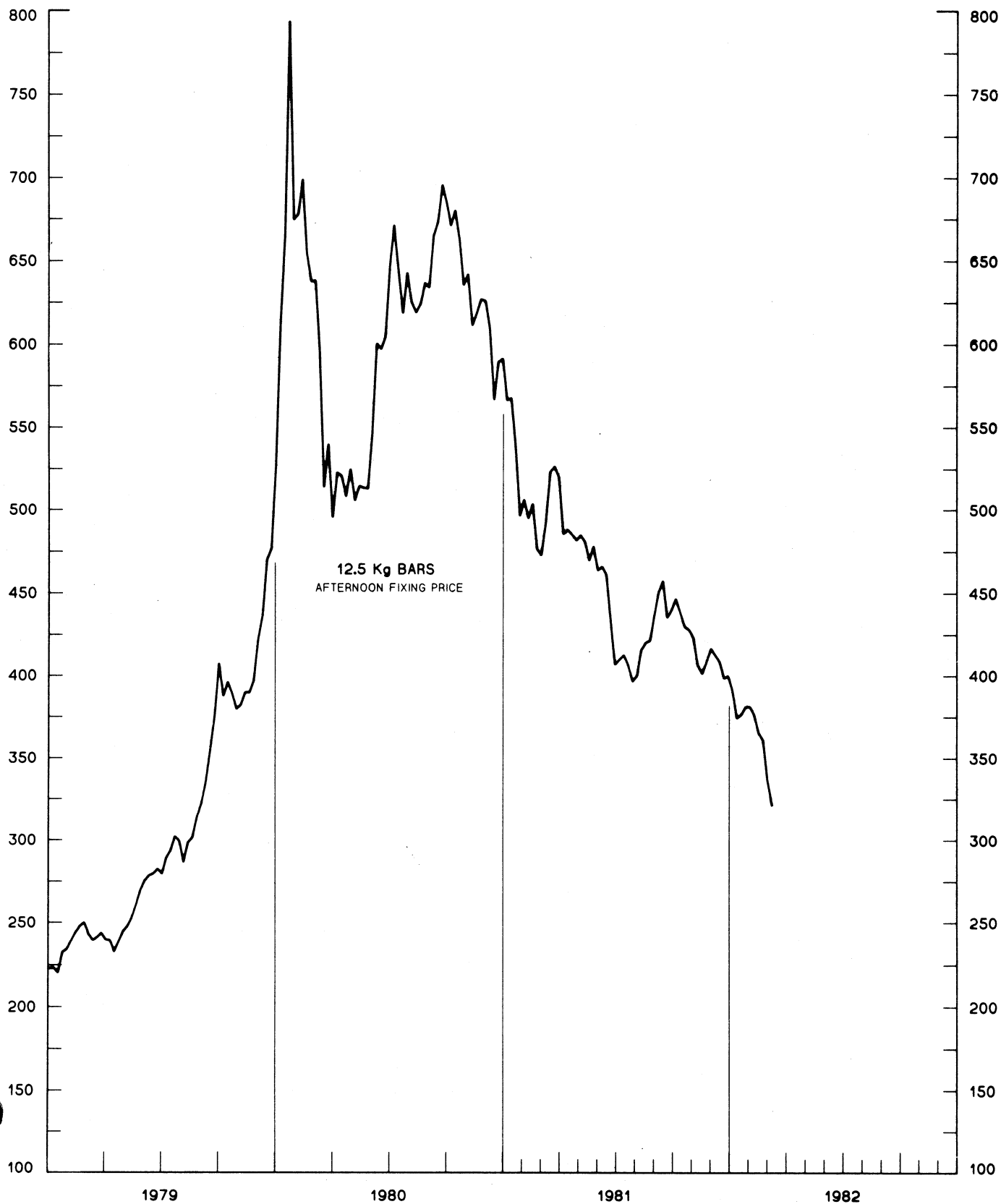


CHART 3  
PRICE OF GOLD IN LONDON  
AVERAGES FOR WEEK ENDING WEDNESDAY

U.S. DOLLARS PER FINE OUNCE

U.S. DOLLARS PER FINE OUNCE



1979

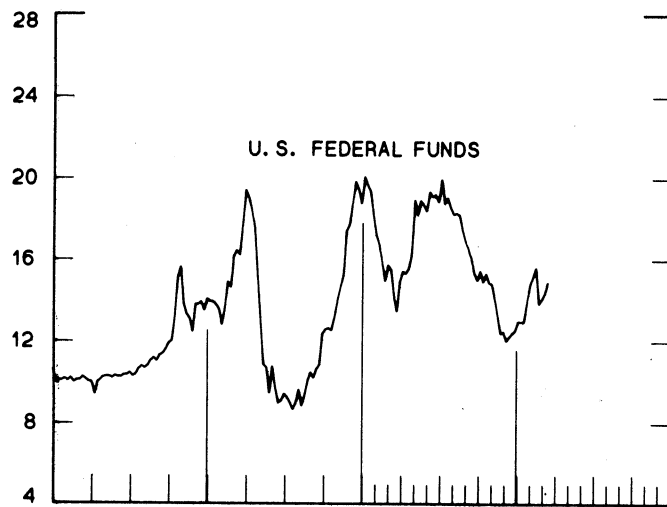
1980

1981

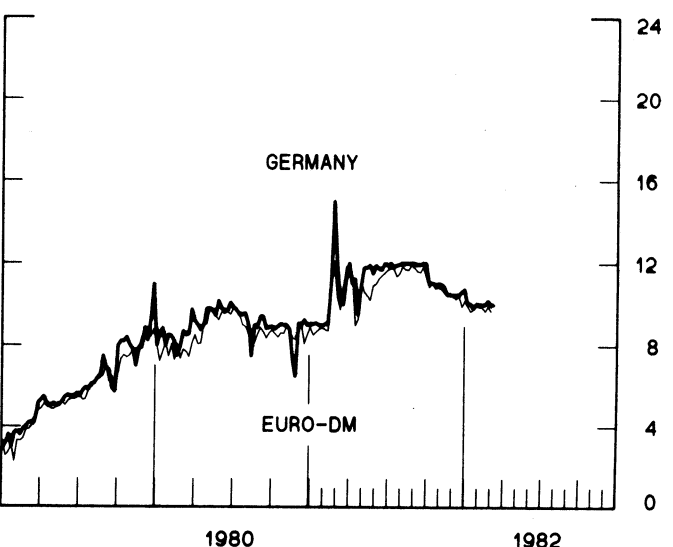
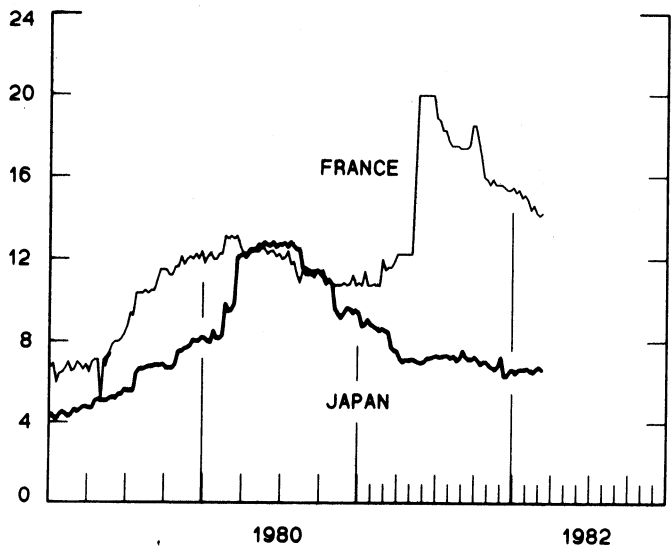
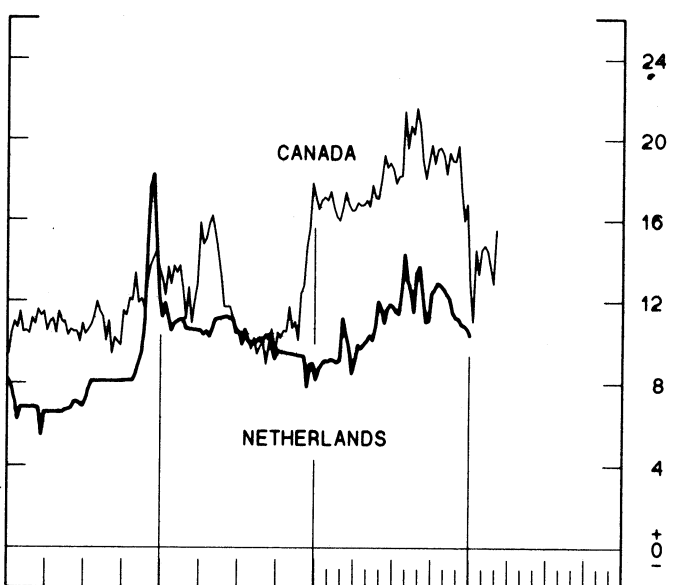
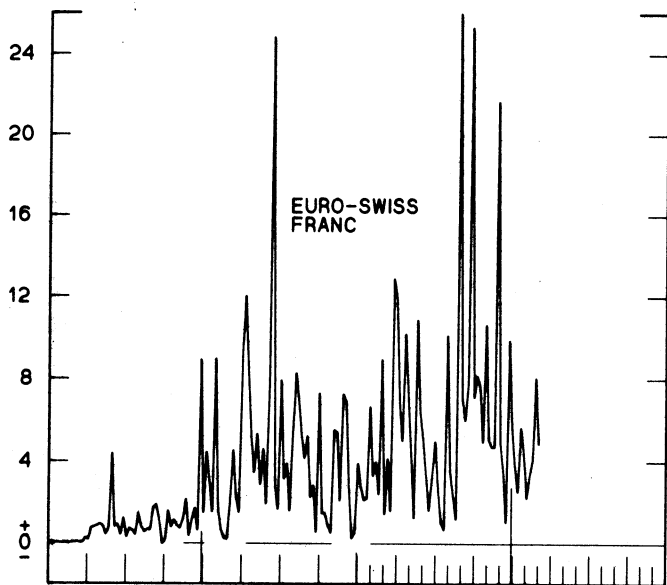
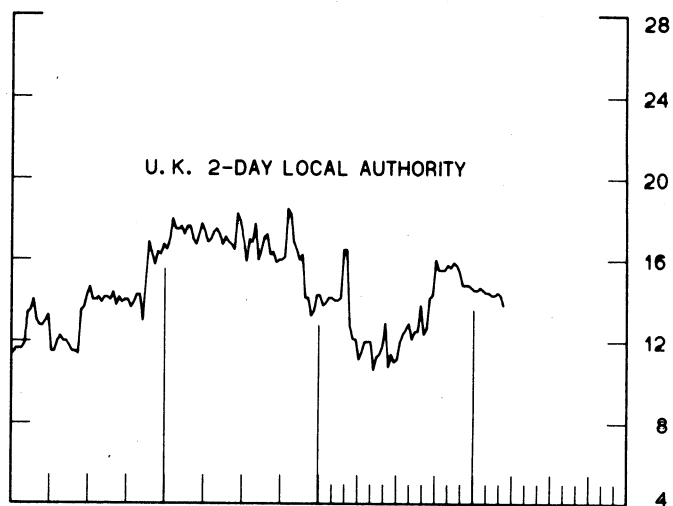
1982

CHART 4  
**CALL MONEY RATES**  
 WEEKLY SERIES

PERCENT PER ANNUM



PERCENT PER ANNUM



1980

1982

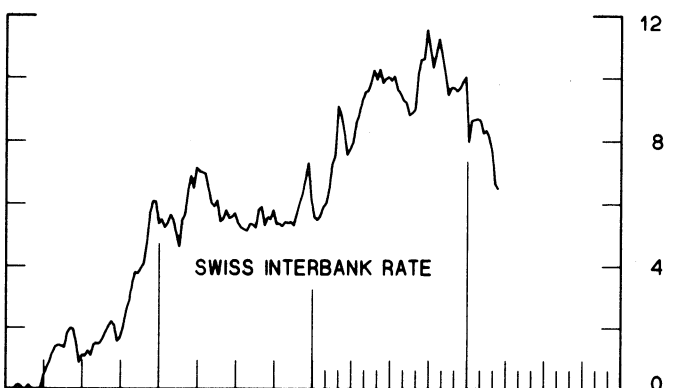
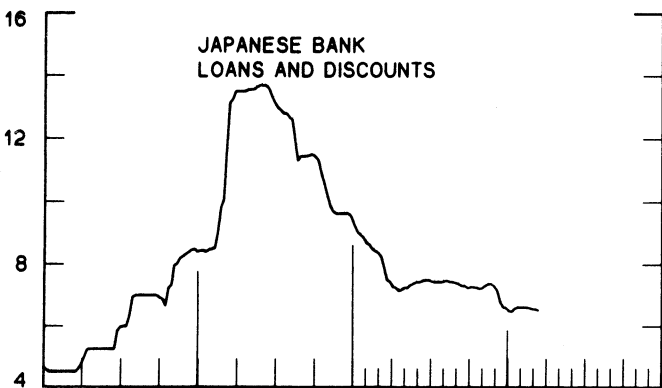
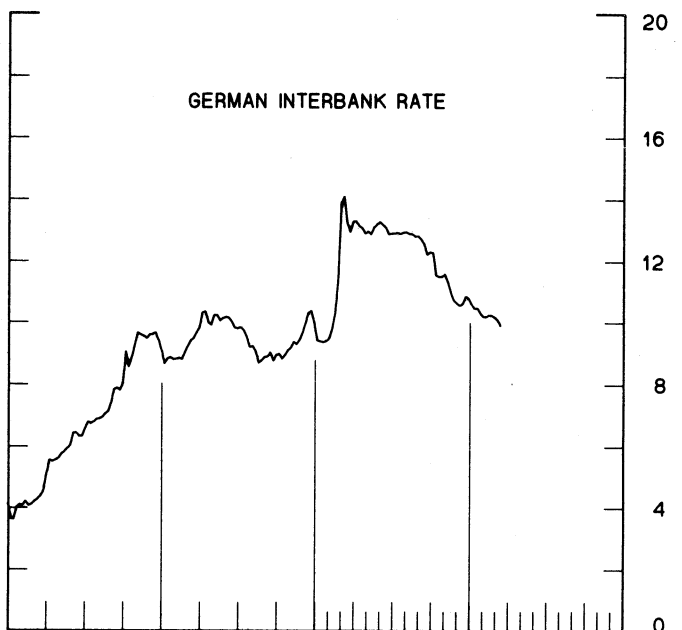
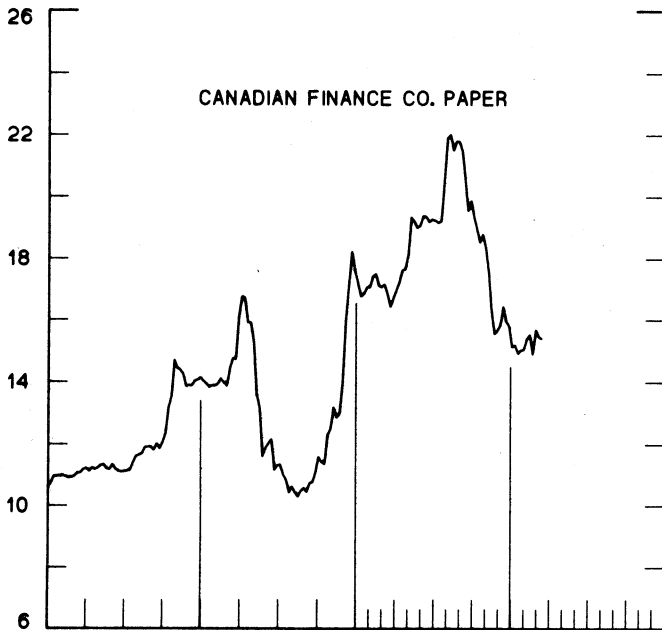
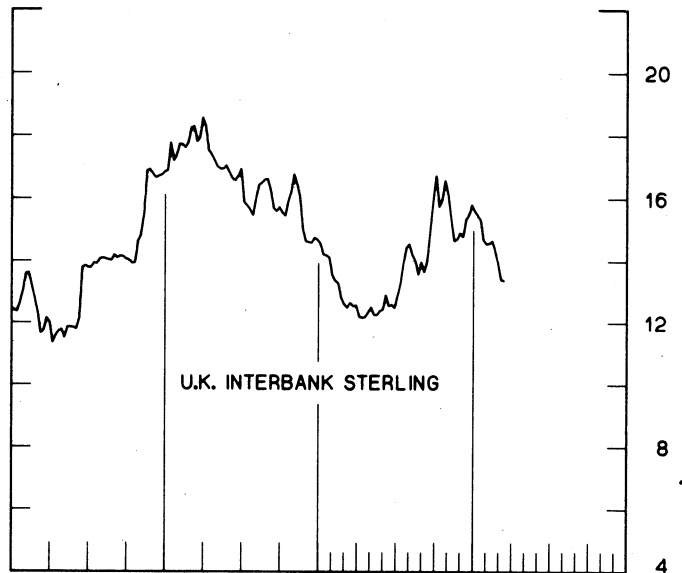
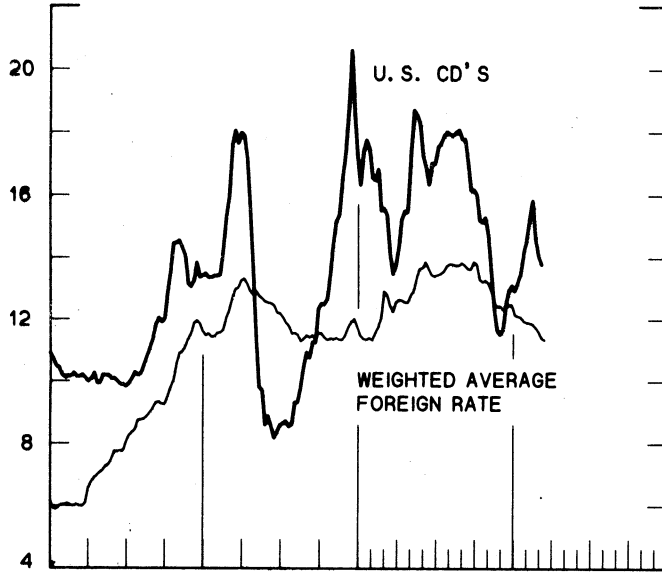
1980

1982

CHART 5  
**3-MONTH INTEREST RATES**  
 WEEKLY SERIES

PERCENT PER ANNUM

PERCENT PER ANNUM



1980

1982

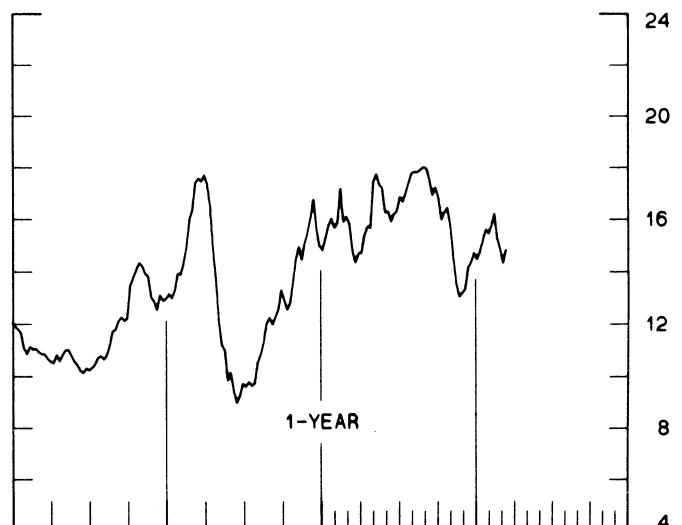
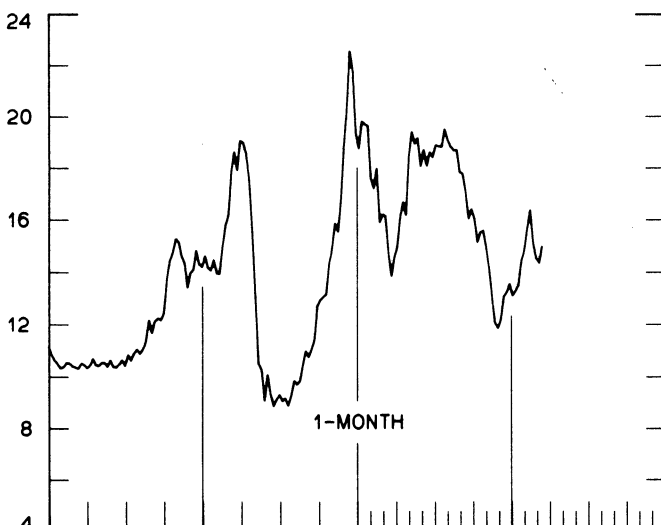
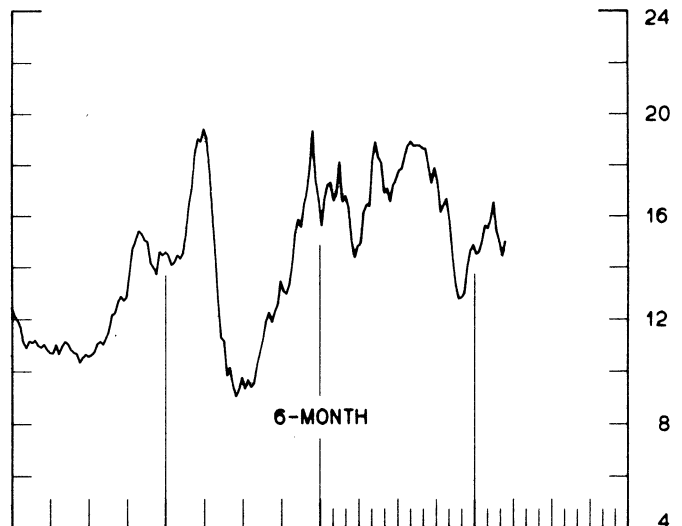
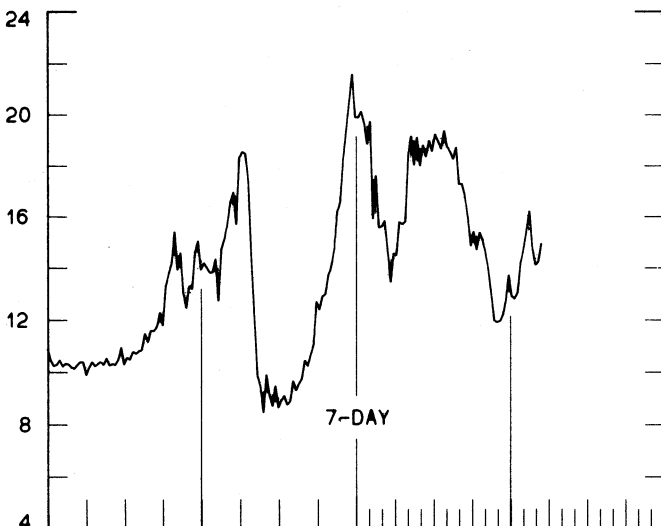
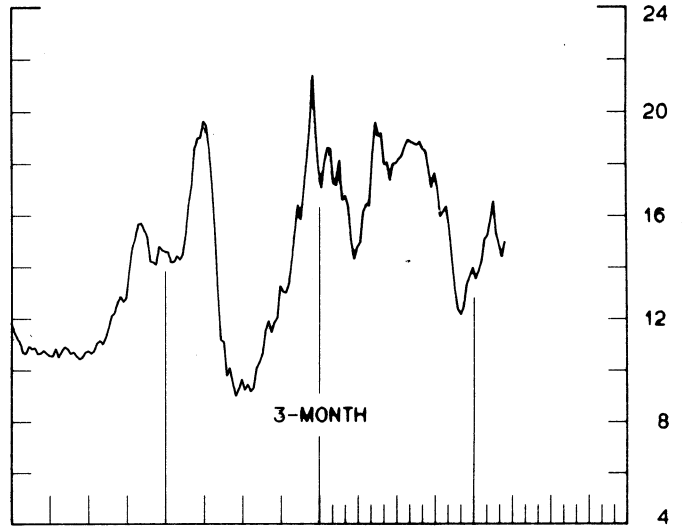
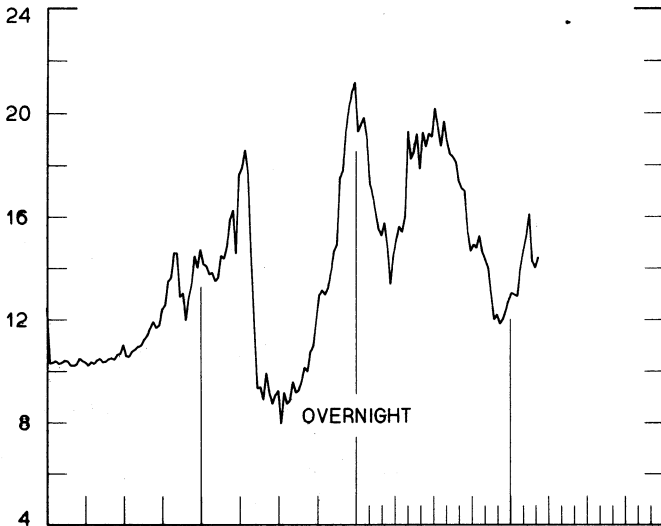
1980

1982

CHART 6  
**EURO-DOLLAR DEPOSIT RATES LONDON**  
 AVERAGES FOR WEEK ENDING WEDNESDAY

PERCENT PER ANNUM

PERCENT PER ANNUM



1980

1982

1980

1982

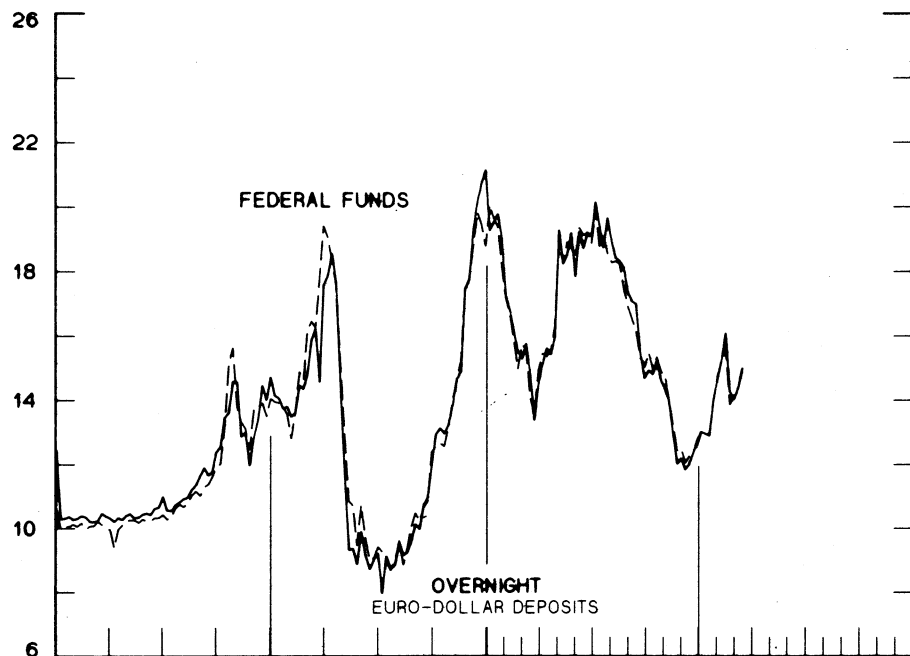


CHART 7

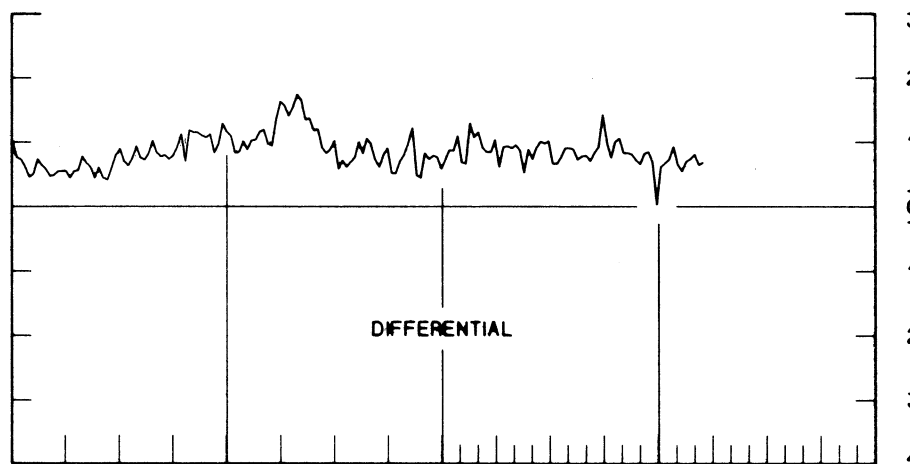
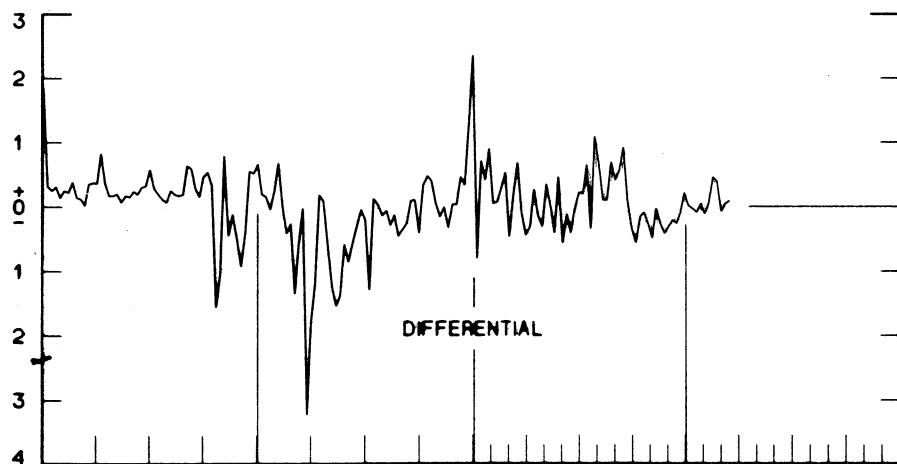
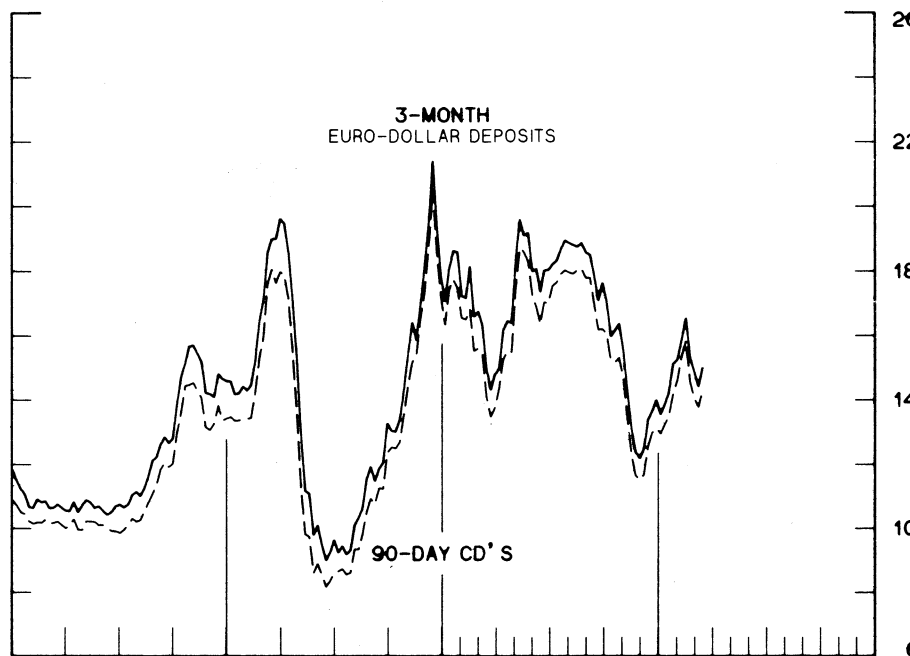
# SELECTED EURO-DOLLAR AND U. S. MONEY MARKET RATES

DIFFERENTIAL: PLUS(+), FAVORS BORROWING IN U. S.  
AVERAGES FOR WEEK ENDING WEDNESDAY

PERCENT PER ANNUM



PERCENT PER ANNUM



1980

1982

1980

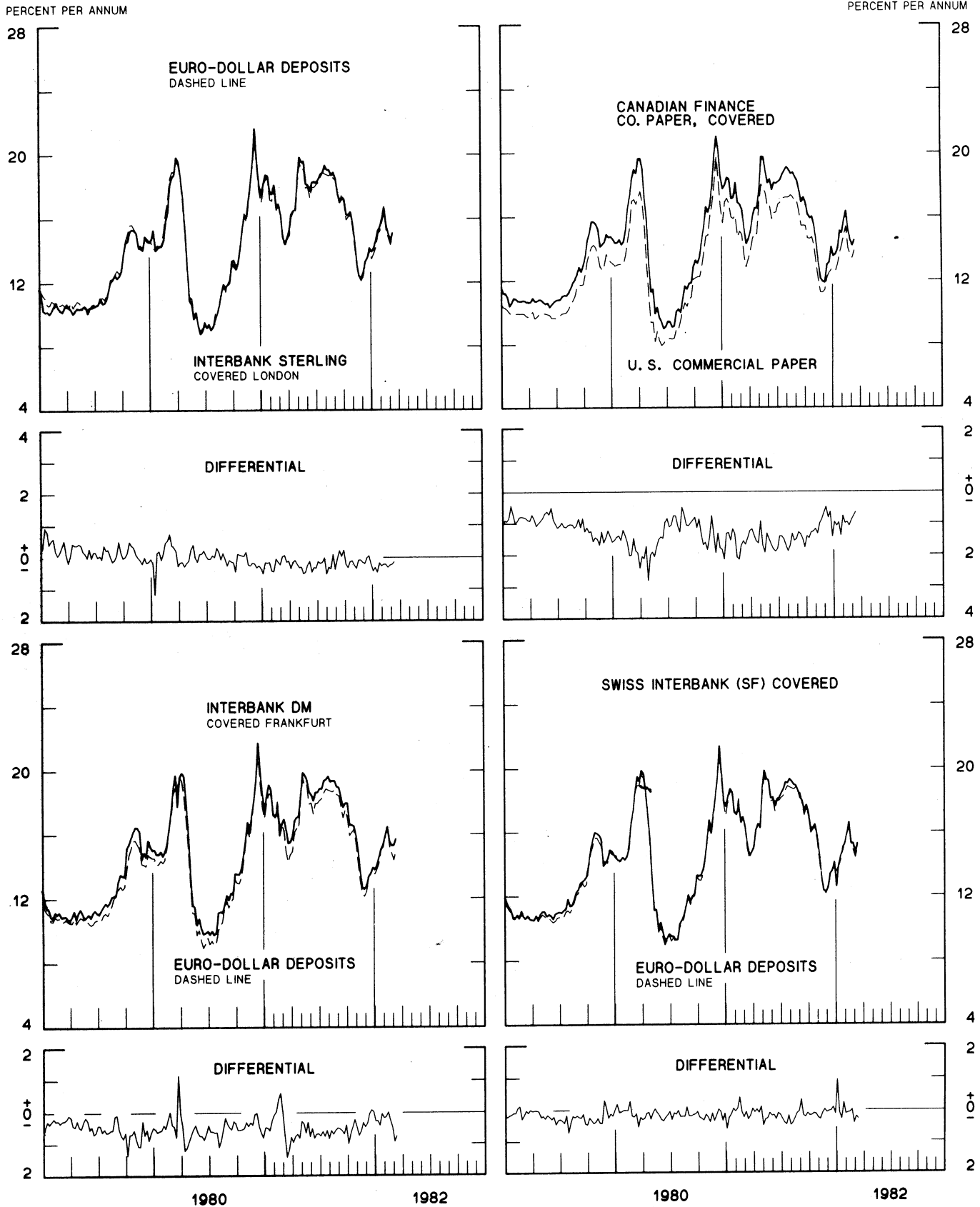
1982

1 PERCENT ON DIFFERENTIAL SCALE = 2 PERCENT ON RATE SCALE

CHART 8

# INTEREST ARBITRAGE: 3-MONTH FUNDS

DIFFERENTIAL: PLUS(+), INDICATES FAVOR DOLLAR ASSETS  
AVERAGES FOR WEEK ENDING WEDNESDAY



1 PERCENT ON DIFFERENTIAL SCALE = 2 PERCENT ON RATE SCALE

CHART 9  
**LONG-TERM GOVERNMENT BOND YIELDS**  
 WEEKLY SERIES

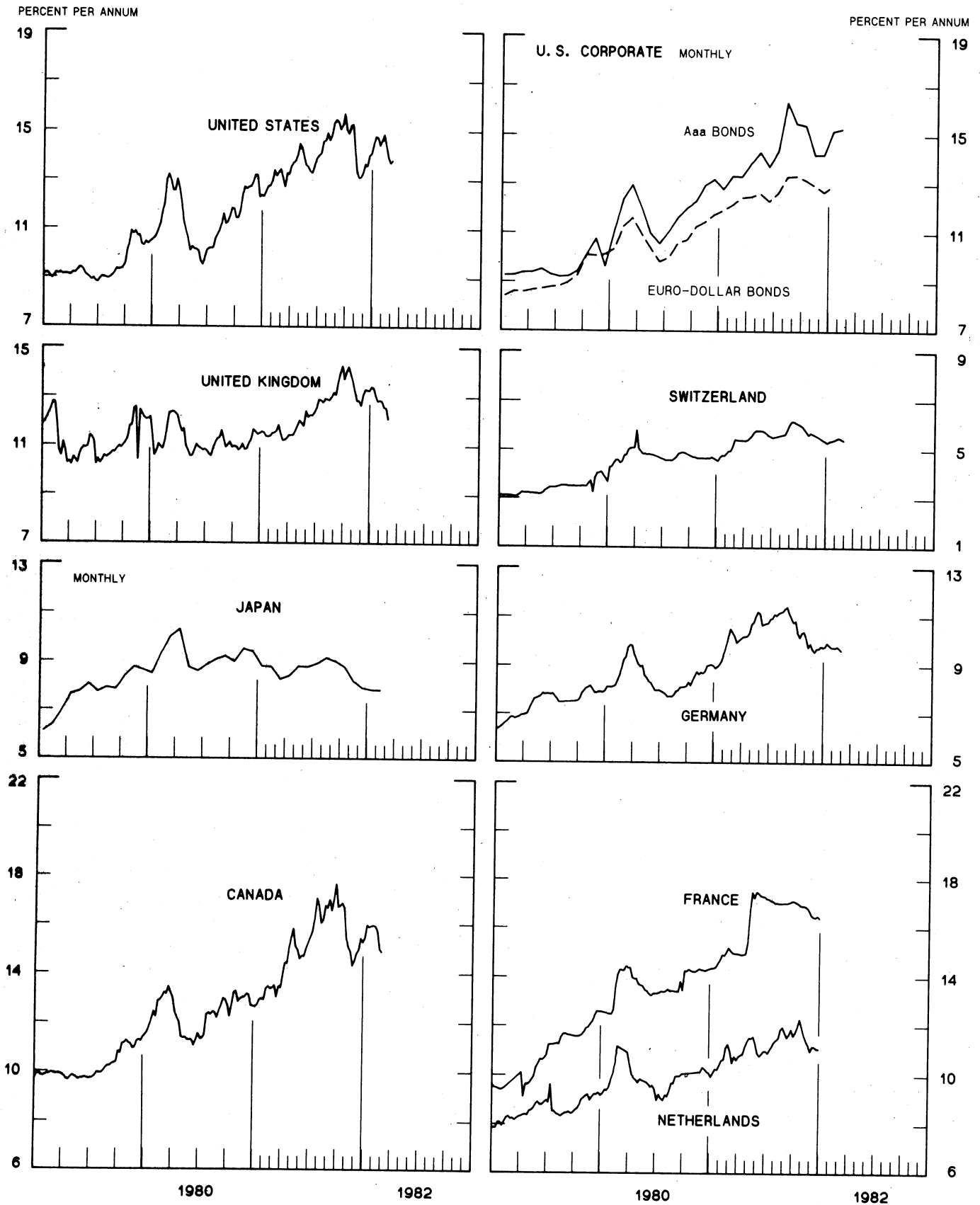
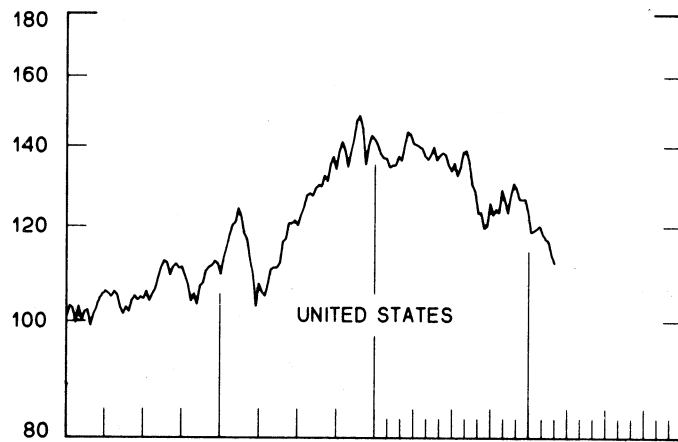
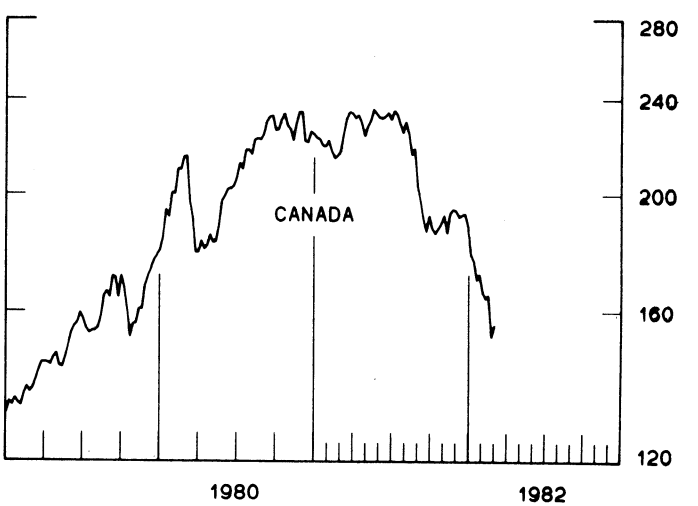
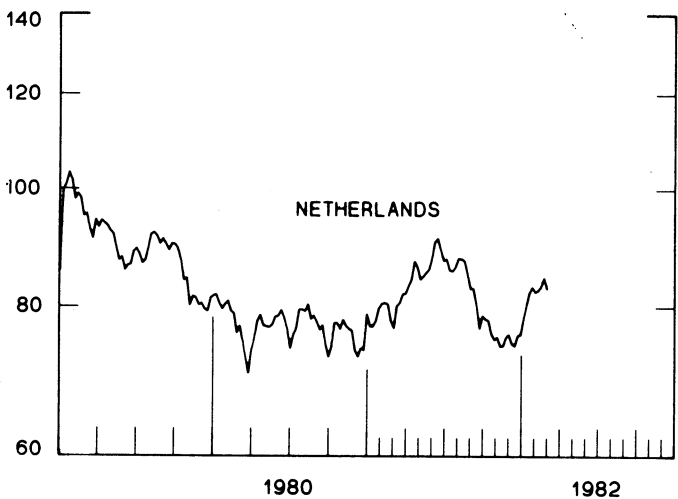
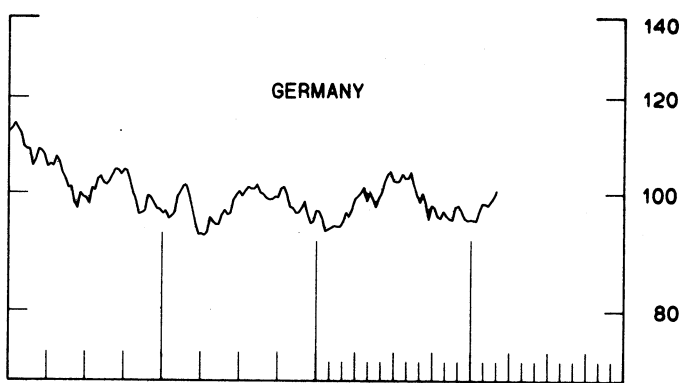
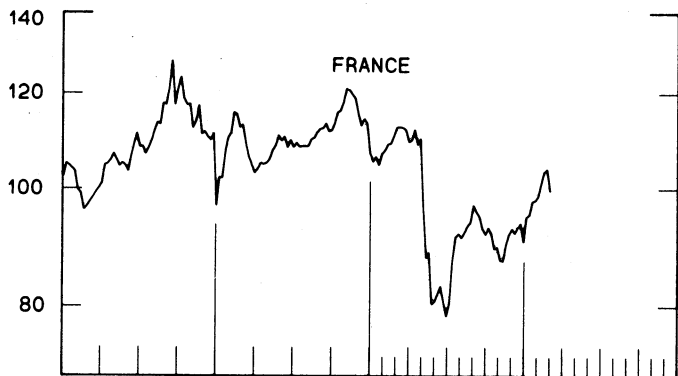
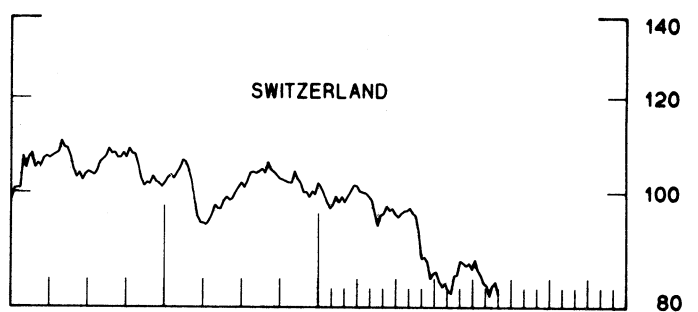
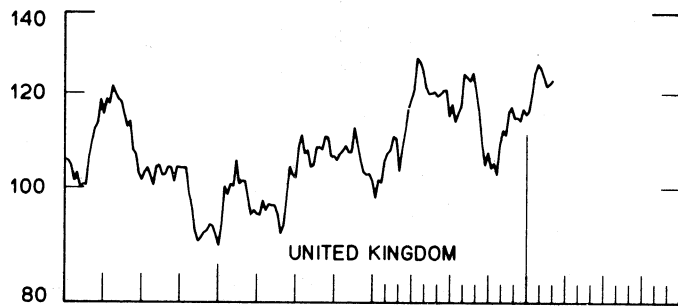
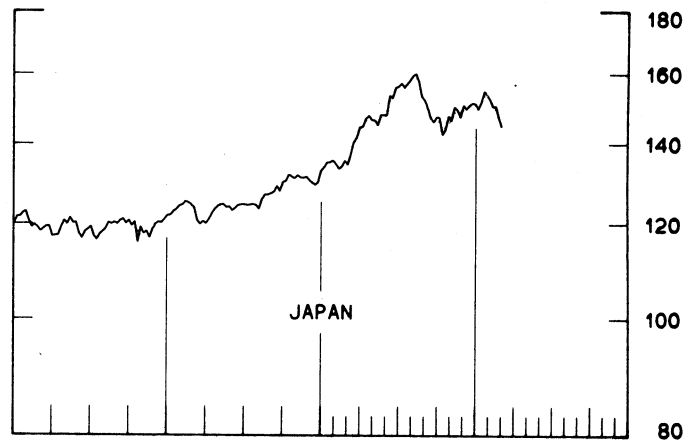


CHART 10  
INDUSTRIAL STOCK INDICES  
WEEKLY SERIES

RATIO SCALE  
1969=100



RATIO SCALE  
1969=100



SERIES NAME

LAST VALUE PLOTTED  
DATE VALUE

CHART 1. SPOT EXCHANGE RATES AND INDICES

WEEKLY AVERAGES, NOON BUYING RATES (U.S. CENTS)

GERMAN MARK	MARCH 17	42.11
JAPANESE YEN	MARCH 17	0.41563
DUTCH GUILDER	MARCH 17	38.42
U.K. POUND	MARCH 17	180.41
CANADIAN DOLLAR	MARCH 17	82.27
FRENCH FRANC	MARCH 17	16.38
SWISS FRANC	MARCH 17	53.24
BELGIAN FRANC	MARCH 17	2.27090
ITALIAN LIRA	MARCH 17	0.07787

INDICES, MARCH 1973 BASE RATES = 100

GERMAN MARK	MARCH 17	118.45
JAPANESE YEN	MARCH 17	108.83
DUTCH GUILDER	MARCH 17	110.31
U.K. POUND	MARCH 17	72.97
CANADIAN DOLLAR	MARCH 17	82.00
FRENCH FRANC	MARCH 17	73.83
SWISS FRANC	MARCH 17	171.28
BELGIAN FRANC	MARCH 17	89.48
ITALIAN LIRA	MARCH 17	44.24

WEIGHTED AVERAGE EXCHANGE VALUE INDICES, MAR 1973 = 100  
(G-10 COUNTRIES PLUS SWITZERLAND)

U.S. DOLLAR	MARCH 17	112.03
GERMAN MARK	MARCH 17	136.27
JAPANESE YEN	MARCH 17	121.51
DUTCH GUILDER	MARCH 17	122.21
U.K. POUND	MARCH 17	77.94
CANADIAN DOLLAR	MARCH 17	88.91
FRENCH FRANC	MARCH 17	78.77
SWISS FRANC	MARCH 17	190.72
BELGIAN FRANC	MARCH 17	97.74
ITALIAN LIRA	MARCH 17	45.76
SWEDISH KRONA	MARCH 17	82.63

CHART 2. 3-MONTH FORWARD EXCHANGE RATES, PREMIUM OR DISCOUNT

CANADIAN DOLLAR	MARCH 17	-0.82
U.K. POUND	MARCH 17	1.70
GERMAN MARK	MARCH 17	5.68
FRENCH FRANC	MARCH 17	-2.84
SWISS FRANC	MARCH 17	8.63
DUTCH GUILDER	MARCH 17	5.84
JAPANESE YEN	MARCH 17	8.36
ITALIAN LIRA	MARCH 17	-6.96

SERIES NAME

LAST VALUE PLOTTED  
DATE VALUE

CHART 3. GOLD PRICE IN LONDON, AFTERNOON FIXING

U.S. DOLLARS PER FINE OUNCE MARCH 17 321.50

CHART 4. CALL MONEY RATES

U.S. FEDERAL FUNDS	MARCH 17	14.89
OVERNIGHT EURO-DOLLAR DEPOSITS	MARCH 17	14.97
U.K. 2-DAY LOCAL AUTHORITY DEPOSITS	MARCH 12	13.75
CANADA	MARCH 5	15.55
GERMANY	MARCH 12	10.00
EURO-DM	MARCH 5	9.68
JAPAN	MARCH 12	6.63
FRANCE	MARCH 12	14.25
NETHERLANDS	JAN. 1	10.30
EURO-SWISS FRANC	MARCH 5	4.85

CHART 5. 3-MONTH INTEREST RATES

U.S. 90-DAY CD'S, SECONDARY MARKET	MARCH 17	14.31
GERMAN INTERBANK LOAN	MARCH 17	9.90
JAPANESE BANK LOANS & DISCOUNTS	MARCH 17	6.54
CANADIAN FINANCE PAPER	MARCH 17	15.40
INTERBANK STERLING	MARCH 17	13.38
SWISS INTERBANK LOAN	MARCH 17	6.50
WEIGHTED AVERAGE FOREIGN INTEREST RATE (G-10 COUNTRIES PLUS SWITZERLAND)	MARCH 17	11.33

CHART 6. EURO-DOLLAR DEPOSIT RATES: LONDON

OVERNIGHT	MARCH 17	14.97
7-DAY	MARCH 17	14.92
1-MONTH	MARCH 17	14.98
3-MONTH	MARCH 17	14.99
6-MONTH	MARCH 17	14.99
1-YEAR	MARCH 17	14.84

CHART 7. SELECTED EURC-DOLLAR AND U.S. MONEY MARKET RATES

OVERNIGHT EURO-DOLLAR DEPOSITS	MARCH 17	14.97
U.S. FEDERAL FUNDS	MARCH 17	14.89
DIFFERENTIAL ADJ. FOR RESERVE REQUIREMENTS	MARCH 17	0.09
3-MONTH EURO-DOLLAR DEPOSIT RATE	MARCH 17	14.99
U.S. 90-DAY CD'S, SECONDARY MARKET	MARCH 17	14.31
DIFFERENTIAL	MARCH 17	0.68

SERIES NAME

LAST VALUE PLOTTED  
DATE VALUE

CHART 8. INTEREST ARBITRAGE, 3-MONTH FUNDS

EURO-DOLLAR DEPOSIT	MARCH 17	14.99
INTERBANK STERLING (LONDON), COVERED	MARCH 17	15.13
DIFFERENTIAL	MARCH 17	-0.14
U.S. COMMERCIAL PAPER	MARCH 17	13.90
CANADIAN FINANCE PAPER, COVERED	MARCH 17	14.55
DIFFERENTIAL	MARCH 17	-0.65
EURO-DOLLAR DEPOSIT	MARCH 17	14.99
INTERBANK DM (FRANKFURT), COVERED	MARCH 17	15.72
DIFFERENTIAL	MARCH 17	-0.73
EURO-DOLLAR DEPOSIT	MARCH 17	14.99
SWISS INTERBANK, COVERED	MARCH 17	15.27
DIFFERENTIAL	MARCH 17	-0.28

CHART 9. LONG TERM GOVERNMENT BOND YIELDS

UNITED STATES	MARCH 12	13.80
GERMANY	MARCH 5	9.65
JAPAN (MONTHLY)	FEB.	7.85
SWITZERLAND	MARCH 5	5.42
CANADA	MARCH 5	14.88
FRANCE	JAN. 1	16.44
NETHERLANDS	JAN. 1	11.12
UNITED KINGDOM	MARCH 5	12.09

U.S. CORPORATE

AAA BONDS	FEB.	15.27
EURO-DOLLAR BONDS	JAN.	12.97

CHART 10. STOCK INDICES

UNITED STATES	MARCH 10	111.79
UNITED KINGDOM	MARCH 10	123.01
CANADA	MARCH 10	155.96
GERMANY	MARCH 10	100.59
SWITZERLAND	MARCH 10	82.07
NETHERLANDS	MARCH 10	82.87
FRANCE	MARCH 10	99.62
JAPAN	MARCH 10	144.56

# FEDERAL RESERVE statistical release



H. 10 (512)

## FOREIGN EXCHANGE RATES

MARCH 23, 1982

FOR THE WEEK ENDING MARCH 19, 1982

The Board of Governors of the Federal Reserve System is advised that the Federal Reserve Bank of New York has certified for customs purposes the following buying rate in New York City for cable transfers payable in foreign currencies:

COUNTRY	MONETARY UNIT	(CURRENCY UNITS PER DOLLAR)				
		MAR. 15	MAR. 16	MAR. 17	MAR. 18	MAR. 19
ARGENTINA	PESO	10350.00	12750.00	11400.00	11400.00	11050.00
*AUSTRALIA	DOLLAR	105.86	105.99	106.02	105.88	105.65
AUSTRIA	SCHILLING	16.630	16.700	16.690	16.650	16.770
BELGIUM	FRANC	43.960	44.150	44.300	44.710	44.700
BRAZIL	CRUZEIRO	143.55	143.55	146.01	146.01	146.01
CANADA	DOLLAR	1.2180	1.2169	1.2154	1.2154	1.2204
CHILE	PESO	39.100	39.100	39.100	39.100	39.100
CHINA, P. R.	YUAN	1.8335	1.8335	1.8426	1.8426	1.8426
COLOMBIA	PESO	60.800	60.800	60.800	60.800	61.200
DENMARK	KRONE	7.9750	7.9900	7.9725	8.0200	8.0950
FINLAND	MARKKA	4.5475	4.5600	4.5630	4.5610	4.5850
FRANCE	FRANC	6.0880	6.1280	6.1360	6.2000	6.2000
GERMANY	D. MARK	2.3735	2.3775	2.3730	2.3754	2.3838
GREECE	DRACHMA	61.450	61.700	61.700	61.500	61.850
HONG KONG	DOLLAR	5.7650	5.8130	5.7940	5.8100	5.8170
INDIA	RUPEE	9.2700	9.2700	9.2900	9.2900	9.3000
INDONESIA	RUPIAH	649.00	649.00	649.00	649.00	649.00
IRAN	RIAL	NA	NA	NA	NA	NA
*IRELAND	POUND	148.50	148.20	148.25	147.75	145.80
ISRAEL	SHEKEL	18.680	18.910	18.790	18.910	19.050
ITALY	LIRA	1282.00	1286.00	1288.00	1304.00	1309.00
JAPAN	YEN	240.50	241.60	241.40	242.10	244.00
MALAYSIA	DOLLAR	2.3240	2.3260	2.3280	2.3260	2.3360
MEXICO	PESO	45.2700	45.0400	44.8100	44.8500	44.8600
NETHERLANDS	GUILDER	2.5995	2.6070	2.6065	2.6140	2.6190
*NEW ZEALAND	DOLLAR	77.800	77.650	77.700	77.700	77.500
NORWAY	KRONE	5.9975	6.0200	6.0150	6.0300	6.0400
PERU	SOL	562.00	562.00	562.00	562.00	565.40
PHILIPPINES	PESO	8.3300	8.3300	8.3300	8.3300	8.3300
PORTUGAL	ESCUDO	69.850	70.600	70.300	70.300	70.450
SINGAPORE	DOLLAR	2.1160	2.1230	2.1230	2.1205	2.1270
*SOUTH AFRICA	RAND	96.68	96.65	97.00	96.90	96.30
SOUTH KOREA	WON	714.55	714.55	715.15	715.15	715.55
SPAIN	PESETA	103.960	104.300	104.280	104.360	104.800
SRI LANKA	RUPEE	20.700	20.700	20.700	20.700	20.700
SWEDEN	KRONA	5.8260	5.8375	5.8275	5.8450	5.8275
SWITZERLAND	FRANC	1.8775	1.8820	1.8820	1.8855	1.8975
THAILAND	BAHT	23.050	23.050	23.050	23.050	23.050
*UNITED KINGDOM	POUND	180.70	180.20	180.92	180.95	179.90
VENEZUELA	BOLIVAR	4.2990	4.2990	4.2990	4.2990	4.3025

\* VALUE IN U.S. CENTS