

(516/517)

DATA FILE
LIBRARY
FEDERAL RESERVE BANK
OF CHICAGO

LIBRARY
MAR 22 1982
FEDERAL RESERVE
BANK OF CHICAGO

Selected Interest & Exchange Rates

Weekly Series of Charts

March 15, 1982

Prepared by the
FINANCIAL MARKETS
SECTION

DIVISION OF
INTERNATIONAL FINANCE

BOARD OF GOVERNORS
FEDERAL RESERVE SYSTEM
Washington, D.C. 20551

Table of Contents

TABLES

1. LATEST FIGURES PLOTTED
2. DAILY CERTIFIED SPOT EXCHANGE RATES--
H.10 RELEASE

CHARTS

1. SPOT EXCHANGE RATE INDICES
2. 3-MONTH FORWARD EXCHANGE RATES
3. GOLD PRICE--LONDON
4. CALL MONEY RATES
5. 3-MONTH INTEREST RATES
6. EURO-DOLLAR DEPOSIT RATES
7. SELECTED EURO-DOLLAR AND
U.S. MONEY MARKET RATES
8. INTEREST ARBITRAGE: 3-MONTH FUNDS
9. LONG-TERM GOVERNMENT BOND YIELDS
10. INDUSTRIAL STOCK INDICES

SUBSCRIPTION RATES:

Weekly \$15.00 per year or \$.40 each in the United States, its possessions, Canada, and Mexico; 10 or more of the same issue to one address, \$13.50 per year or \$.35 each. Elsewhere, \$20.00 per year or \$.50 each. Address requests to Publications Services, Division of Administrative Services, and make payment remittance payable to the order of the Board of Governors of the Federal Reserve System in a form collectible at par in U.S. Currency.

CHART 1

SPOT EXCHANGE INDICES

DOLLAR PRICES OF FOREIGN CURRENCIES AND WEIGHTED AVERAGE VALUES (THIN LINE)
AVERAGES FOR WEEK ENDING WEDNESDAY

RATIO SCALE
MARCH 1973=100

RATIO SCALE
MARCH 1973=100

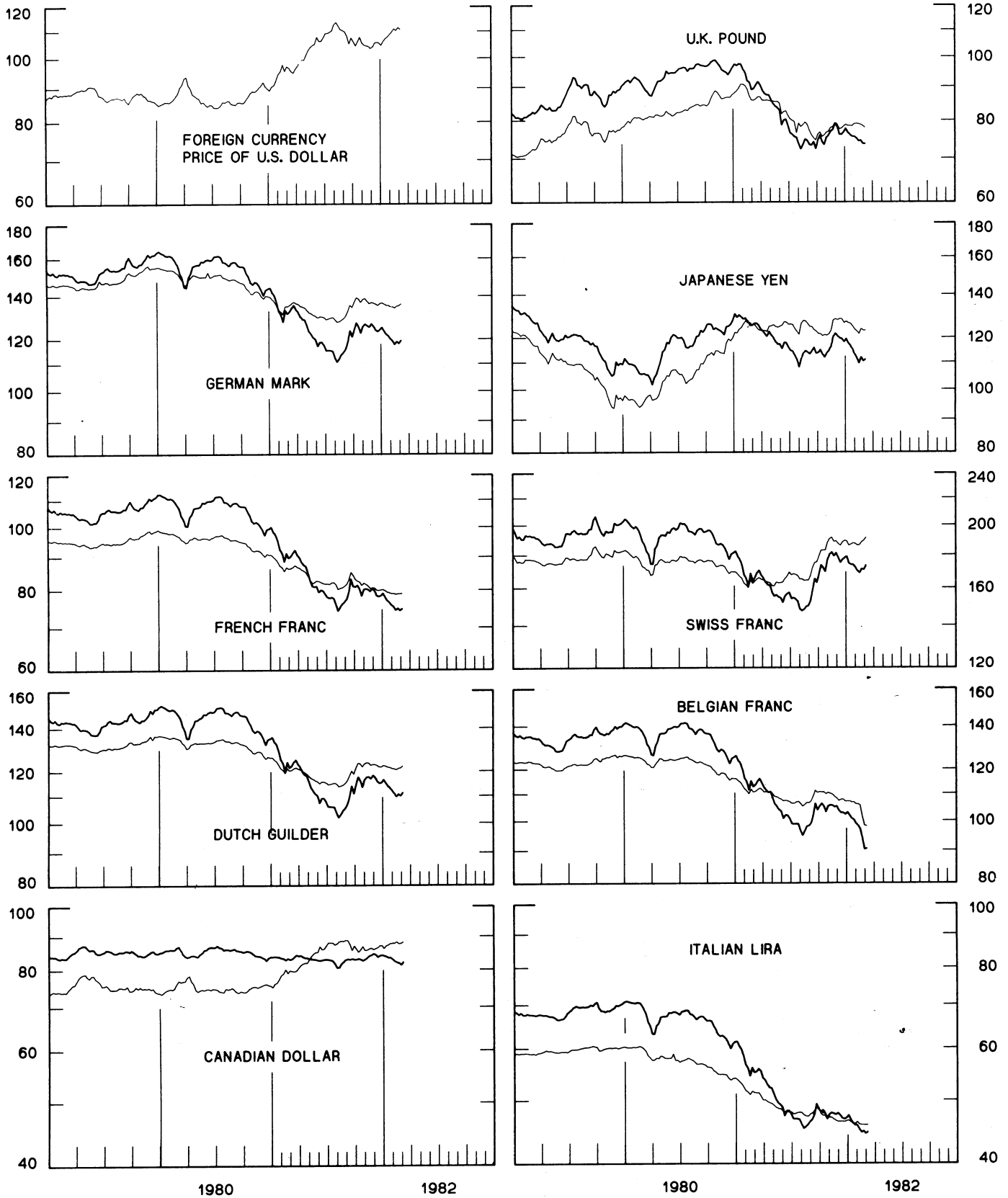


CHART 2
3-MONTH FORWARD EXCHANGE RATES
 PREMIUM (+) OR (-)
 AVERAGES FOR WEEK ENDING WEDNESDAY

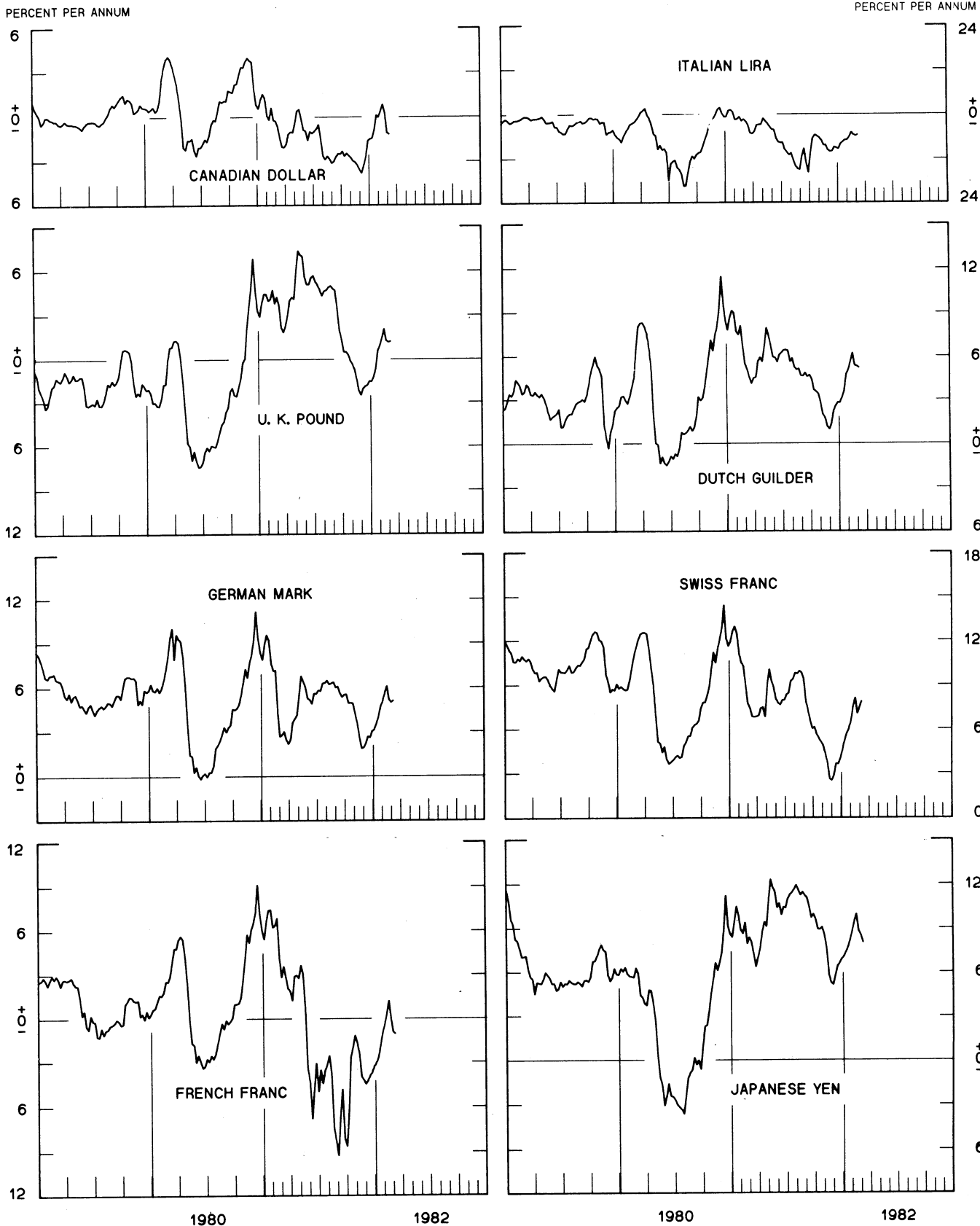


CHART 3
PRICE OF GOLD IN LONDON
AVERAGES FOR WEEK ENDING WEDNESDAY

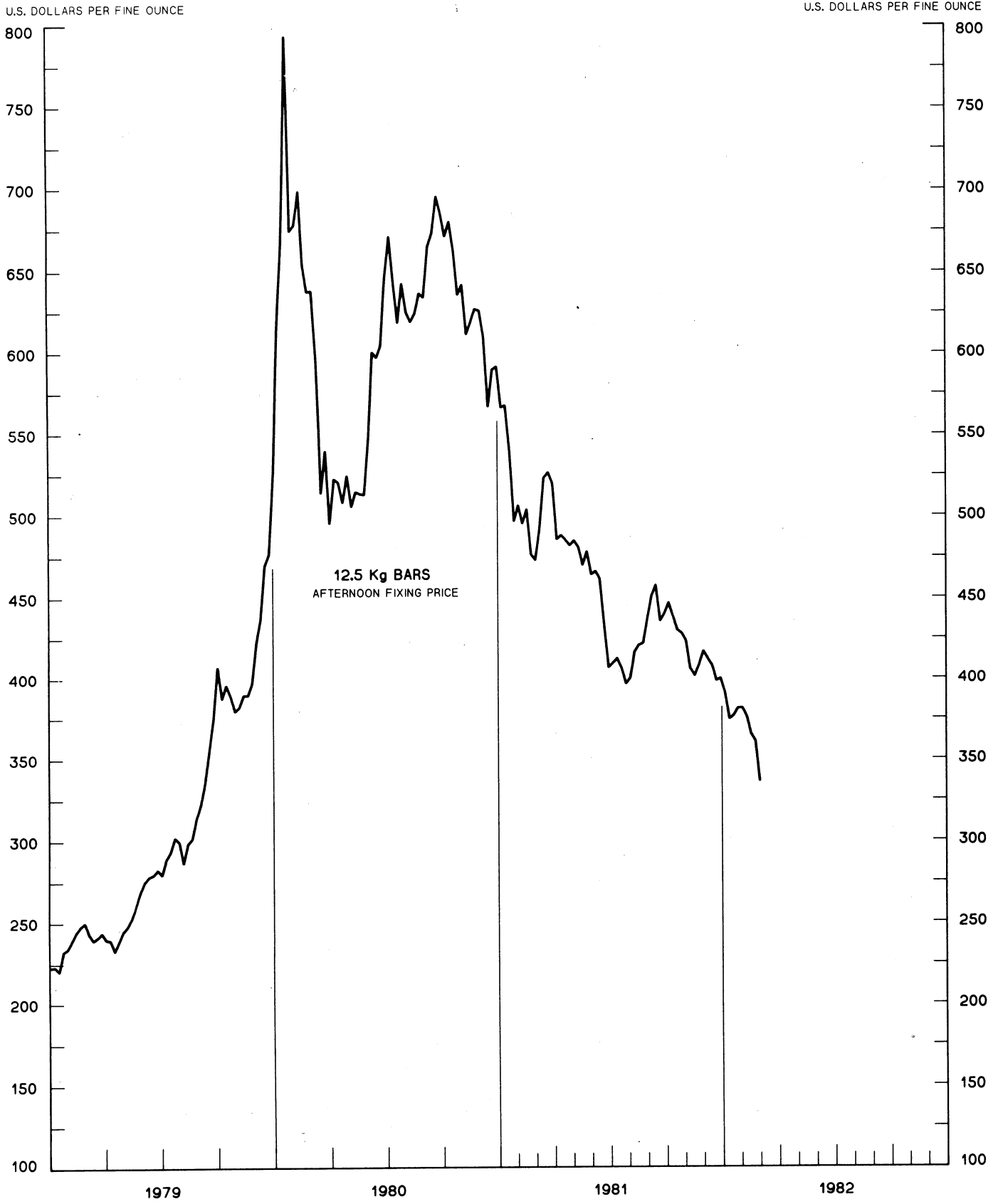
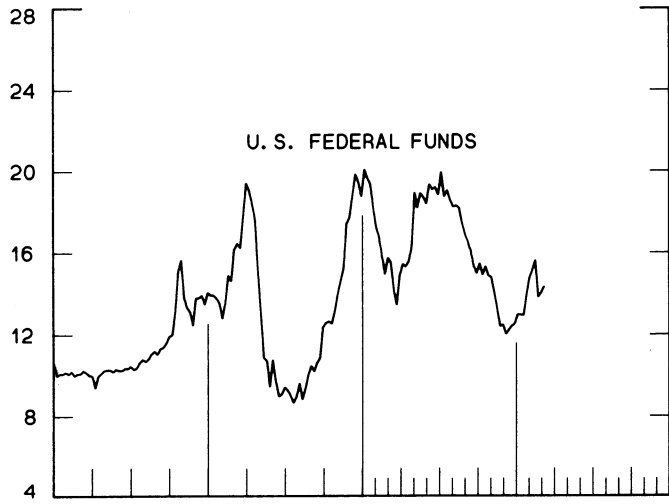
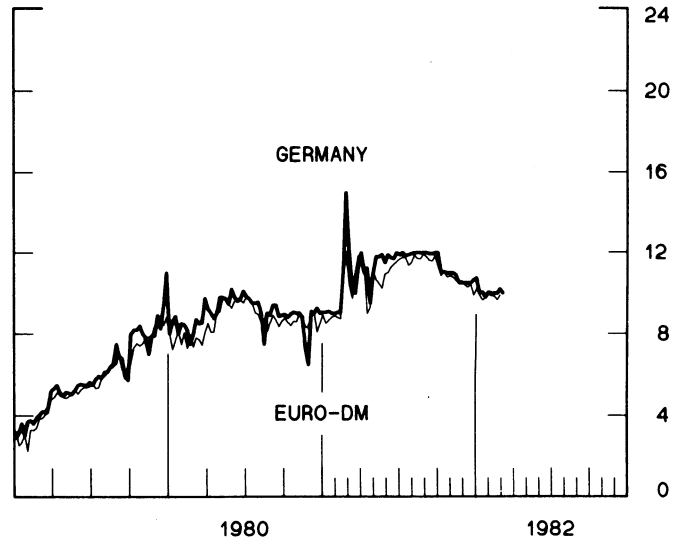
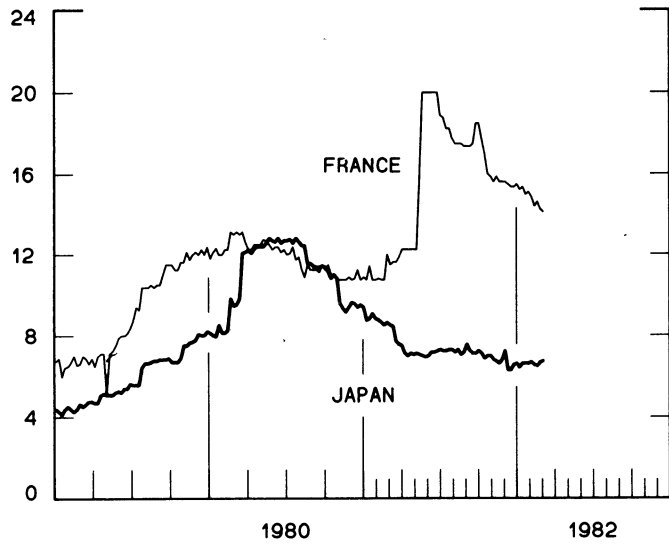
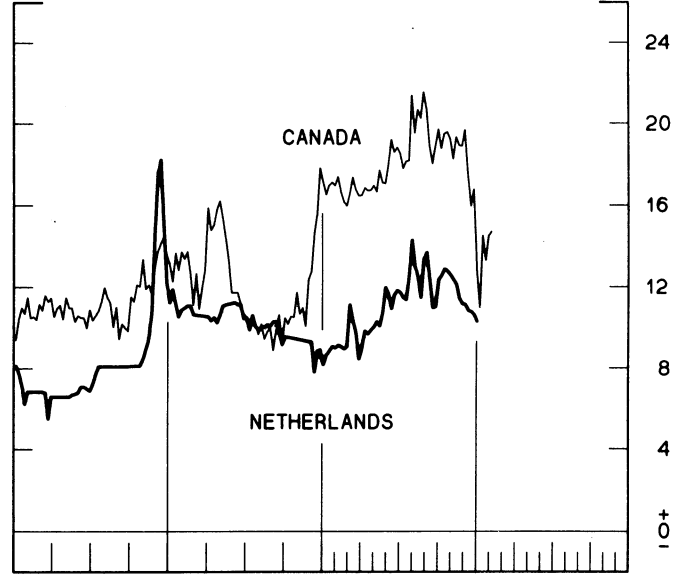
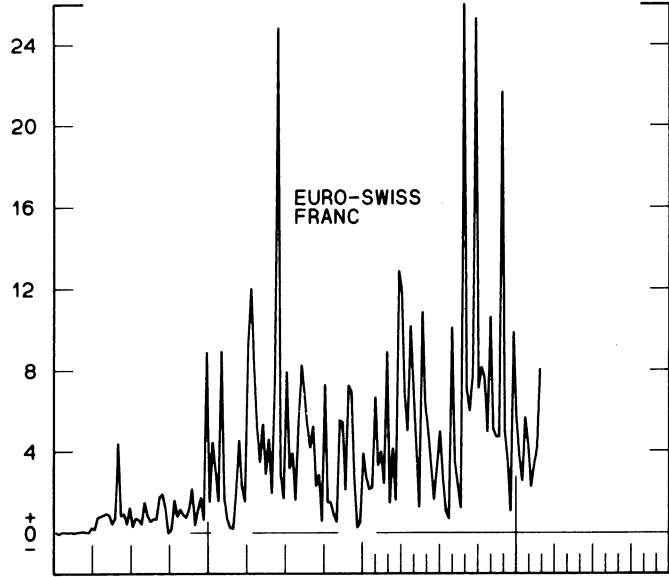
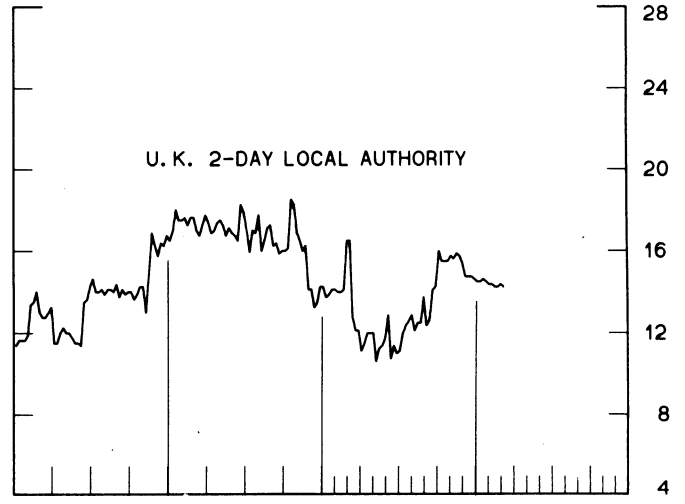


CHART 4
CALL MONEY RATES
 WEEKLY SERIES

PERCENT PER ANNUM



PERCENT PER ANNUM



1980

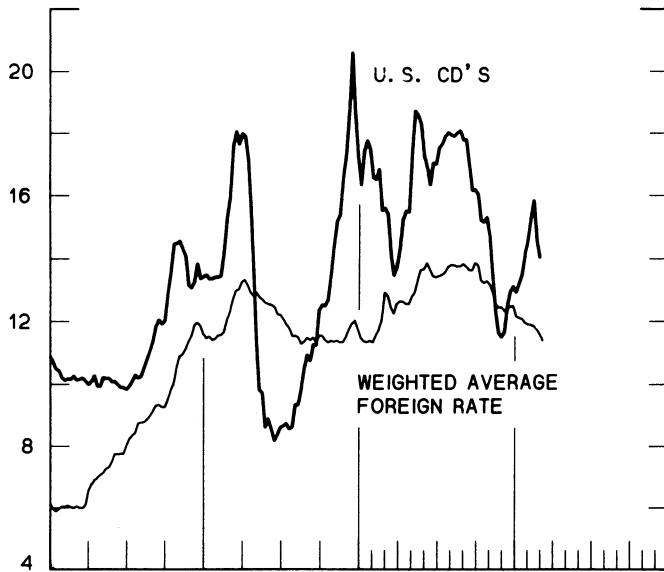
1982

1980

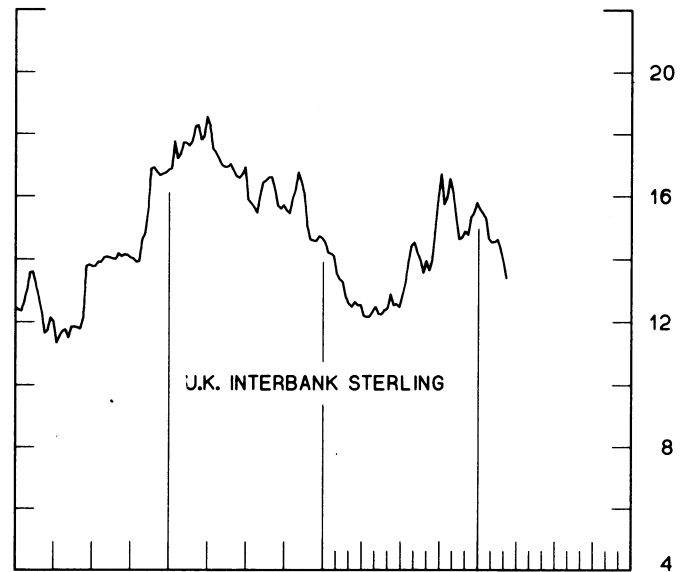
1982

CHART 5
3-MONTH INTEREST RATES
 WEEKLY SERIES

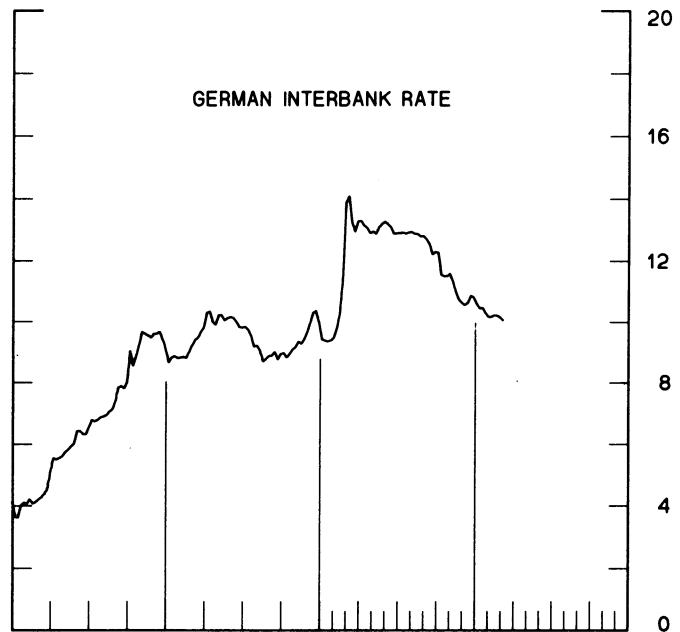
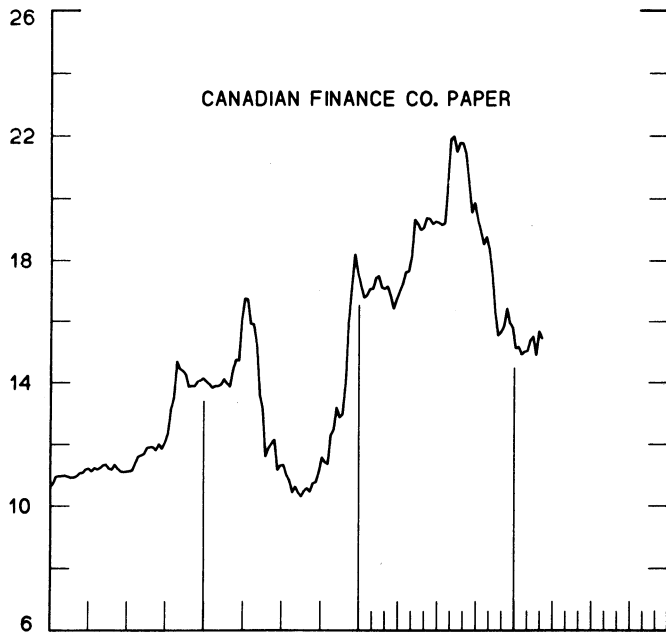
PERCENT PER ANNUM



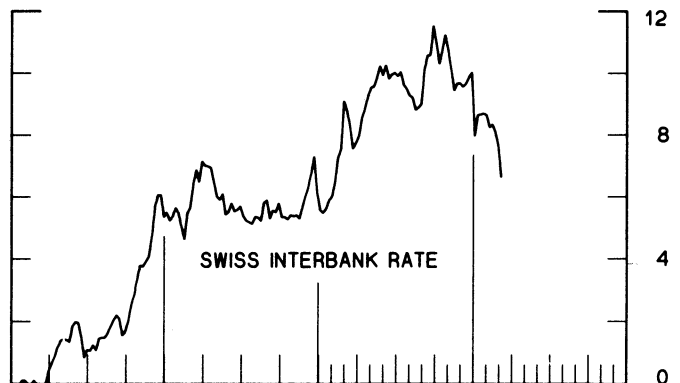
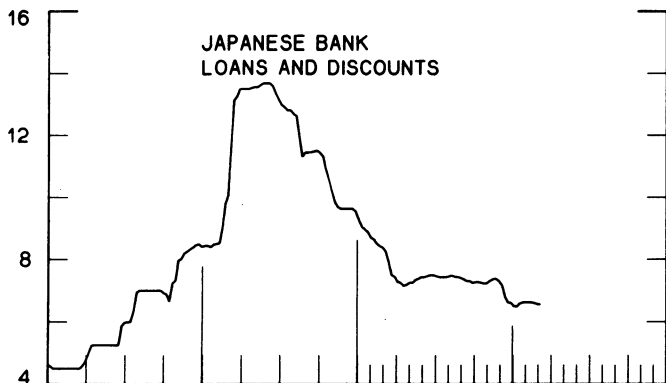
PERCENT PER ANNUM



26



16



1980

1982

1980

1982

CHART 6
EURO-DOLLAR DEPOSIT RATES LONDON
AVERAGES FOR WEEK ENDING WEDNESDAY

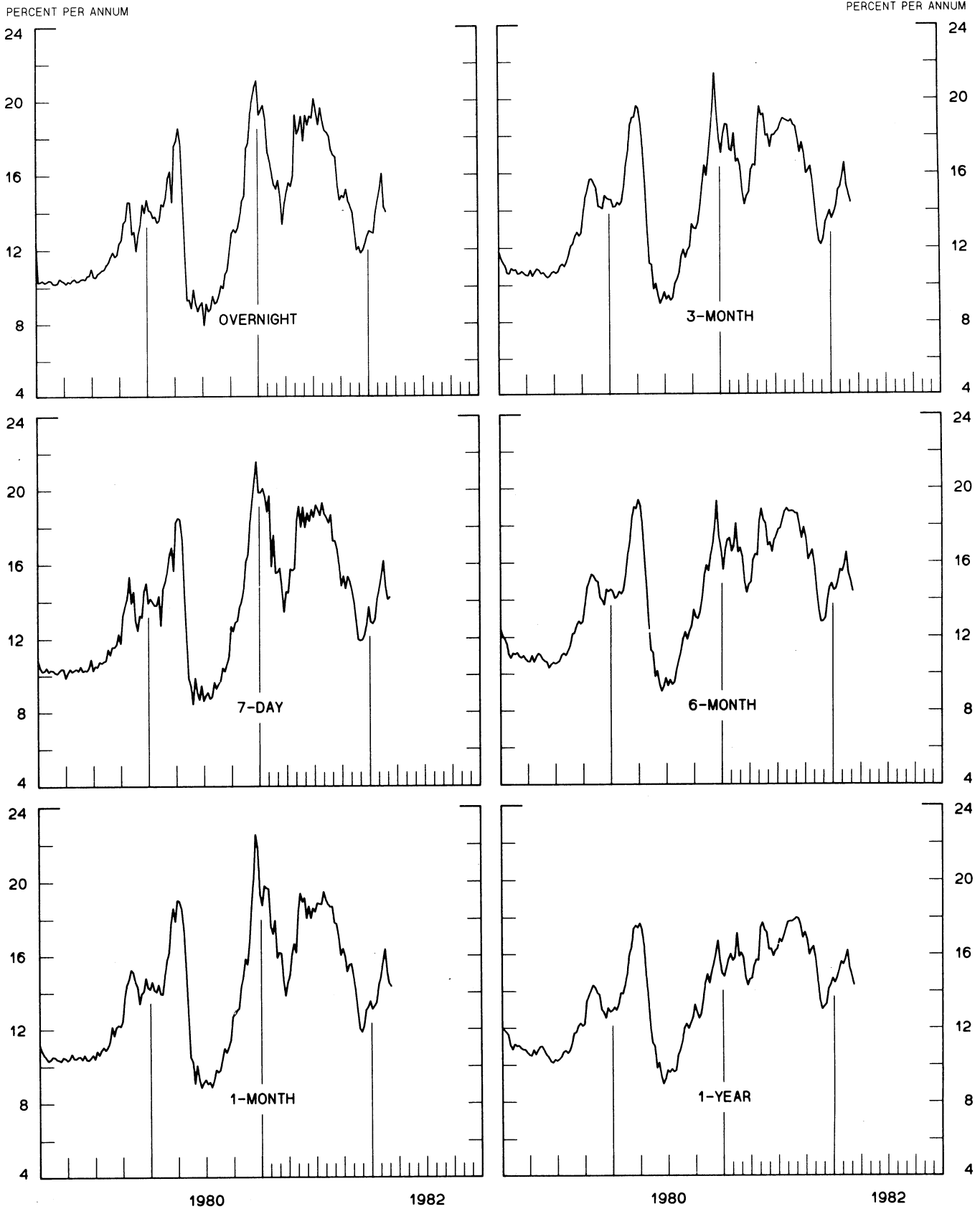
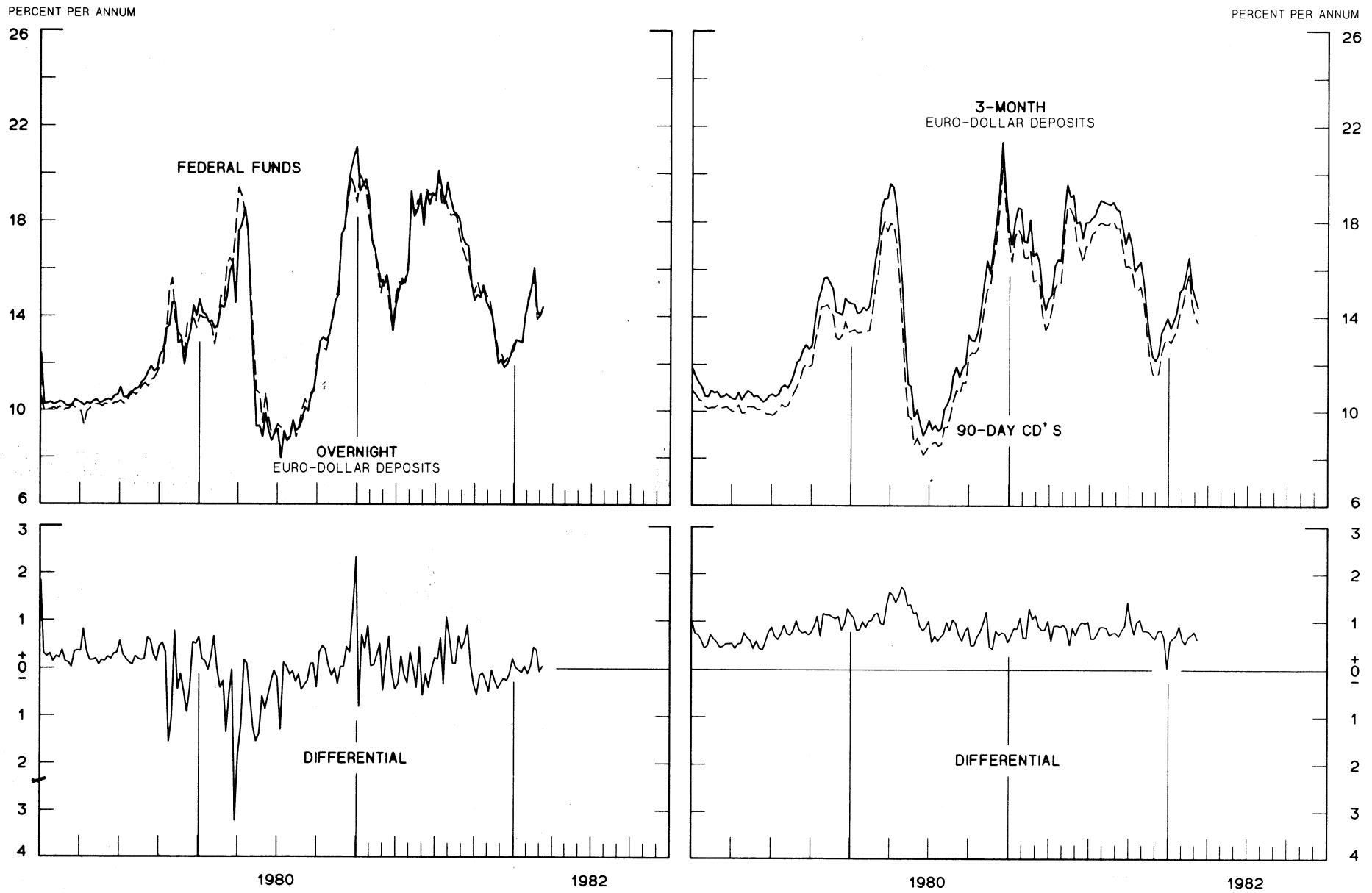


CHART 7
SELECTED EURO-DOLLAR AND U. S. MONEY MARKET RATES

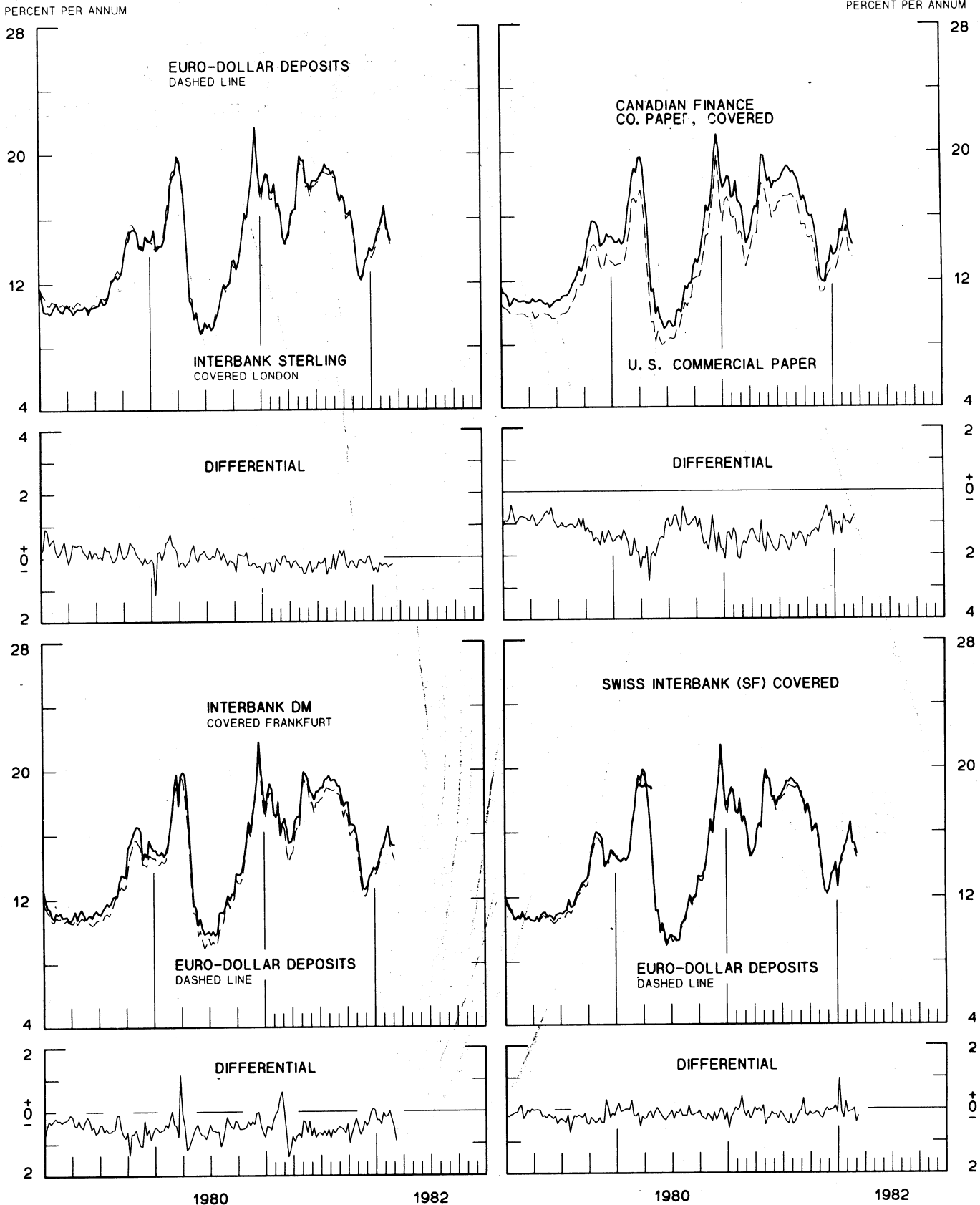
DIFFERENTIAL: PLUS(+), FAVORS BORROWING IN U. S.
 AVERAGES FOR WEEK ENDING WEDNESDAY



1 PERCENT ON DIFFERENTIAL SCALE = 2 PERCENT ON RATE SCALE

INTEREST ARBITRAGE: 3-MONTH FUNDS

DIFFERENTIAL: PLUS(+), INDICATES FAVOR DOLLAR ASSETS
AVERAGES FOR WEEK ENDING WEDNESDAY

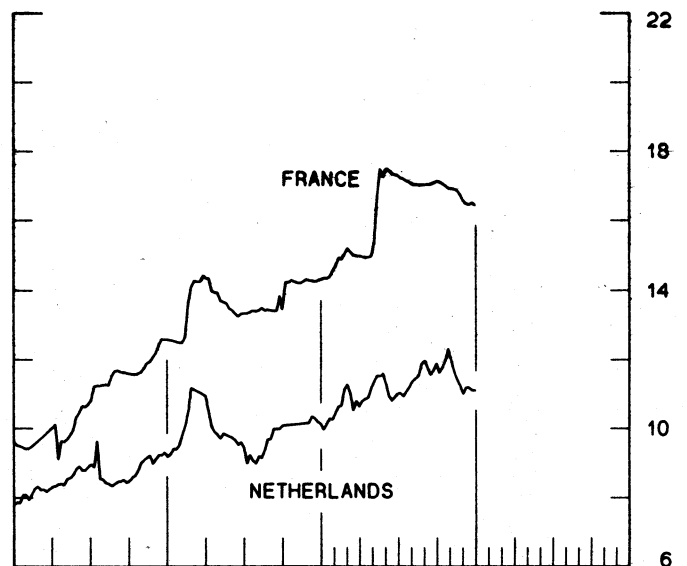
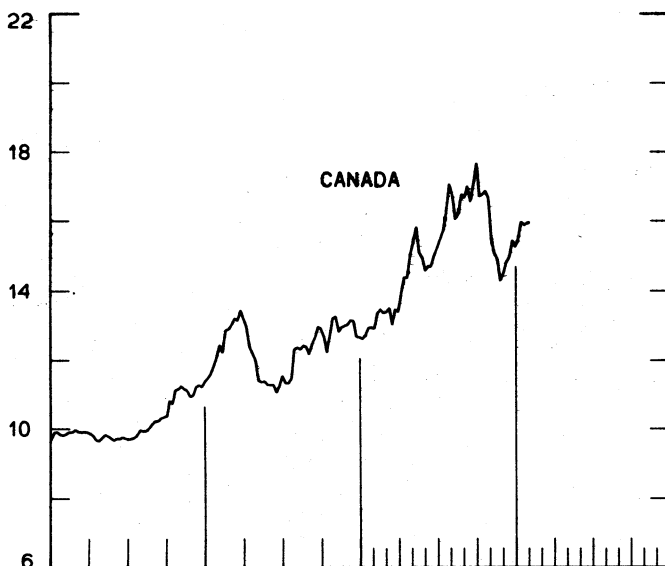
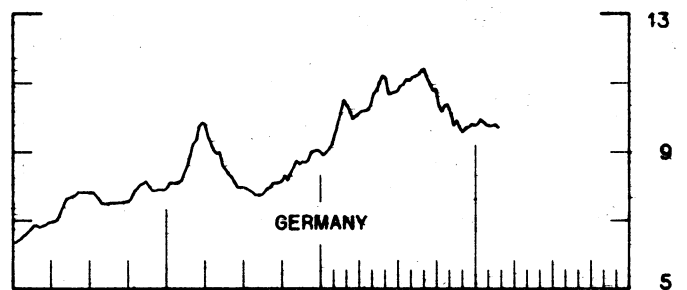
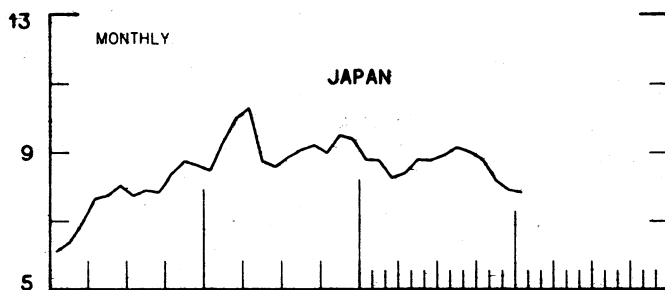
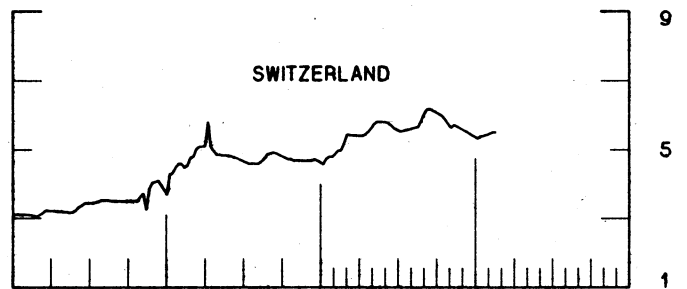
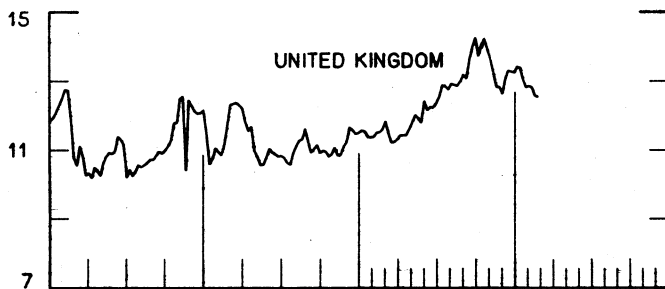
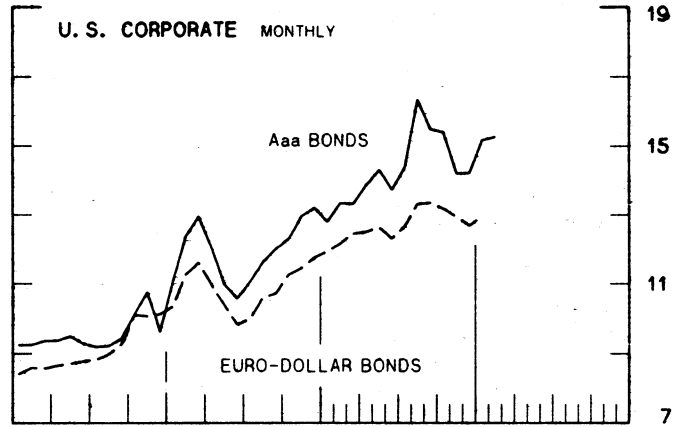
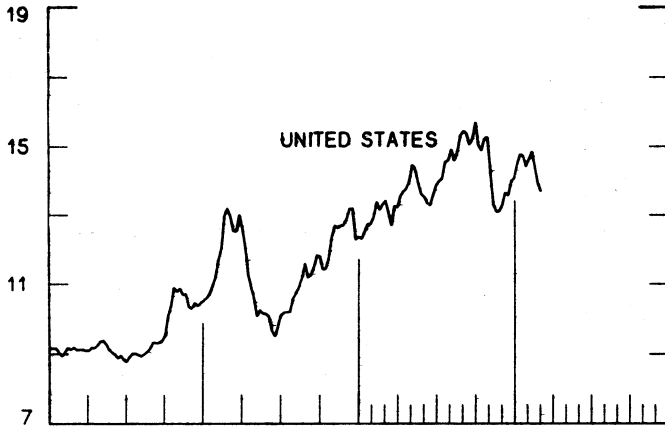


1 PERCENT ON DIFFERENTIAL SCALE = 2 PERCENT ON RATE SCALE

CHART 9
LONG-TERM GOVERNMENT BOND YIELDS
 WEEKLY SERIES

PERCENT PER ANNUM

PERCENT PER ANNUM



1980

1982

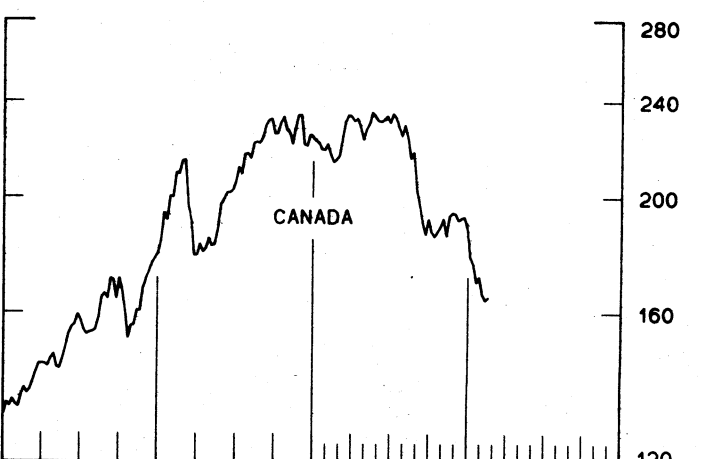
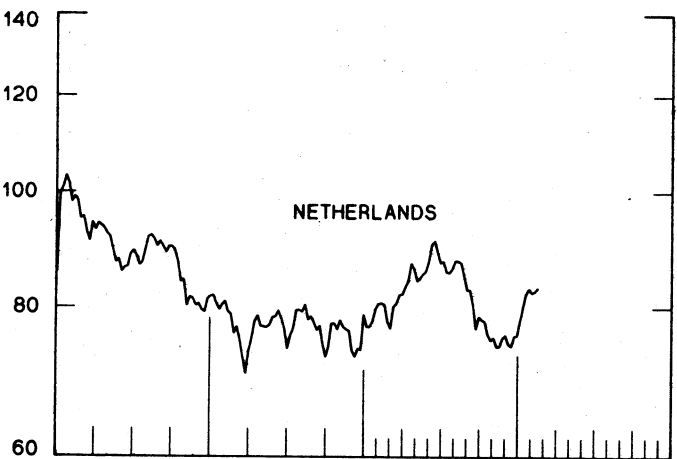
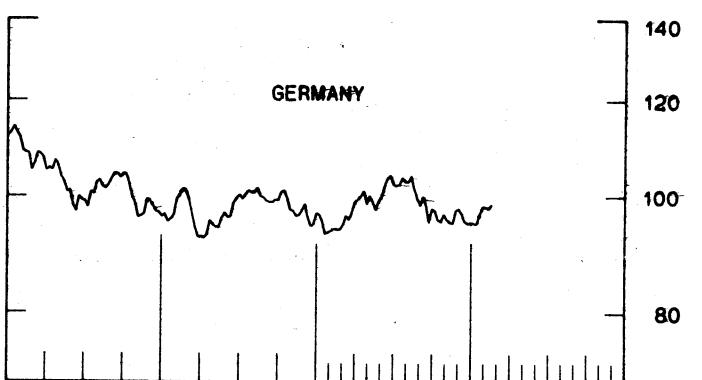
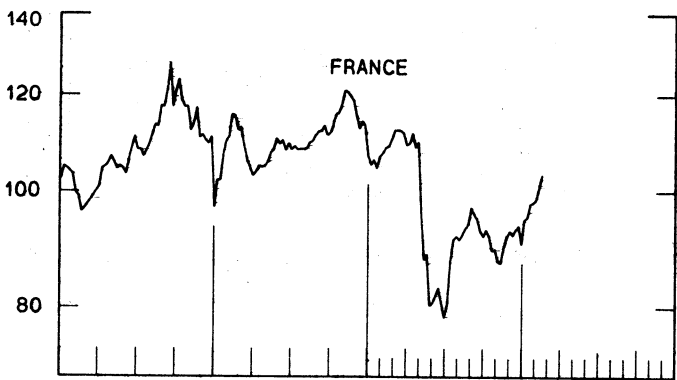
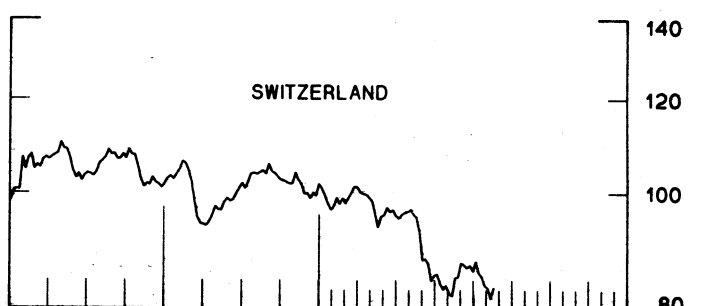
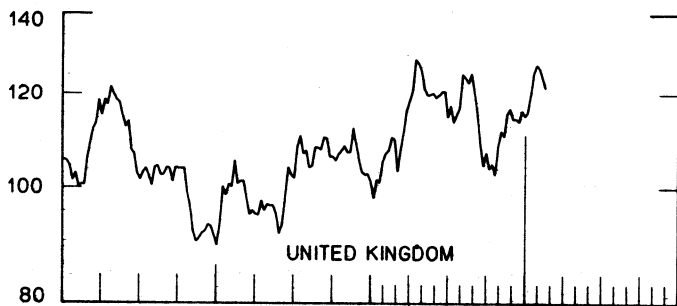
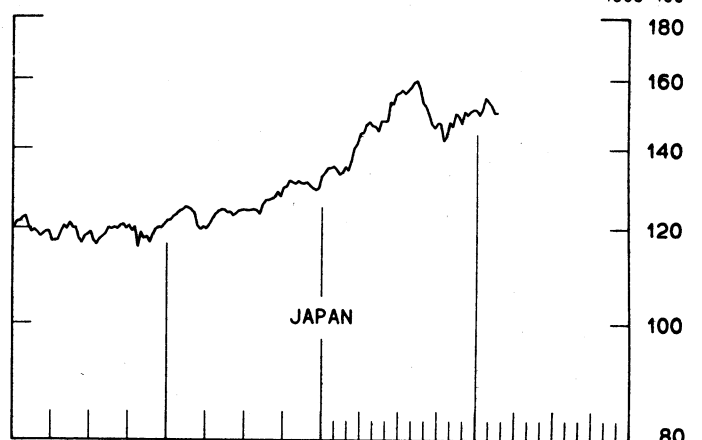
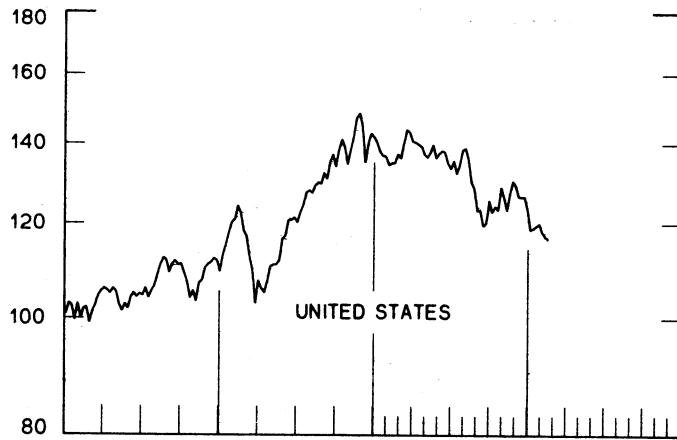
1980

1982

CHART 10
INDUSTRIAL STOCK INDICES
 WEEKLY SERIES

RATIO SCALE
 1969=100

RATIO SCALE
 1969=100



1980

1982

1980

1982

SERIES NAME

LAST VALUE PLOTTED
DATE VALUE

CHART 1. SPOT EXCHANGE RATES AND INDICES

WEEKLY AVERAGES, NOON BUYING RATES (U.S. CENTS)

GERMAN MARK	MARCH 10	42.46
JAPANESE YEN	MARCH 10	0.42391
DUTCH GUILDER	MARCH 10	38.74
U.K. POUND	MARCH 10	182.07
CANADIAN DOLLAR	MARCH 10	82.37
FRENCH FRANC	MARCH 10	16.58
SWISS FRANC	MARCH 10	53.84
BELGIAN FRANC	MARCH 10	2.29627
ITALIAN LIRA	MARCH 10	0.07865

INDICES, MARCH 1973 BASE RATES = 100

GERMAN MARK	MARCH 10	119.44
JAPANESE YEN	MARCH 10	110.99
DUTCH GUILDER	MARCH 10	111.21
U.K. POUND	MARCH 10	73.64
CANADIAN DOLLAR	MARCH 10	82.10
FRENCH FRANC	MARCH 10	74.69
SWISS FRANC	MARCH 10	173.21
BELGIAN FRANC	MARCH 10	90.48
ITALIAN LIRA	MARCH 10	44.68

WEIGHTED AVERAGE EXCHANGE VALUE INDICES, MAR 1973 = 100
(G-10 COUNTRIES PLUS SWITZERLAND)

U.S. DOLLAR	MARCH 10	110.89
GERMAN MARK	MARCH 10	136.32
JAPANESE YEN	MARCH 10	123.12
DUTCH GUILDER	MARCH 10	122.23
U.K. POUND	MARCH 10	78.04
CANADIAN DOLLAR	MARCH 10	88.26
FRENCH FRANC	MARCH 10	79.09
SWISS FRANC	MARCH 10	191.34
BELGIAN FRANC	MARCH 10	98.06
ITALIAN LIRA	MARCH 10	45.86
SWEDISH KRONA	MARCH 10	82.69

CHART 2. 3-MONTH FORWARD EXCHANGE RATES, PREMIUM OR DISCOUNT

CANADIAN DOLLAR	MARCH 10	-1.19
U.K. POUND	MARCH 10	1.19
GERMAN MARK	MARCH 10	5.11
FRENCH FRANC	MARCH 10	-1.04
SWISS FRANC	MARCH 10	7.84
DUTCH GUILDER	MARCH 10	5.19
JAPANESE YEN	MARCH 10	8.01
ITALIAN LIRA	MARCH 10	-5.71

SERIES NAME	LAST VALUE PLOTTED	
	DATE	VALUE
CHART 3. GOLD PRICE IN LONDON, AFTERNOON FIXING		
U.S. DOLLARS PER FINE OUNCE	MARCH 10	336.33
CHART 4. CALL MONEY RATES		
U.S. FEDERAL FUNDS	MARCH 10	14.35
OVERNIGHT EURO-DOLLAR DEPOSITS	MARCH 10	14.40
U.K. 2-DAY LOCAL AUTHORITY DEPOSITS	MARCH 5	14.25
CANADA	FEB. 5	14.75
GERMANY	MARCH 5	10.00
EURO-DM	FEB. 26	9.91
JAPAN	MARCH 5	6.75
FRANCE	MARCH 5	14.13
NETHERLANDS	JAN. 1	10.30
EURO-SWISS FRANC	FEB. 26	8.05
CHART 5. 3-MONTH INTEREST RATES		
U.S. 90-DAY CD'S, SECONDARY MARKET	MARCH 10	13.77
GERMAN INTERBANK LOAN	MARCH 10	10.08
JAPANESE BANK LOANS & DISCOUNTS	MARCH 10	6.56
CANADIAN FINANCE PAPER	MARCH 10	15.44
INTERBANK STERLING	MARCH 10	13.40
SWISS INTERBANK LOAN	MARCH 10	6.65
WEIGHTED AVERAGE FOREIGN INTEREST RATE (G-10 COUNTRIES PLUS SWITZERLAND)	MARCH 10	11.38
CHART 6. EURO-DOLLAR DEPOSIT RATES: LONDON		
OVERNIGHT	MARCH 10	14.40
7-DAY	MARCH 10	14.24
1-MONTH	MARCH 10	14.34
3-MONTH	MARCH 10	14.41
6-MONTH	MARCH 10	14.44
1-YEAR	MARCH 10	14.34
CHART 7. SELECTED EURO-DOLLAR AND U.S. MONEY MARKET RATES		
OVERNIGHT EURO-DOLLAR DEPOSITS	MARCH 10	14.40
U.S. FEDERAL FUNDS	MARCH 10	14.35
DIFFERENTIAL ADJ. FOR RESERVE REQUIREMENTS	MARCH 10	0.05
3-MONTH EURO-DOLLAR DEPOSIT RATE	MARCH 10	14.41
U.S. 90-DAY CD'S, SECONDARY MARKET	MARCH 10	13.77
DIFFERENTIAL	MARCH 10	0.64

SERIES NAME

LAST VALUE PLOTTED
DATE VALUE

CHART 8. INTEREST ARBITRAGE, 3-MONTH FUNDS

EURO-DOLLAR DEPOSIT	MARCH 10	14.41
INTERBANK STERLING (LONDON), COVERED	MARCH 10	14.63
DIFFERENTIAL	MARCH 10	-0.22
U.S. COMMERCIAL PAPER	MARCH 10	13.43
CANADIAN FINANCE PAPER, COVERED	MARCH 10	14.20
DIFFERENTIAL	MARCH 10	-0.77
EURO-DOLLAR DEPOSIT	MARCH 10	14.41
INTERBANK DM (FRANKFURT), COVERED	MARCH 10	15.32
DIFFERENTIAL	MARCH 10	-0.91
EURO-DOLLAR DEPOSIT	MARCH 10	14.41
SWISS INTERBANK, COVERED	MARCH 10	14.62
DIFFERENTIAL	MARCH 10	-0.21

CHART 9. LONG TERM GOVERNMENT BOND YIELDS

UNITED STATES	MARCH 5	13.70
GERMANY	FEB. 26	9.73
JAPAN (MONTHLY)	JAN.	7.86
SWITZERLAND	FEB. 19	5.52
CANADA	FEB. 5	15.97
FRANCE	JAN. 1	16.44
NETHERLANDS	JAN. 1	11.12
UNITED KINGDOM	FEB. 26	12.55

U.S. CORPORATE

AAA BONDS	FEB.	15.27
EURO-DOLLAR BONDS	JAN.	12.97

CHART 10. STOCK INDICES

UNITED STATES	FEB. 24	116.49
UNITED KINGDOM	FEB. 24	121.49
CANADA	FEB. 24	165.16
GERMANY	FEB. 24	98.59
SWITZERLAND	FEB. 24	83.51
NETHERLANDS	FEB. 24	83.23
FRANCE	FEB. 24	103.24
JAPAN	FEB. 24	150.32

FEDERAL RESERVE statistical release



H. 10 (512)

FOREIGN EXCHANGE RATES

MARCH 12, 1982

FOR THE WEEK ENDING MARCH 12, 1982

The Board of Governors of the Federal Reserve System is advised that the Federal Reserve Bank of New York has certified for customs purposes the following noon buying rate in New York City for cable transfers payable in foreign currencies:

COUNTRY	MONETARY UNIT	(CURRENCY UNITS PER DOLLAR)				
		MAR. 8	MAR. 9	MAR. 10	MAR. 11	MAR. 12
ARGENTINA	PESO	10200.00	10200.00	10200.00	10200.00	10350.00
*AUSTRALIA	DOLLAR	106.90	106.40	106.35	106.08	105.95
AUSTRIA	SCHILLING	16.430	16.560	16.605	16.600	16.720
BELGIUM	FRANC	43.360	43.760	43.700	43.860	43.910
BRAZIL	CRUZEIRO	141.15	141.15	141.15	141.15	141.15
CANADA	DOLLAR	1.2136	1.2123	1.2127	1.2118	1.2155
CHILE	PESO	39.100	39.100	39.100	39.100	39.100
CHINA, P. R.	YUAN	1.8171	1.8171	1.8299	1.8229	1.8335
COLOMBIA	PESO	60.800	60.800	60.800	60.800	60.800
DENMARK	KRONE	7.8725	7.9550	7.9180	7.9575	7.9735
FINLAND	MARKKA	4.5025	4.5290	4.5300	4.5330	4.5580
FRANCE	FRANC	6.0010	6.0640	6.0480	6.0730	6.0950
GERMANY	D. MARK	2.3430	2.3675	2.3583	2.3710	2.3795
GREECE	DRACHMA	60.750	61.200	61.350	61.300	61.300
HONG KONG	DOLLAR	5.8350	5.8550	5.8060	5.7930	5.7790
INDIA	RUPEE	9.2600	9.2700	9.2700	9.2700	9.2900
INDONESIA	RUPIAH	649.00	649.00	649.00	649.00	649.00
IRAN	RIAL	NA	NA	NA	NA	NA
*IRELAND	POUND	150.25	148.95	149.55	148.90	148.10
ISRAEL	SHEKEL	18.440	18.520	18.420	18.610	18.680
ITALY	LIRA	1263.50	1278.00	1274.00	1279.00	1286.00
JAPAN	YEN	234.30	237.55	237.25	239.40	240.10
MALAYSIA	DOLLAR	2.3040	2.3220	2.3195	2.3290	2.3350
MEXICO	PESO	45.3000	45.3500	45.4000	45.3000	45.3200
NETHERLANDS	GUILDER	2.5660	2.5925	2.5820	2.5960	2.6035
*NEW ZEALAND	DOLLAR	78.500	78.000	78.000	77.930	77.850
NORWAY	KRONE	5.9475	5.9830	5.9740	5.9920	5.9950
PERU	SOL	556.25	556.25	556.25	556.25	562.00
PHILIPPINES	PESO	8.3300	8.3300	8.3300	8.3300	8.3300
PORTUGAL	ESCUDO	69.000	69.400	69.500	69.430	69.900
SINGAPORE	DOLLAR	2.1030	2.1220	2.1160	2.1230	2.1285
*SOUTH AFRICA	RAND	100.95	99.21	98.50	98.00	97.80
SOUTH KOREA	WON	712.45	712.45	712.45	712.45	712.45
SPAIN	PESETA	102.750	103.700	103.850	104.100	104.670
SRI LANKA	RUPEE	20.700	20.700	20.700	20.700	20.700
SWEDEN	KRONA	5.7525	5.7975	5.7875	5.8130	5.8140
SWITZERLAND	FRANC	1.8420	1.8655	1.8590	1.8695	1.8805
THAILAND	BAHT	23.050	23.050	23.050	23.050	23.050
*UNITED KINGDOM	POUND	182.50	180.35	181.00	180.50	179.75
VENEZUELA	BOLIVAR	4.3085	4.3085	4.3085	4.3085	4.2960

* VALUE IN U.S. CENTS