

DATA FILE  
LIBRARY  
FEDERAL RESERVE BANK  
OF CHICAGO

LIBRARY  
MAR 5 1982  
FEDERAL RESERVE BANK  
OF CHICAGO

# Selected Interest & Exchange Rates

## Weekly Series of Charts

March 1, 1982

Prepared by the  
FINANCIAL MARKETS  
SECTION

DIVISION OF  
INTERNATIONAL FINANCE

BOARD OF GOVERNORS  
FEDERAL RESERVE SYSTEM  
Washington, D.C. 20551

---

# Table of Contents

## **TABLES**

1. LATEST FIGURES PLOTTED
2. DAILY CERTIFIED SPOT EXCHANGE RATES--  
H.10 RELEASE

## **CHARTS**

1. SPOT EXCHANGE RATE INDICES
2. 3-MONTH FORWARD EXCHANGE RATES
3. GOLD PRICE--LONDON
4. CALL MONEY RATES
5. 3-MONTH INTEREST RATES
6. EURO-DOLLAR DEPOSIT RATES
7. SELECTED EURO-DOLLAR AND  
U.S. MONEY MARKET RATES
8. INTEREST ARBITRAGE: 3-MONTH FUNDS
9. LONG-TERM GOVERNMENT BOND YIELDS
10. INDUSTRIAL STOCK INDICES

## **SUBSCRIPTION RATES:**

Weekly \$15.00 per year or \$.40 each in the United States, its possessions, Canada, and Mexico; 10 or more of the same issue to one address, \$13.50 per year or \$.35 each. Elsewhere, \$20.00 per year or \$.50 each. Address requests to Publications Services, Division of Administrative Services, and make payment remittance payable to the order of the Board of Governors of the Federal Reserve System in a form collectible at par in U.S. Currency.

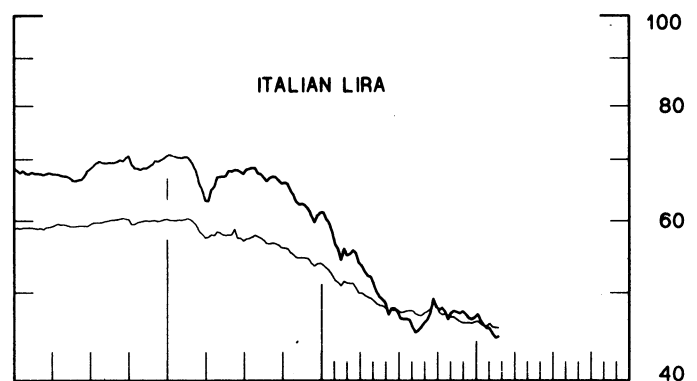
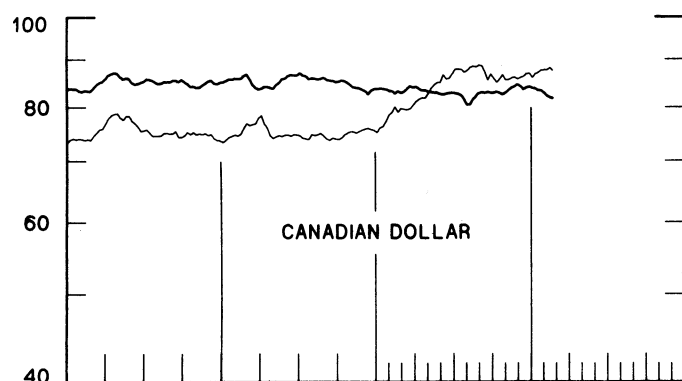
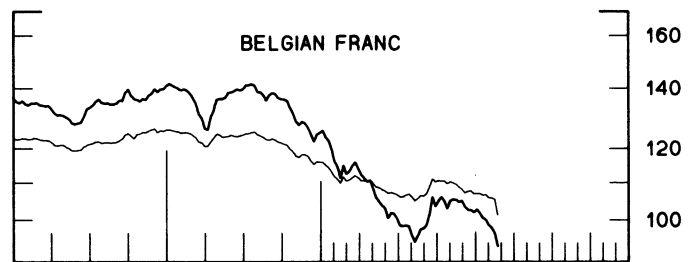
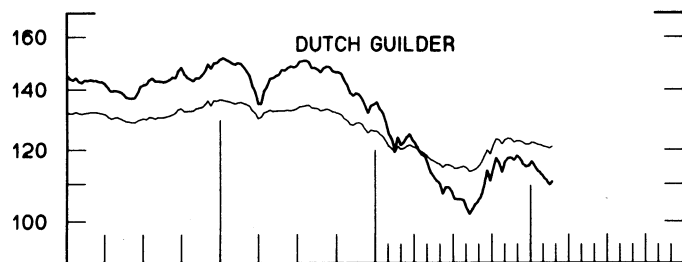
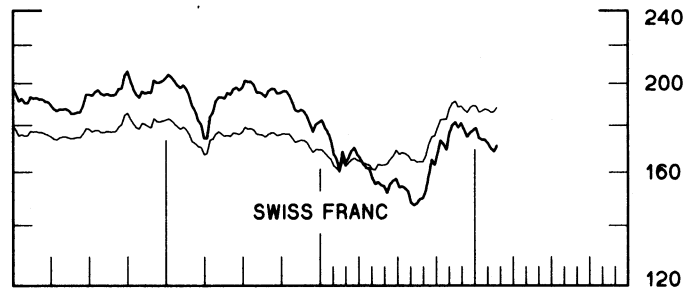
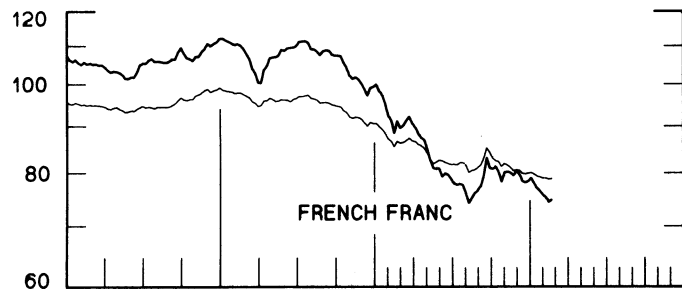
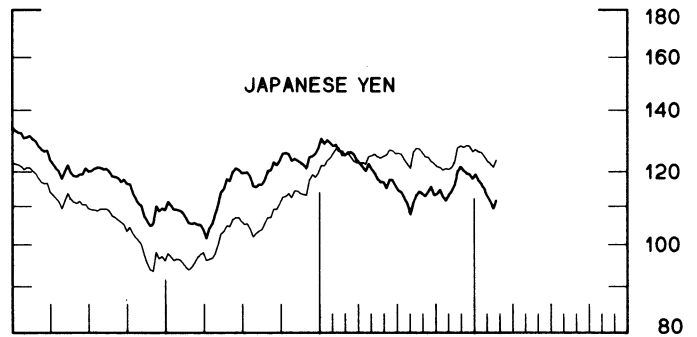
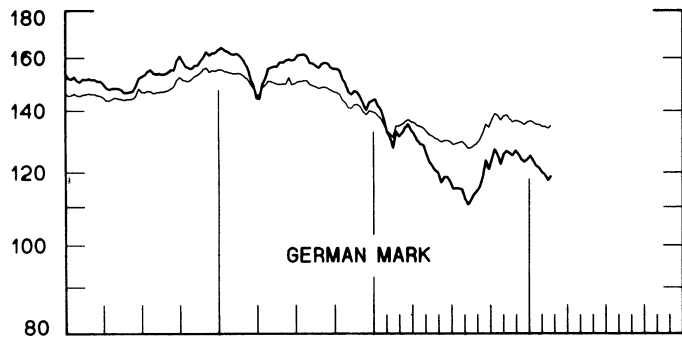
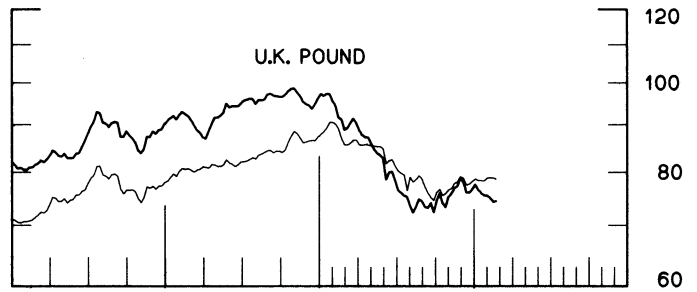
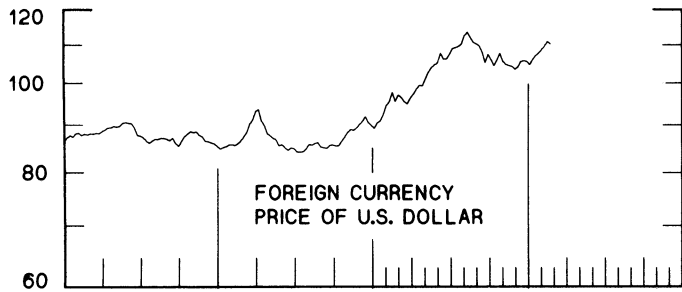
CHART 1

# SPOT EXCHANGE INDICES

DOLLAR PRICES OF FOREIGN CURRENCIES AND WEIGHTED AVERAGE VALUES (THIN LINE)  
AVERAGES FOR WEEK ENDING WEDNESDAY

RATIO SCALE  
MARCH 1973=100

RATIO SCALE  
MARCH 1973=100



1980

1982

1980

1982

CHART 2  
**3-MONTH FORWARD EXCHANGE RATES**  
 PREMIUM (+) OR (-)  
 AVERAGES FOR WEEK ENDING WEDNESDAY

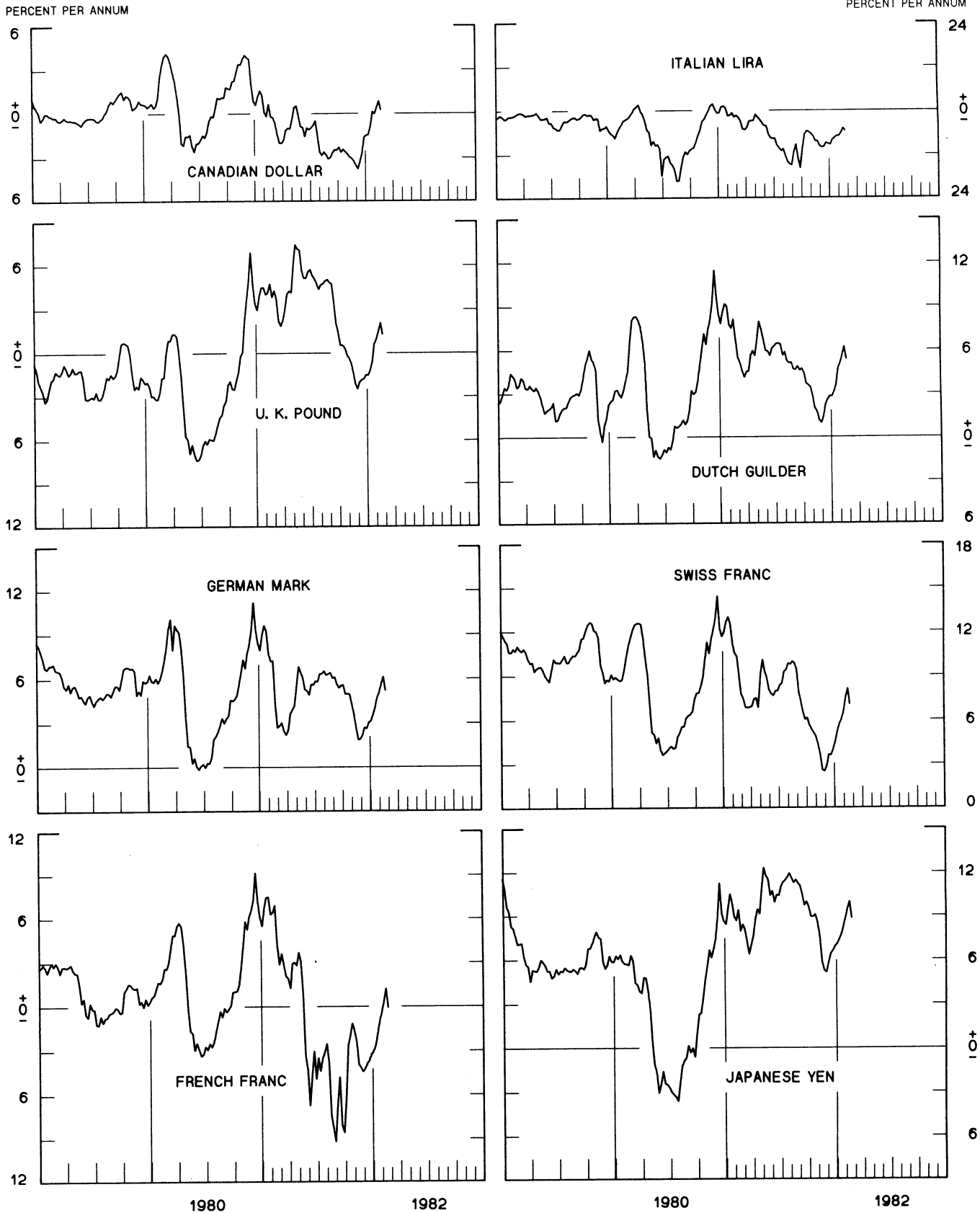


CHART 3  
**PRICE OF GOLD IN LONDON**  
 AVERAGES FOR WEEK ENDING WEDNESDAY

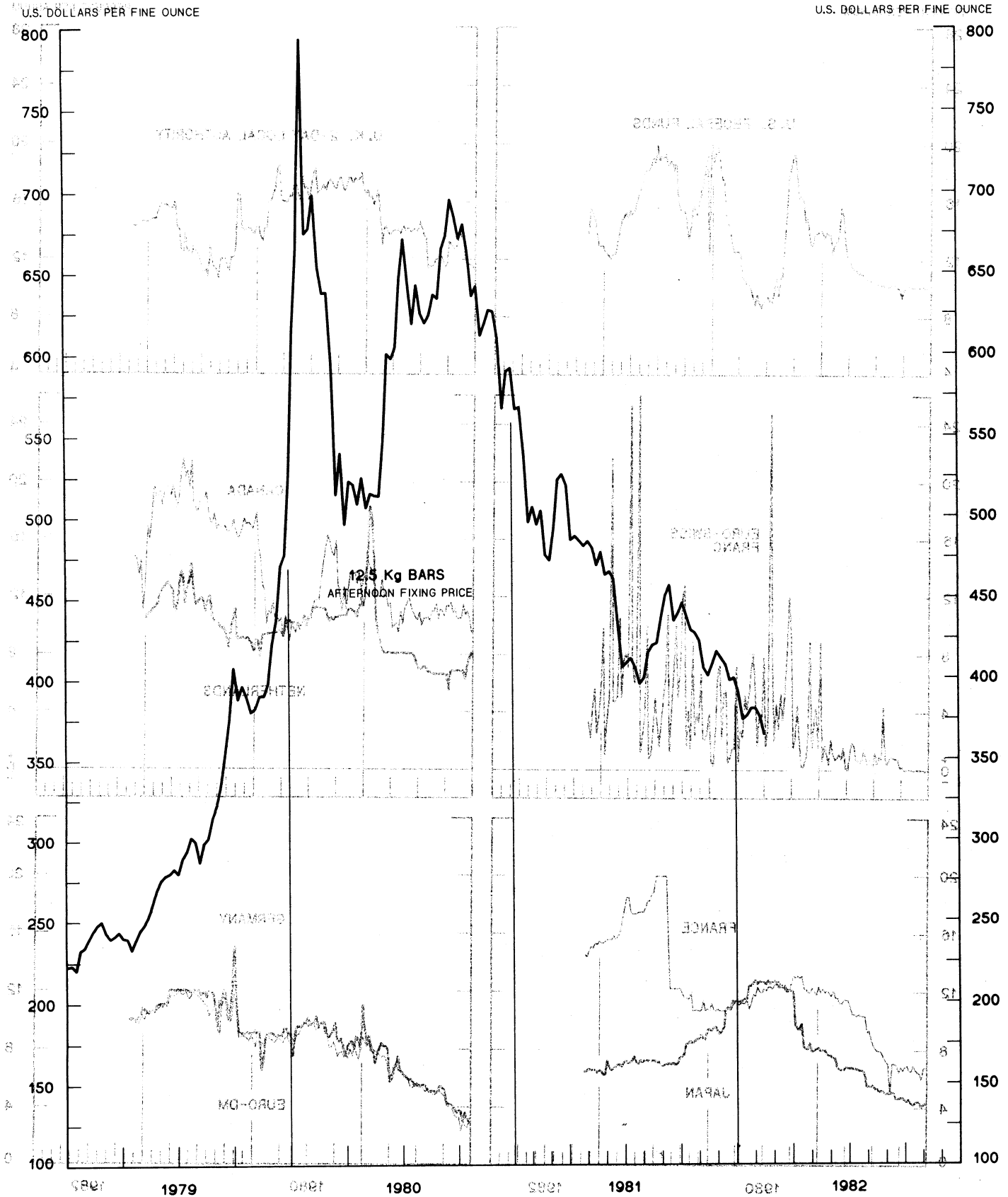
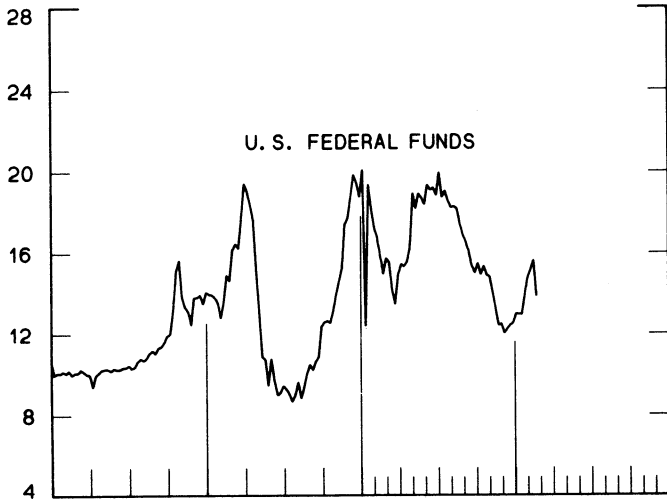
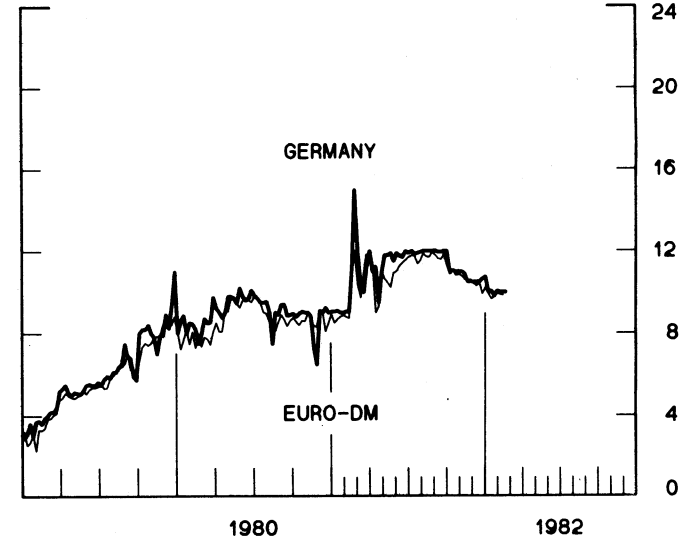
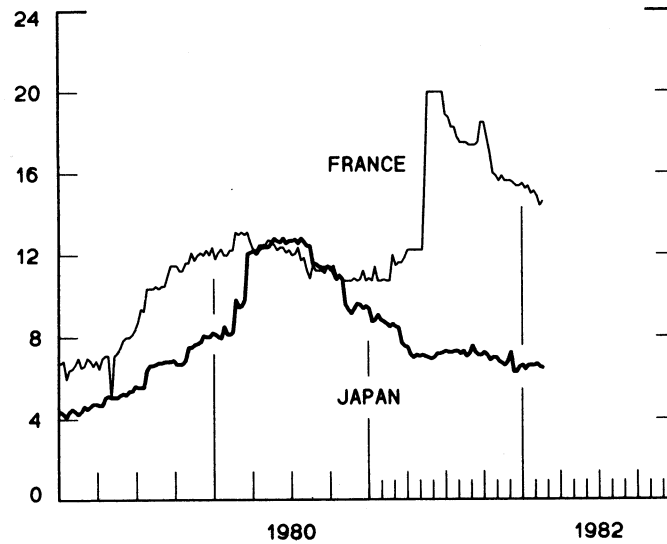
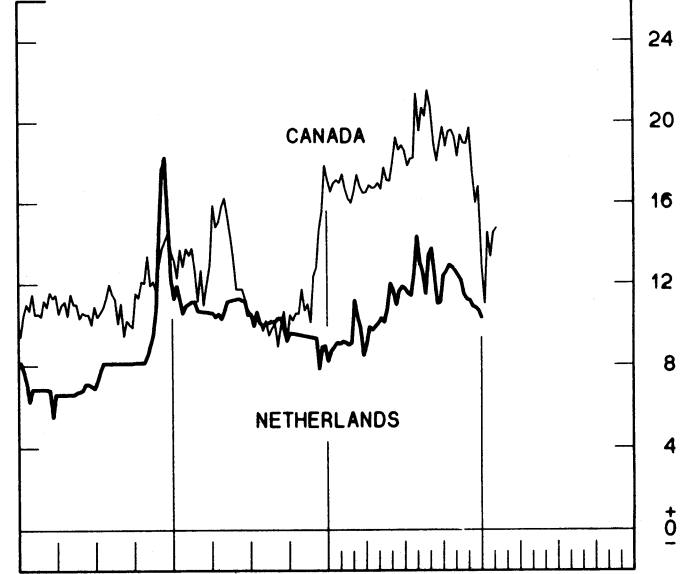
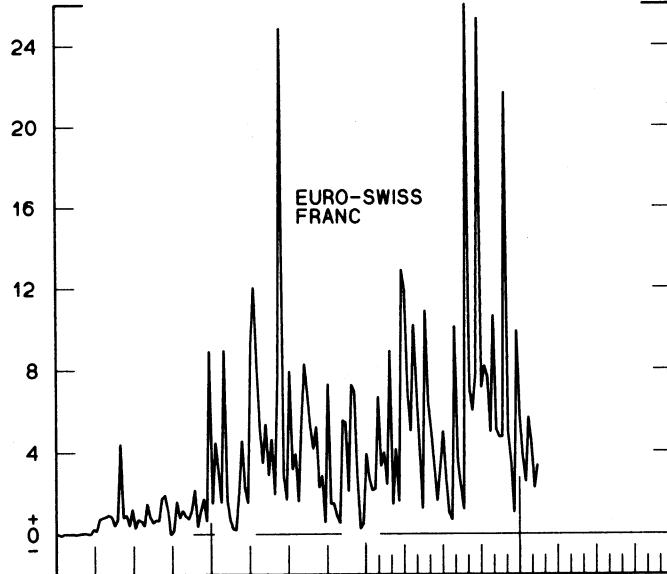
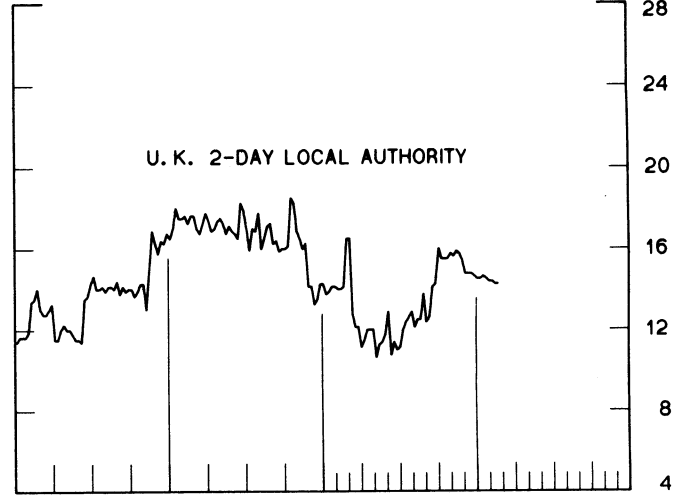


CHART 4  
**CALL MONEY RATES**  
 WEEKLY SERIES

PERCENT PER ANNUM



PERCENT PER ANNUM



1980

1982

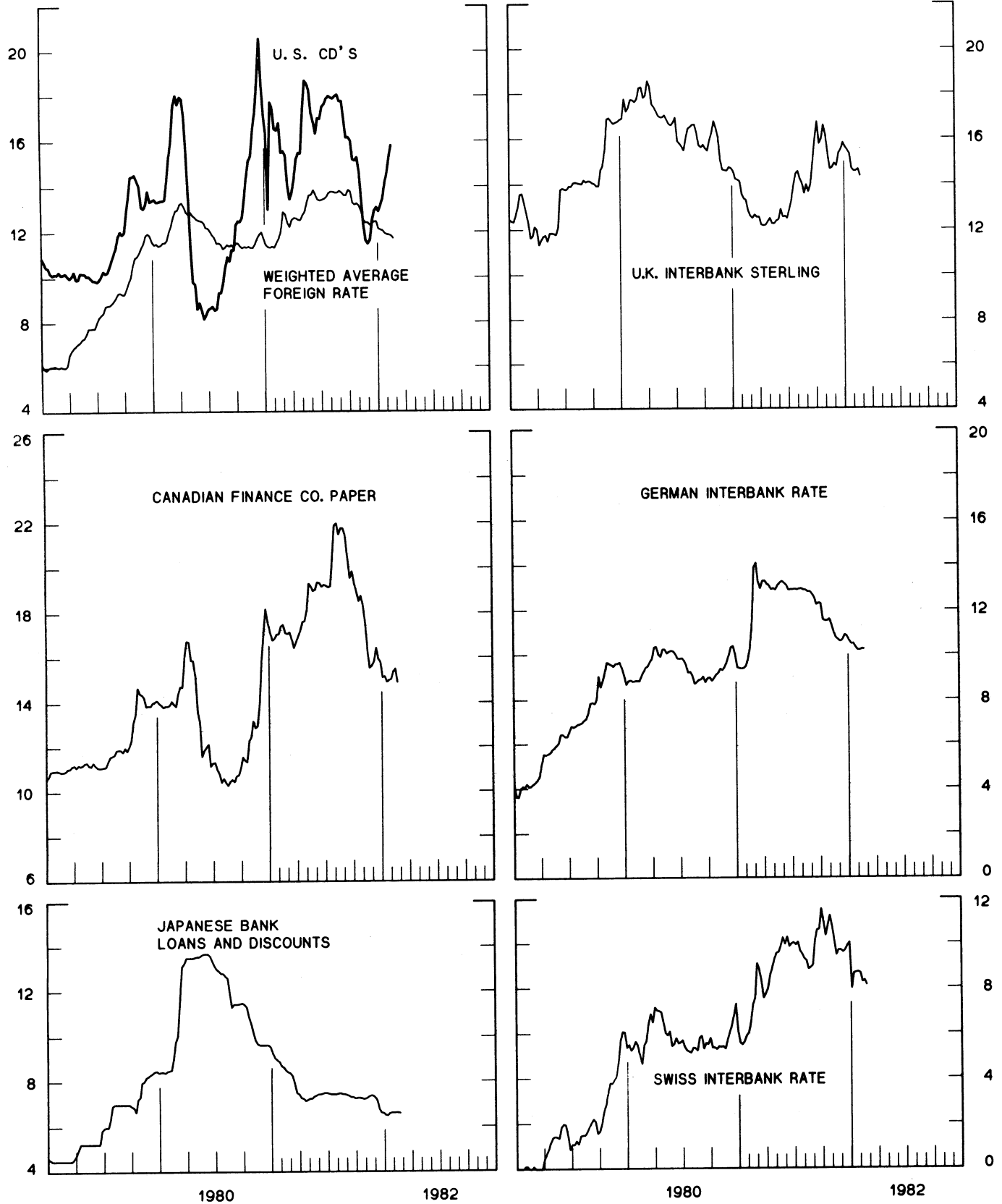
1980

1982

CHART 5  
3-MONTH INTEREST RATES  
WEEKLY SERIES

PERCENT PER ANNUM

PERCENT PER ANNUM



# EURO-DOLLAR DEPOSIT RATES LONDON

AVERAGES FOR WEEK ENDING WEDNESDAY

PERCENT PER ANNUM

PERCENT PER ANNUM

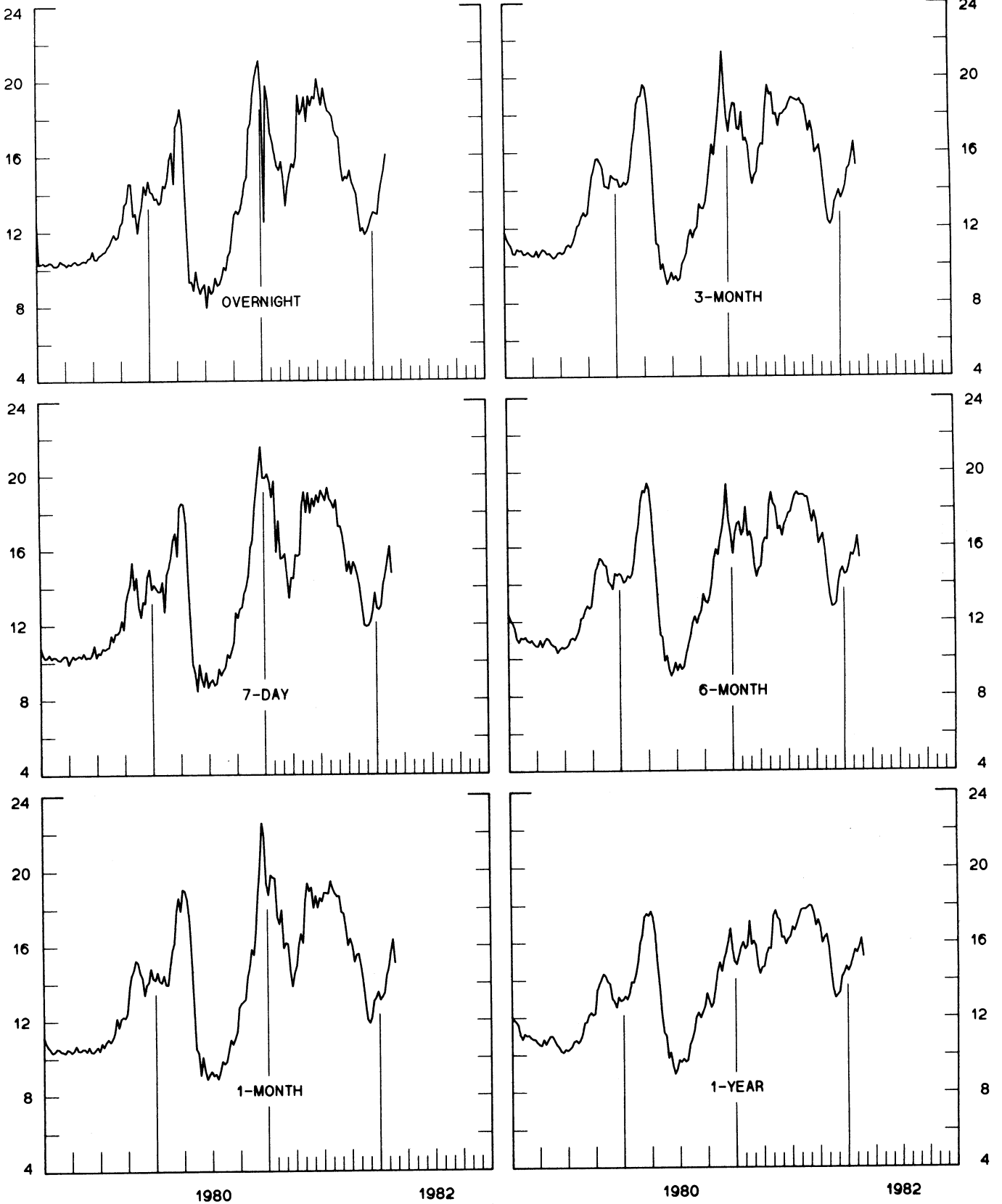


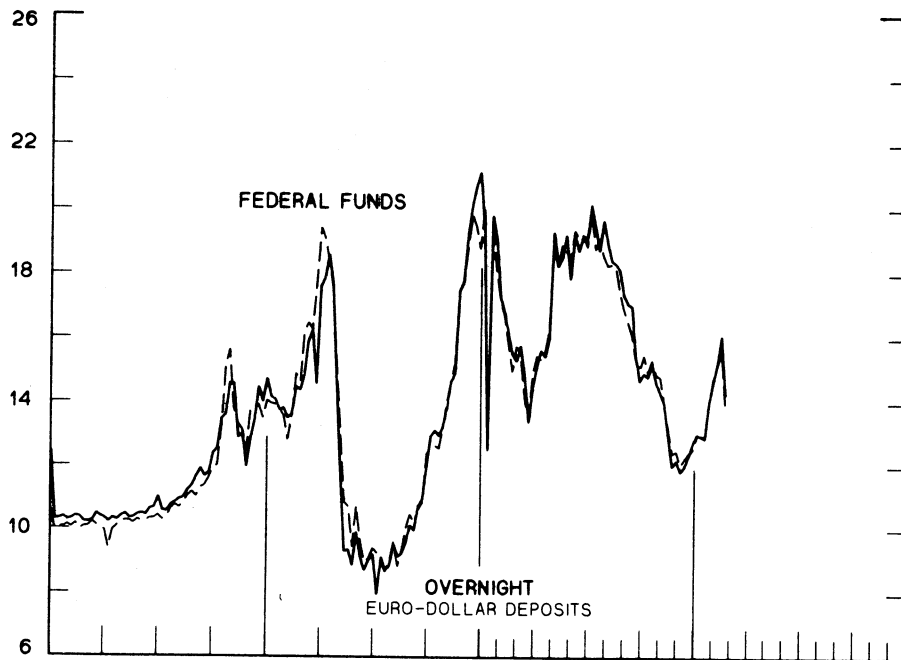


CHART 7

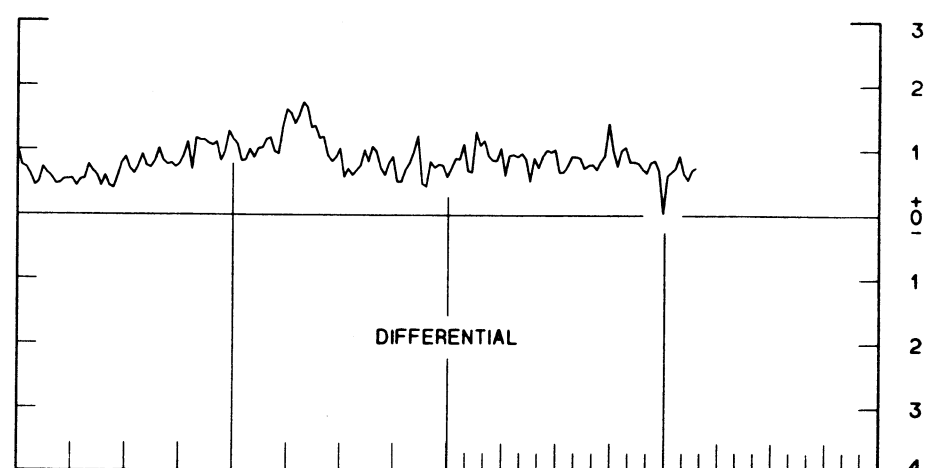
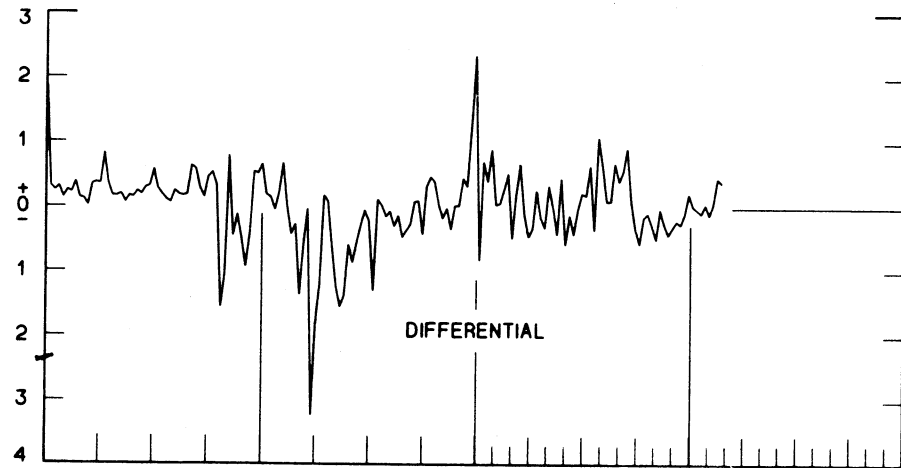
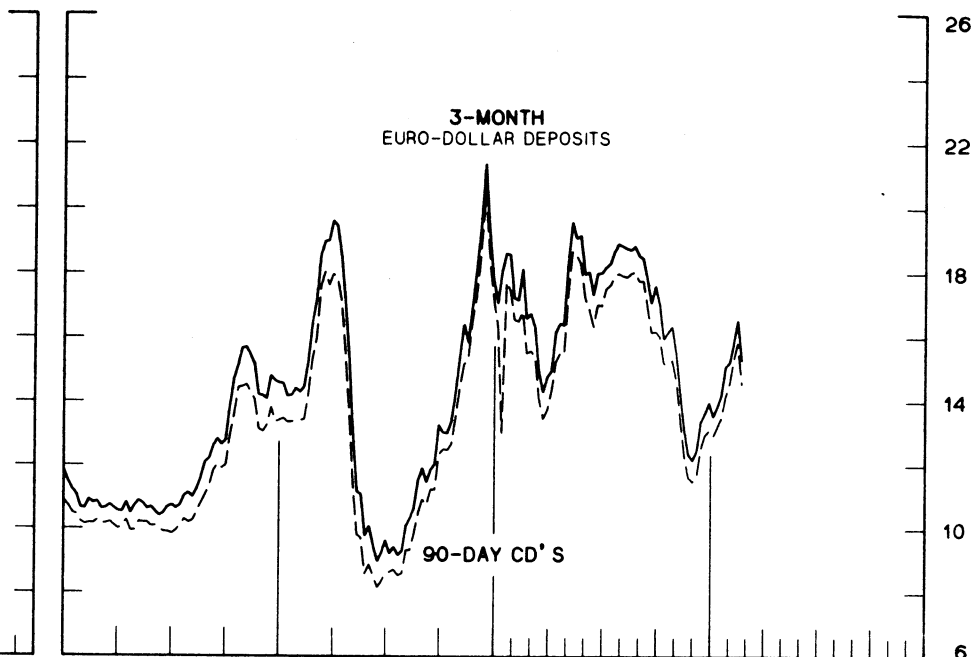
# SELECTED EURO-DOLLAR AND U. S. MONEY MARKET RATES

DIFFERENTIAL: PLUS(+), FAVORS BORROWING IN U. S.  
AVERAGES FOR WEEK ENDING WEDNESDAY

PERCENT PER ANNUM



PERCENT PER ANNUM



1980

1982

1980

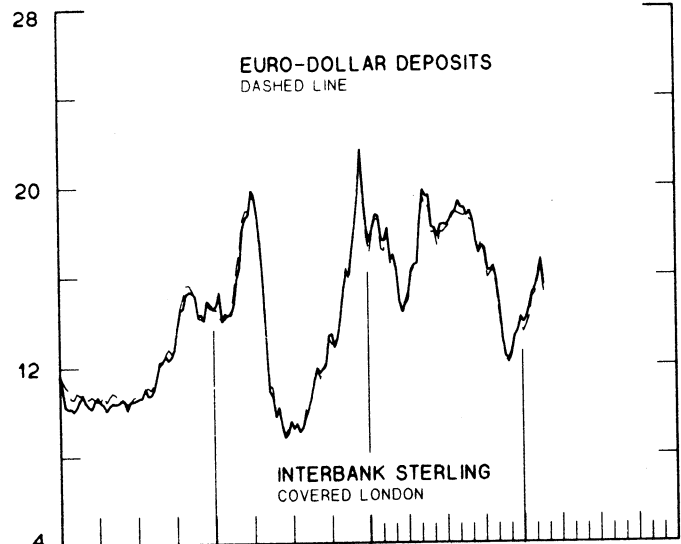
1982

1 PERCENT ON DIFFERENTIAL SCALE = 2 PERCENT ON RATE SCALE

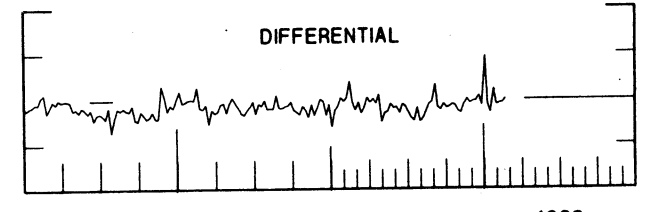
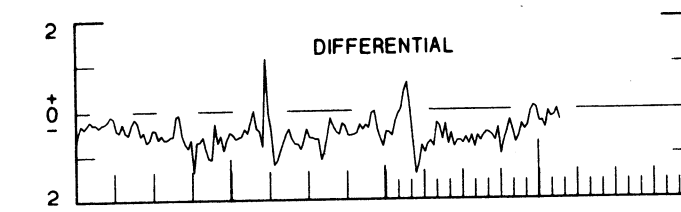
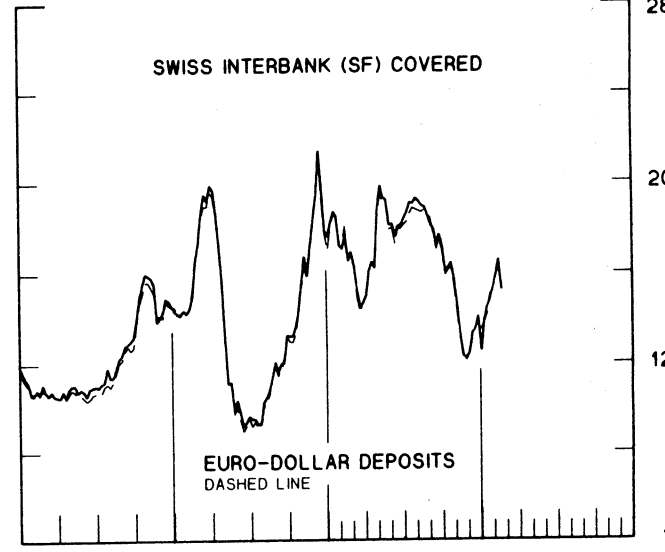
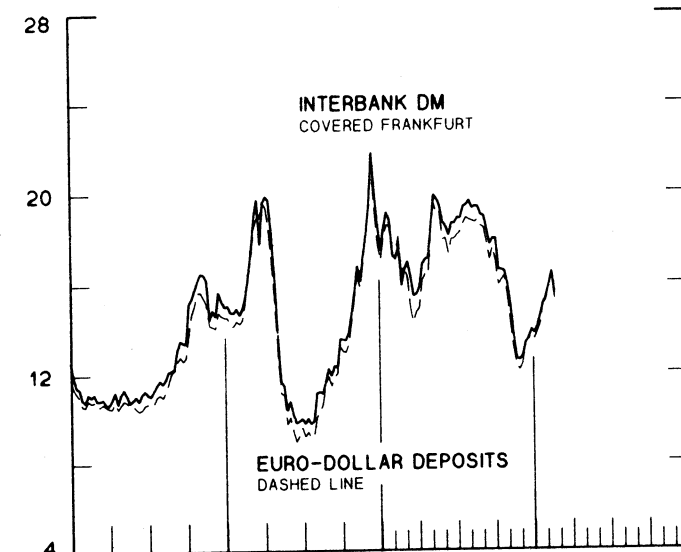
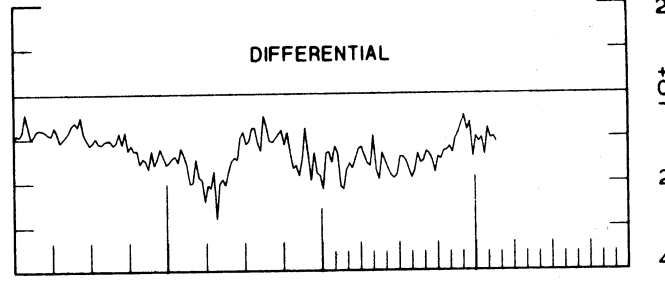
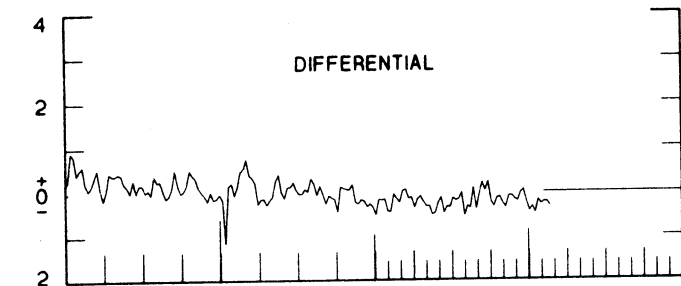
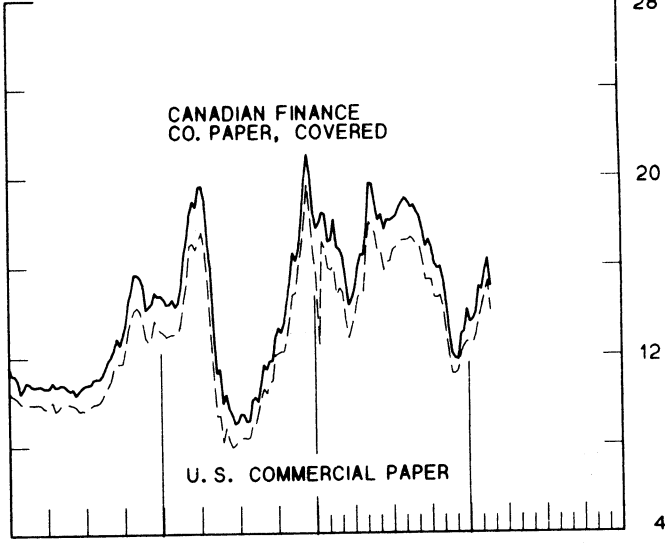
# INTEREST ARBITRAGE: 3-MONTH FUNDS

DIFFERENTIAL: PLUS(+), INDICATES FAVOR DOLLAR ASSETS  
AVERAGES FOR WEEK ENDING WEDNESDAY

PERCENT PER ANNUM



PERCENT PER ANNUM



1980

1982

1980

1982

1 PERCENT ON DIFFERENTIAL SCALE = 2 PERCENT ON RATE SCALE

CHART 9  
**LONG-TERM GOVERNMENT BOND YIELDS**  
 WEEKLY SERIES

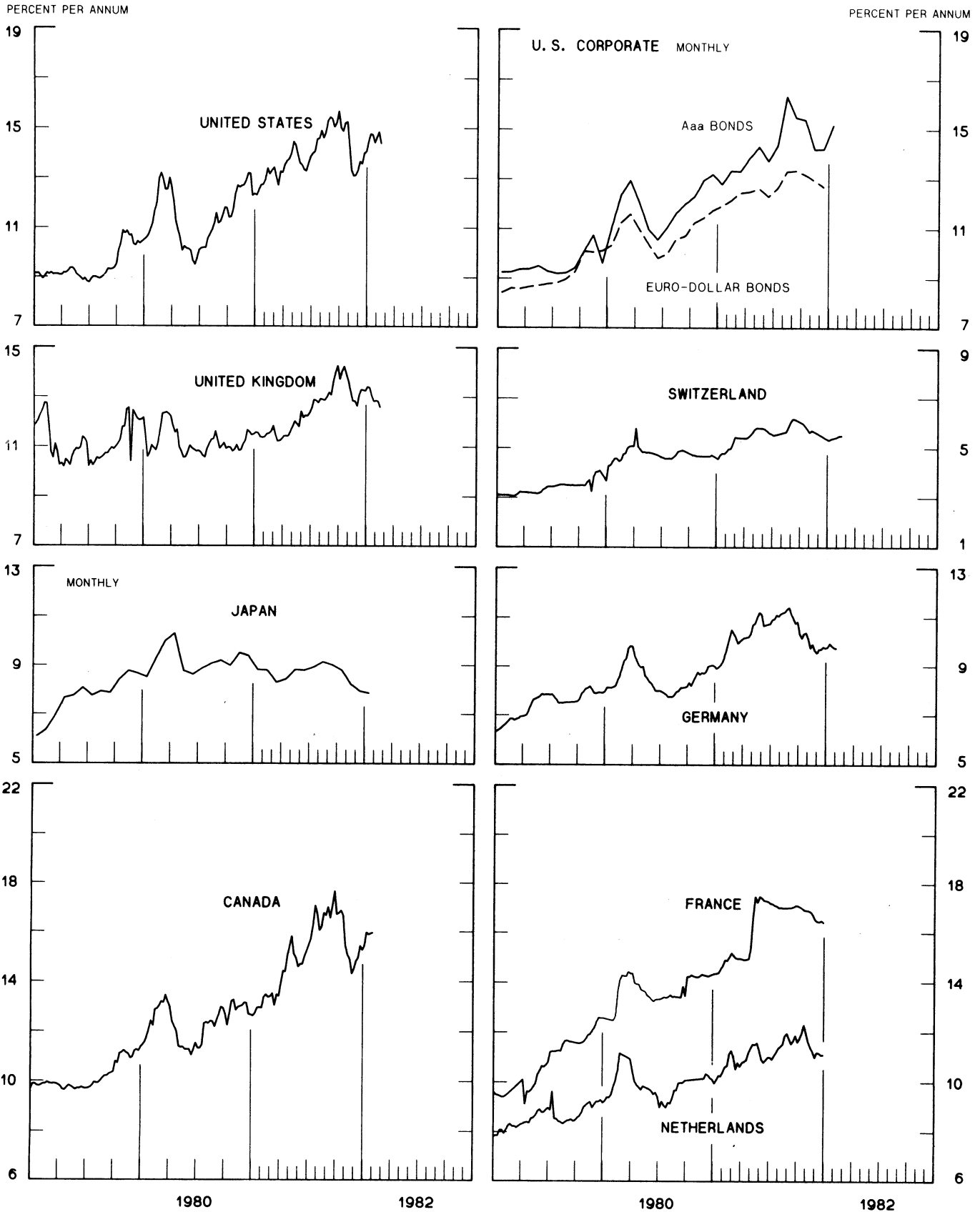
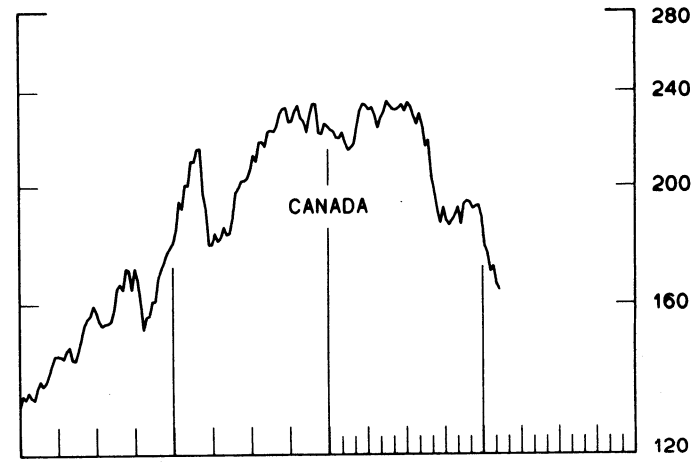
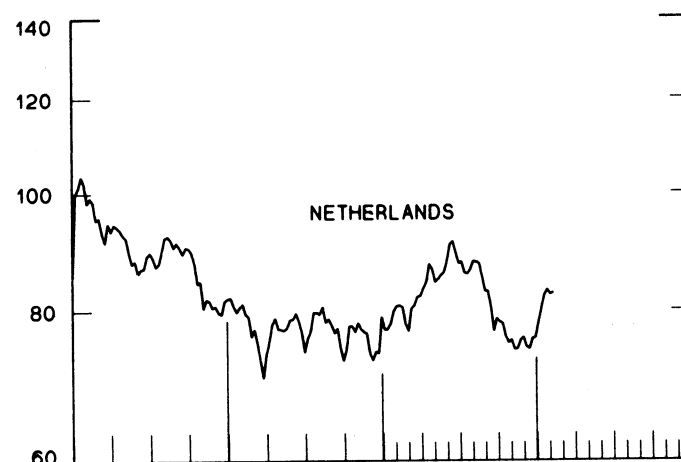
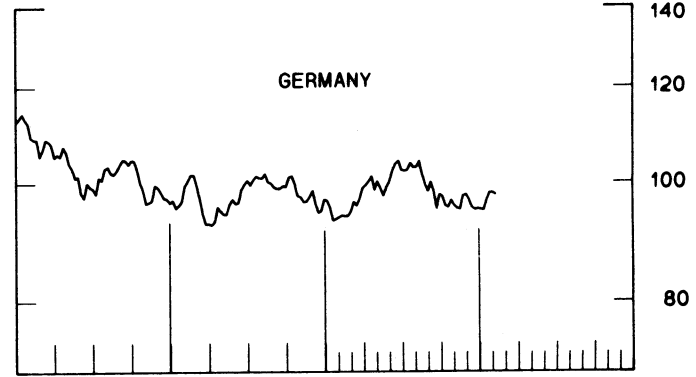
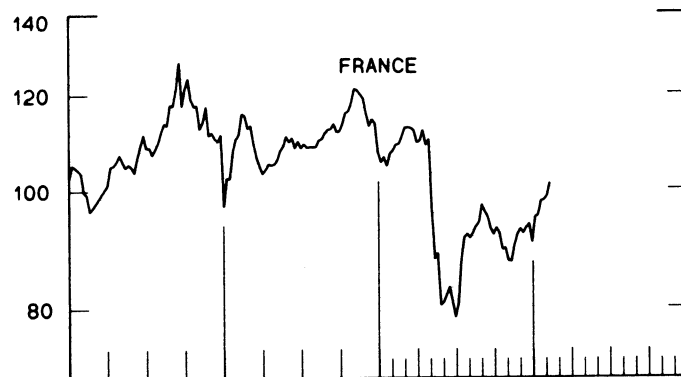
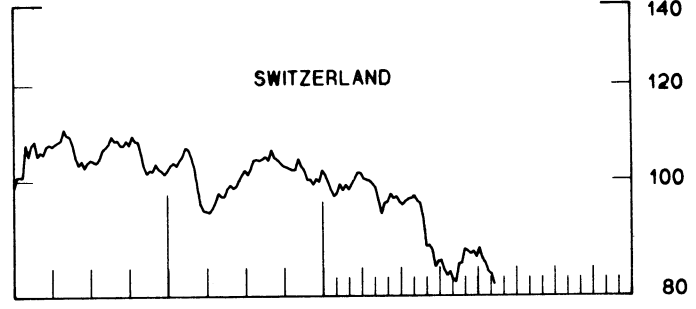
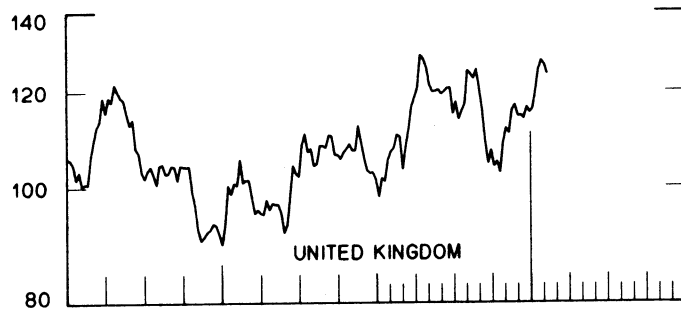
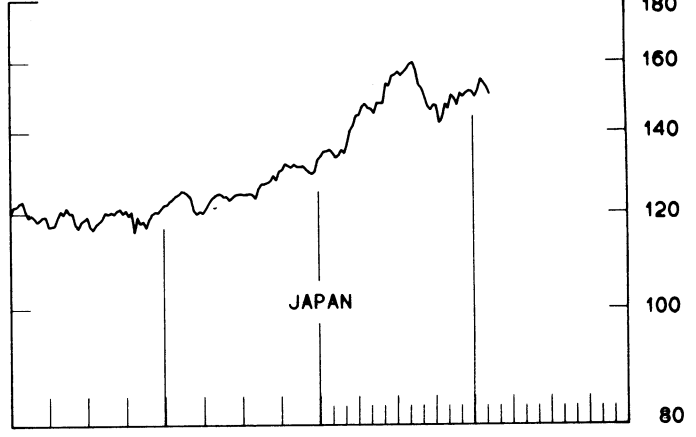
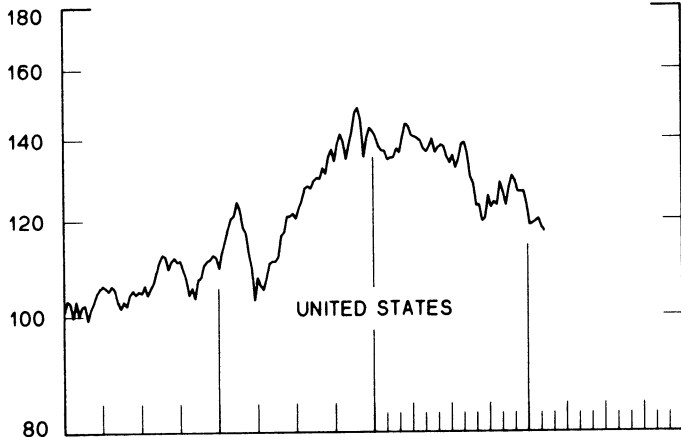


CHART 10  
INDUSTRIAL STOCK INDICES  
WEEKLY SERIES

RATIO SCALE  
1969=100

RATIO SCALE  
1969=100



1980

1982

1980

1982

SERIES NAME

LAST VALUE PLOTTED  
DATE VALUE

CHART 1. SPOT EXCHANGE RATES AND INDICES

WEEKLY AVERAGES, NOON BUYING RATES (U.S. CENTS)

GERMAN MARK	FEB. 24	42.29
JAPANESE YEN	FEB. 24	0.42716
DUTCH GUILDER	FEB. 24	38.55
U.K. POUND	FEB. 24	184.24
CANADIAN DOLLAR	FEB. 24	82.12
FRENCH FRANC	FEB. 24	16.60
SWISS FRANC	FEB. 24	53.15
BELGIAN FRANC	FEB. 24	2.37811
ITALIAN LIRA	FEB. 24	0.07886

INDICES, MARCH 1973 BASE RATES = 100

GERMAN MARK	FEB. 24	118.98
JAPANESE YEN	FEB. 24	111.84
DUTCH GUILDER	FEB. 24	110.66
U.K. POUND	FEB. 24	74.52
CANADIAN DOLLAR	FEB. 24	81.85
FRENCH FRANC	FEB. 24	74.79
SWISS FRANC	FEB. 24	171.00
BELGIAN FRANC	FEB. 24	93.71
ITALIAN LIRA	FEB. 24	44.80

WEIGHTED AVERAGE EXCHANGE VALUE INDICES, MAR 1973 = 100  
(G-10 COUNTRIES PLUS SWITZERLAND)

U.S. DOLLAR	FEB. 24	110.54
GERMAN MARK	FEB. 24	135.28
JAPANESE YEN	FEB. 24	123.82
DUTCH GUILDER	FEB. 24	121.25
U.K. POUND	FEB. 24	78.85
CANADIAN DOLLAR	FEB. 24	87.73
FRENCH FRANC	FEB. 24	78.99
SWISS FRANC	FEB. 24	188.34
BELGIAN FRANC	FEB. 24	101.47
ITALIAN LIRA	FEB. 24	45.86
SWEDISH KRONA	FEB. 24	82.67

CHART 2. 3-MONTH FORWARD EXCHANGE RATES, PREMIUM OR DISCOUNT

CANADIAN DOLLAR	FEB. 24	0.22
U.K. POUND	FEB. 24	1.25
GERMAN MARK	FEB. 24	5.17
FRENCH FRANC	FEB. 24	-0.09
SWISS FRANC	FEB. 24	7.02
DUTCH GUILDER	FEB. 24	5.34
JAPANESE YEN	FEB. 24	8.79
ITALIAN LIRA	FEB. 24	-5.69

SERIES NAME	LAST VALUE PLOTTED DATE	VALUE
CHART 3. GOLD PRICE IN LONDON, AFTERNOON FIXING		
U.S. DOLLARS PER FINE OUNCE	FEB. 24	365.30
CHART 4. CALL MONEY RATES		
U.S. FEDERAL FUNDS	FEB. 24	13.86
OVERNIGHT EURO-DOLLAR DEPOSITS	FEB. 24	14.25
U.K. 2-DAY LOCAL AUTHORITY DEPOSITS	FEB. 19	14.25
CANADA	FEB. 5	14.75
GERMANY	FEB. 19	10.00
EURO-DM	FEB. 12	9.86
JAPAN	FEB. 19	6.50
FRANCE	FEB. 19	14.63
NETHERLANDS	JAN. 1	10.30
EURO-SWISS FRANC	FEB. 12	3.32
CHART 5. 3-MONTH INTEREST RATES		
U.S. 90-DAY CD'S, SECONDARY MARKET	FEB. 24	14.57
GERMAN INTERBANK LOAN	FEB. 24	10.24
JAPANESE BANK LOANS & DISCOUNTS	FEB. 24	6.60
CANADIAN FINANCE PAPER	FEB. 24	14.90
INTERBANK STERLING	FEB. 24	14.33
SWISS INTERBANK LOAN	FEB. 24	8.13
WEIGHTED AVERAGE FOREIGN INTEREST RATE (G-10 COUNTRIES PLUS SWITZERLAND)	FEB. 24	11.73
CHART 6. EURO-DOLLAR DEPOSIT RATES: LONDON		
OVERNIGHT	FEB. 24	14.25
7-DAY	FEB. 24	14.76
1-MONTH	FEB. 24	15.09
3-MONTH	FEB. 24	15.30
6-MONTH	FEB. 24	15.39
1-YEAR	FEB. 24	15.25
CHART 7. SELECTED EURO-DOLLAR AND U.S. MONEY MARKET RATES		
OVERNIGHT EURO-DOLLAR DEPOSITS	FEB. 24	14.25
U.S. FEDERAL FUNDS	FEB. 24	13.86
DIFFERENTIAL ADJ. FOR RESERVE REQUIREMENTS	FEB. 24	0.39
3-MONTH EURO-DOLLAR DEPOSIT RATE	FEB. 24	15.30
U.S. 90-DAY CD'S, SECONDARY MARKET	FEB. 24	14.57
DIFFERENTIAL	FEB. 24	0.73

LAST VALUE PLOTTED  
DATE VALUE

SERIES NAME

CHART 8. INTEREST ARBITRAGE, 3-MONTH FUNDS

EURO-DOLLAR DEPOSIT	FEB. 24	15.30
INTERBANK STERLING (LONDON), COVERED	FEB. 24	15.62
DIFFERENTIAL	FEB. 24	-0.32
U.S. COMMERCIAL PAPER	FEB. 24	14.05
CANADIAN FINANCE PAPER, COVERED	FEB. 24	15.13
DIFFERENTIAL	FEB. 24	-1.08
EURO-DOLLAR DEPOSIT	FEB. 24	15.30
INTERBANK DM (FRANKFURT), COVERED	FEB. 24	15.55
DIFFERENTIAL	FEB. 24	-0.25
EURO-DOLLAR DEPOSIT	FEB. 24	15.30
SWISS INTERBANK, COVERED	FEB. 24	15.29
DIFFERENTIAL	FEB. 24	0.01

CHART 9. LONG TERM GOVERNMENT BOND YIELDS

UNITED STATES	FEB. 19	14.39
GERMANY	FEB. 5	9.78
JAPAN (MONTHLY)	JAN.	7.86
SWITZERLAND	FEB. 19	5.52
CANADA	FEB. 5	15.97
FRANCE	JAN. 1	16.44
NETHERLANDS	JAN. 1	11.12
UNITED KINGDOM	FEB. 19	12.58
U.S. CORPORATE		
AAA BONDS	JAN.	15.18
EURO-DOLLAR BONDS	DEC.	12.70

CHART 10. STOCK INDICES

UNITED STATES	FEB. 17	117.10
UNITED KINGDOM	FEB. 17	123.91
CANADA	FEB. 17	164.26
GERMANY	FEB. 17	97.82
SWITZERLAND	FEB. 17	81.80
NETHERLANDS	FEB. 17	82.63
FRANCE	FEB. 17	101.03
JAPAN	FEB. 17	150.21

# FEDERAL RESERVE statistical release



H. 10 (512)

## FOREIGN EXCHANGE RATES

FEBRUARY 26, 1982

FOR THE WEEK ENDING FEBRUARY 26, 1982

The Board of Governors of the Federal Reserve System is advised that the Federal Reserve Bank of New York City has certified for customs purposes the following noon buying rate in New York City for cable transfers payable in foreign currencies:

COUNTRY	MONETARY UNIT	(CURRENCY UNITS PER DOLLAR)				
		FEB. 22	FEB. 23	FEB. 24	FEB. 25	FEB. 26
ARGENTINA	PESO	10200.00	10200.00	10200.00	10200.00	10200.00
*AUSTRALIA	DOLLAR	108.22	107.75	107.77	107.53	107.35
AUSTRIA	SCHILLING	16.480	16.550	16.580	16.670	16.720
BELGIUM	FRANC	42.770	43.370	43.550	43.400	43.720
BRAZIL	CRUZEIRO	141.15	141.15	141.15	141.15	141.15
CANADA	DOLLAR	1.2164	1.2207	1.2203	1.2216	1.2290
CHILE	PESO	39.100	39.100	39.100	39.100	39.100
CHINA, P.R.	YUAN	1.8136	1.8136	1.8282	1.8282	1.8355
COLOMBIA	PESO	60.450	60.450	60.450	60.450	60.650
DENMARK	KRONE	7.8600	7.9460	7.9350	7.9535	7.9875
FINLAND	MARKKA	4.4920	4.5100	4.5120	4.5270	4.5490
FRANCE	FRANC	6.0120	6.0380	6.0370	6.0395	6.0890
GERMANY	D. MARK	2.3515	2.3730	2.3670	2.3697	2.3880
GREECE	DRACHMA	60.800	61.200	61.250	61.400	61.750
HONG KONG	DOLLAR	5.8925	5.9050	5.9030	5.9020	5.8950
INDIA	RUPEE	9.2300	9.2600	9.2700	9.2700	9.3100
INDONESIA	RUPIAH	649.00	649.00	649.00	649.00	649.00
IRAN	RIAL	NA	NA	NA	NA	NA
*IRELAND	POUND	150.30	148.50	149.25	148.80	147.75
ISRAEL	SHEKEL	18.020	18.040	18.040	18.160	18.130
ITALY	LIRA	1261.50	1277.00	1272.00	1274.00	1282.50
JAPAN	YEN	232.10	234.90	234.45	236.05	237.25
MALAYSIA	DOLLAR	2.3030	2.3020	2.3060	2.3080	3.3120
MEXICO	PESO	38.0000	38.8000	39.5000	39.5000	44.5000
NETHERLANDS	GUILDER	2.5800	2.6020	2.6020	2.6005	2.6200
*NEW ZEALAND	DOLLAR	79.360	79.050	78.650	78.570	78.500
NORWAY	KRONE	5.9675	6.0190	6.0050	5.9880	6.0235
PERU	SOL	545.25	545.25	545.25	545.25	551.25
PHILIPPINES	PESO	8.2830	8.2830	8.2830	8.2830	8.2950
PORTUGAL	ESCUDO	68.800	69.300	69.300	69.600	70.000
SINGAPORE	DOLLAR	2.1020	2.1040	2.1050	2.1085	2.1140
*SOUTH AFRICA	RAND	102.50	102.16	102.50	102.55	102.00
SOUTH KOREA	WON	710.80	710.80	710.80	710.80	711.45
SPAIN	PESETA	101.340	102.150	102.730	102.970	103.270
SRI LANKA	RUPEE	20.700	20.700	20.700	20.700	20.700
SWEDEN	KRONA	5.7400	5.7675	5.7730	5.7720	5.7975
SWITZERLAND	FRANC	1.8720	1.8790	1.8770	1.8800	1.8990
THAILAND	BAHT	23.050	23.050	23.050	23.050	23.050
*UNITED KINGDOM	POUND	184.75	183.10	182.95	183.27	182.00
VENEZUELA	BOLIVAR	4.2960	4.2960	4.2960	4.2960	4.2960

\* VALUE IN U.S. CENTS