

5-440

(516/517)

DATA FILE
LIBRARY
FEDERAL RESERVE BANK
OF CHICAGO

LIBRARY
FEB 23 1982
FEDERAL RESERVE
BANK OF CHICAGO

Selected Interest & Exchange Rates

Weekly Series of Charts

February 15, 1982

Prepared by the
FINANCIAL MARKETS
SECTION

DIVISION OF
INTERNATIONAL FINANCE

BOARD OF GOVERNORS
FEDERAL RESERVE SYSTEM
Washington, D.C. 20551

Table of Contents

TABLES

1. LATEST FIGURES PLOTTED
2. DAILY CERTIFIED SPOT EXCHANGE RATES--H.10 RELEASE

CHARTS

1. SPOT EXCHANGE RATE INDICES
2. 3-MONTH FORWARD EXCHANGE RATES
3. GOLD PRICE--LONDON
4. CALL MONEY RATES
5. 3-MONTH INTEREST RATES
6. EURO-DOLLAR DEPOSIT RATES
7. SELECTED EURO-DOLLAR AND U.S. MONEY MARKET RATES
8. INTEREST ARBITRAGE: 3-MONTH FUNDS
9. LONG-TERM GOVERNMENT BOND YIELDS
10. INDUSTRIAL STOCK INDICES

SUBSCRIPTION RATES:

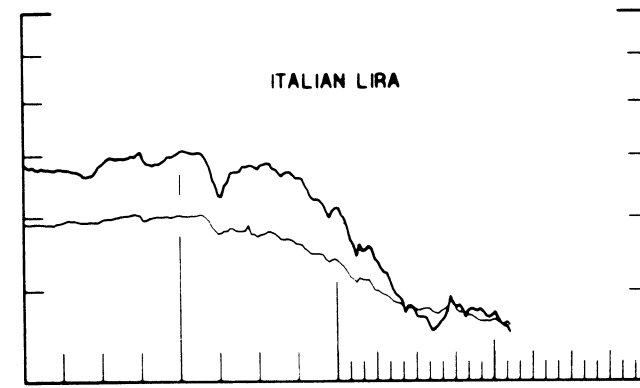
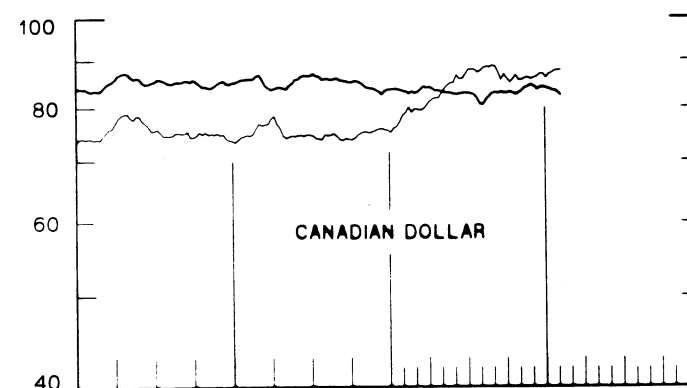
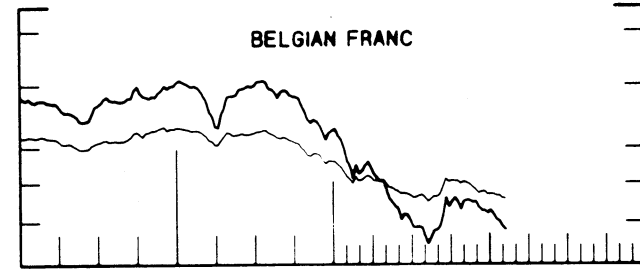
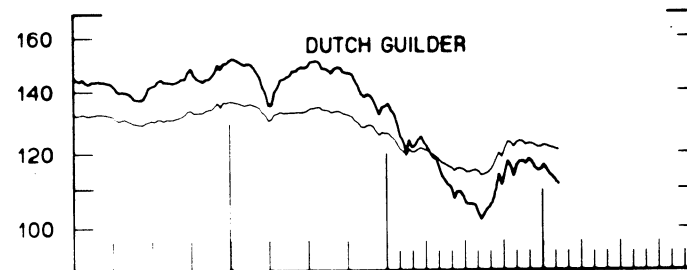
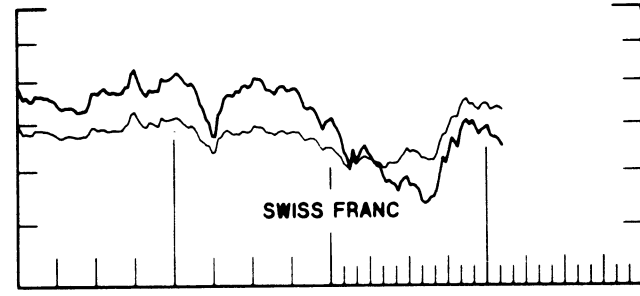
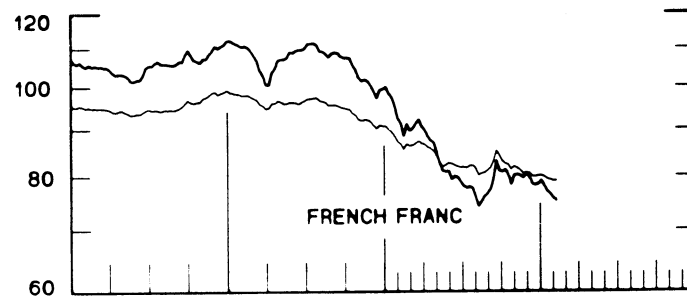
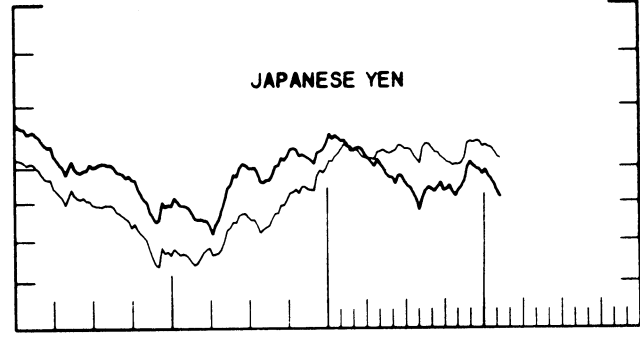
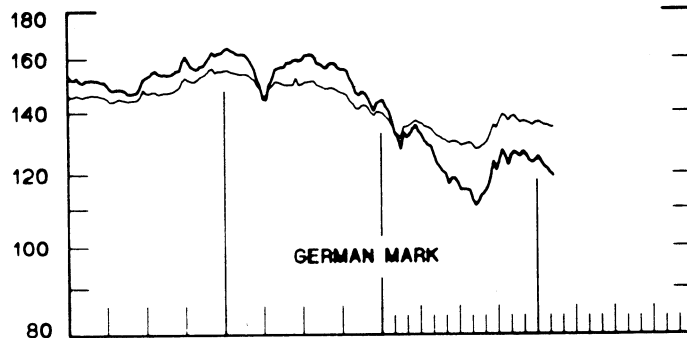
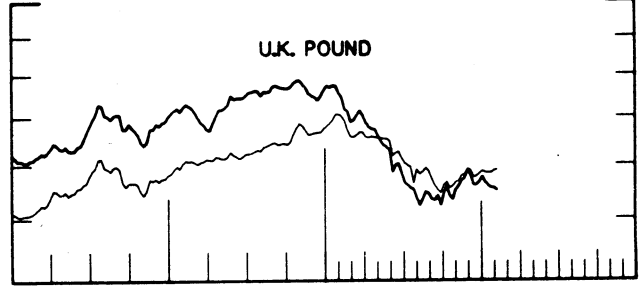
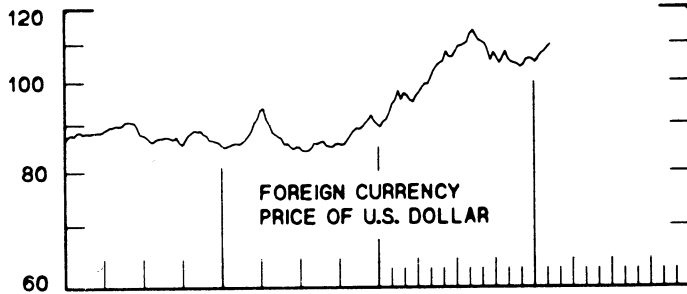
Weekly \$15.00 per year or \$.40 each in the United States, its possessions, Canada, and Mexico; 10 or more of the same issue to one address, \$13.50 per year or \$.35 each. Elsewhere, \$20.00 per year or \$.50 each. Address requests to Publications Services, Division of Administrative Services, and make payment remittance payable to the order of the Board of Governors of the Federal Reserve System in a form collectible at par in U.S. Currency.

SPOT EXCHANGE INDICES

DOLLAR PRICES OF FOREIGN CURRENCIES AND WEIGHTED AVERAGE VALUES (THIN LINE)
AVERAGES FOR WEEK ENDING WEDNESDAY

RATIO SCALE
MARCH 1973=100

RATIO SCALE
MARCH 1973=100



1980

1982

1980

1982

CHART 2
3-MONTH FORWARD EXCHANGE RATES
 PREMIUM (+) OR (-)
 AVERAGES FOR WEEK ENDING WEDNESDAY

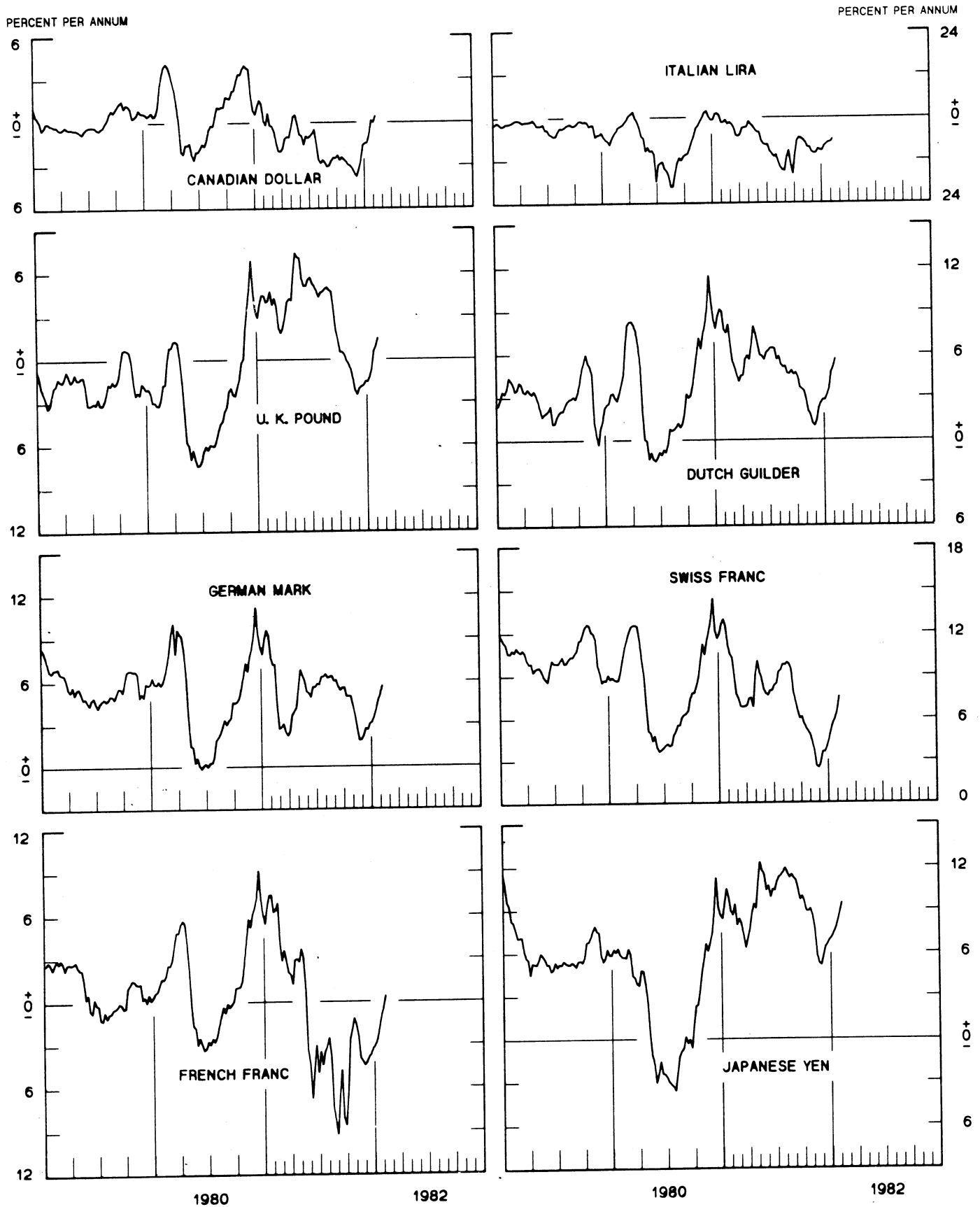


CHART 3
PRICE OF GOLD IN LONDON
AVERAGES FOR WEEK ENDING WEDNESDAY

U.S. DOLLARS PER FINE OUNCE

U.S. DOLLARS PER FINE OUNCE

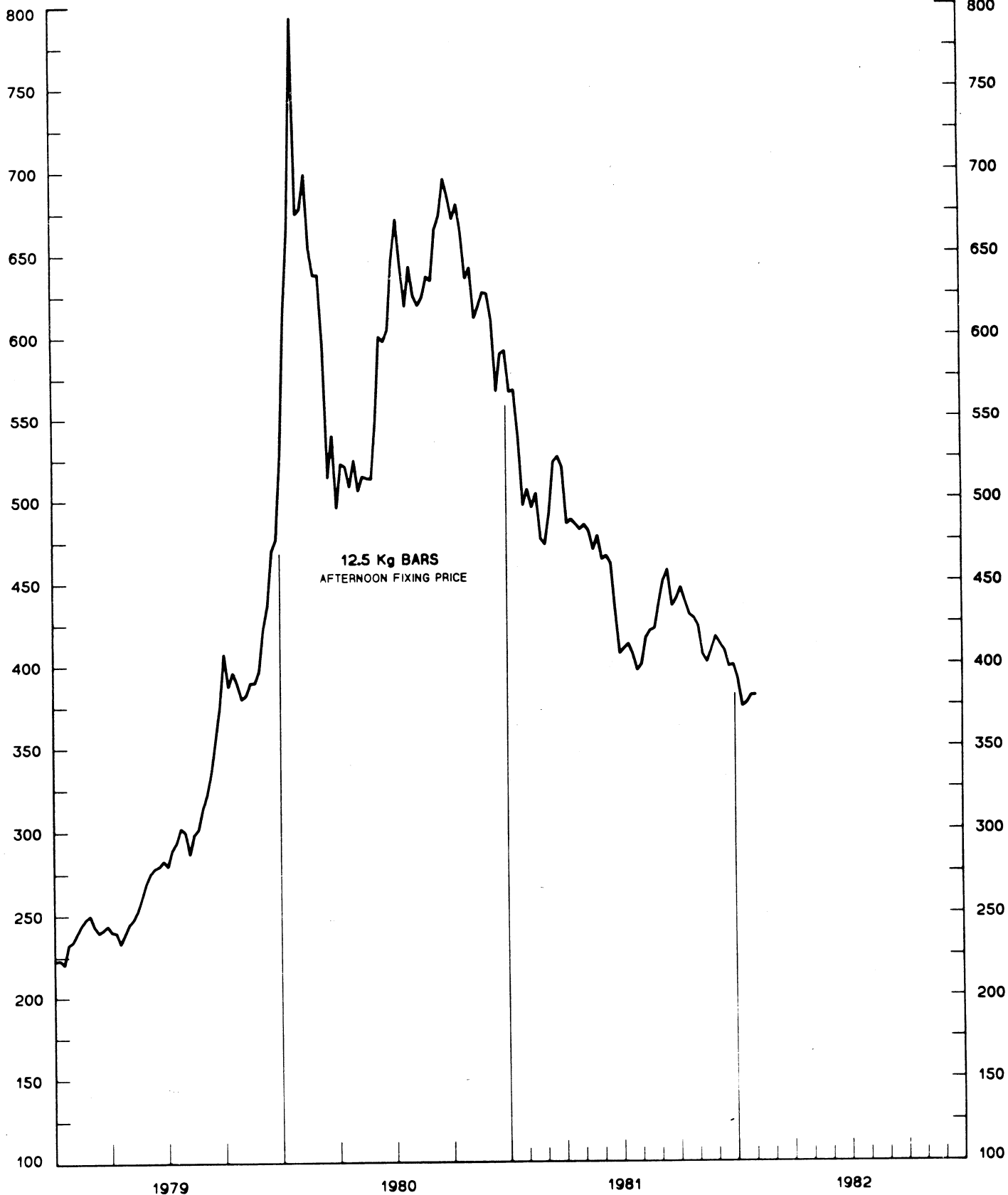
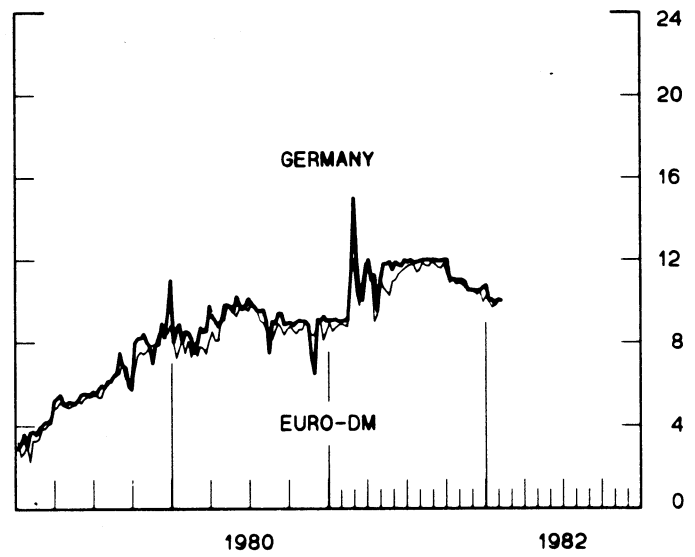
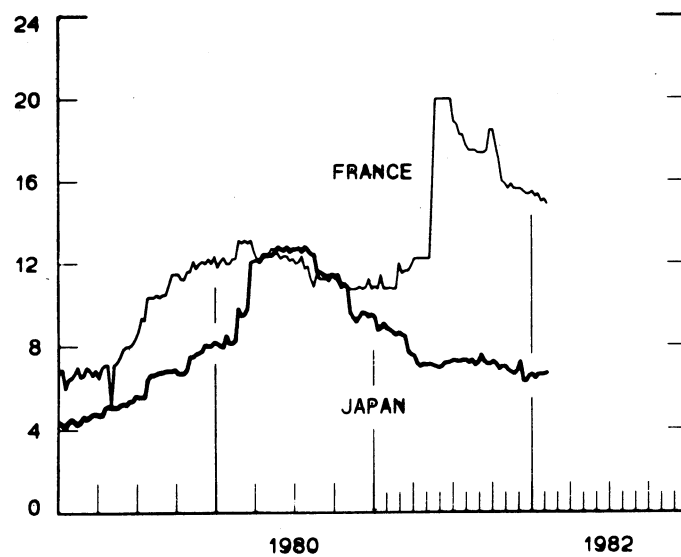
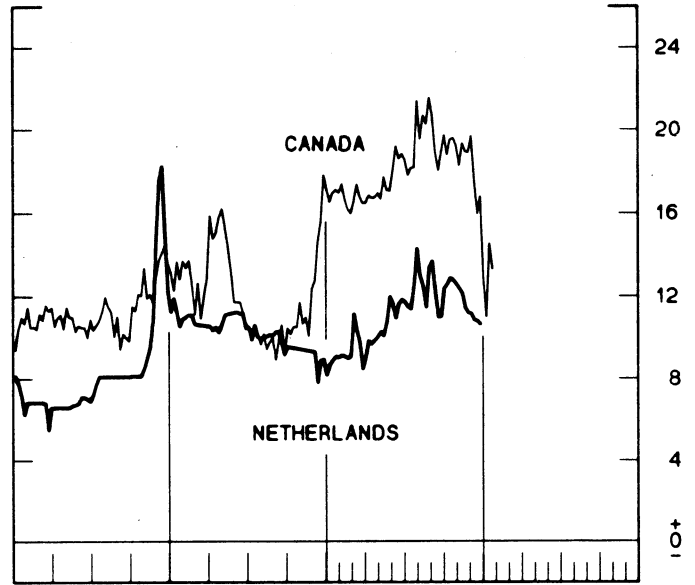
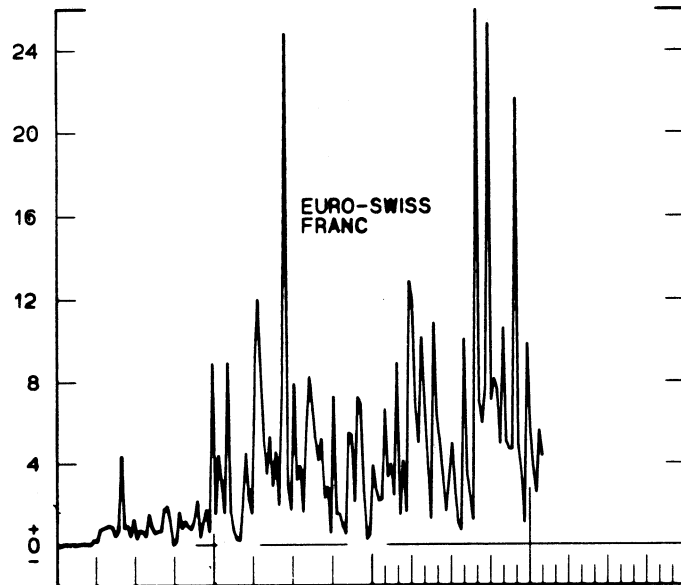
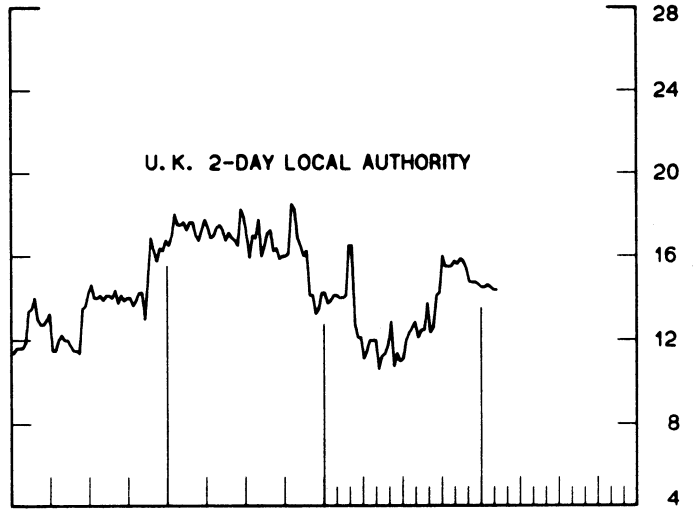
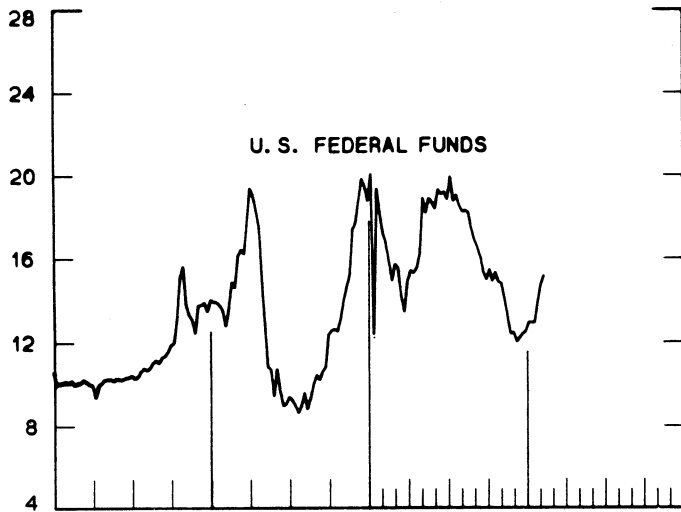


CHART 4
CALL MONEY RATES
 WEEKLY SERIES

PERCENT PER ANNUM

PERCENT PER ANNUM



1980

1982

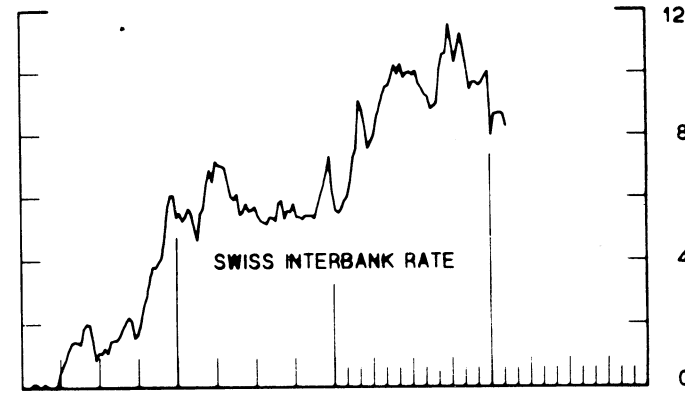
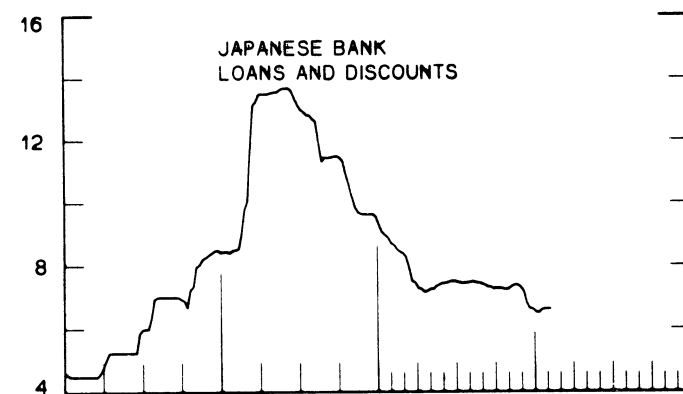
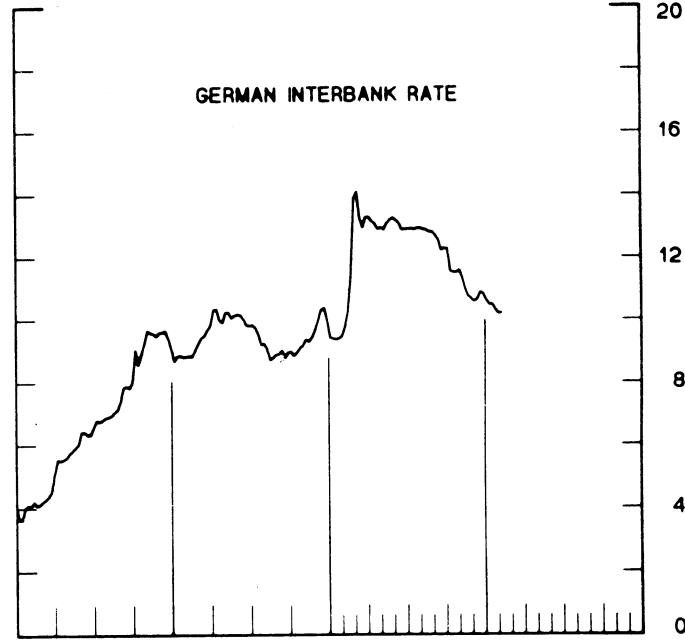
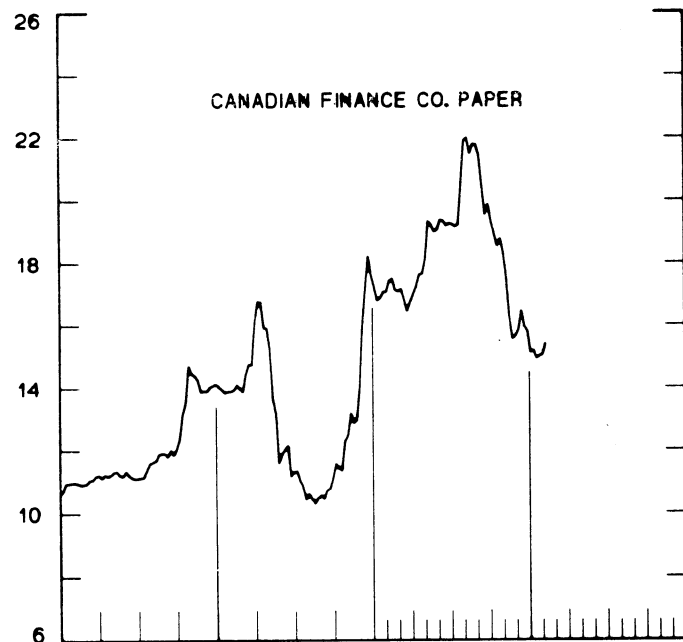
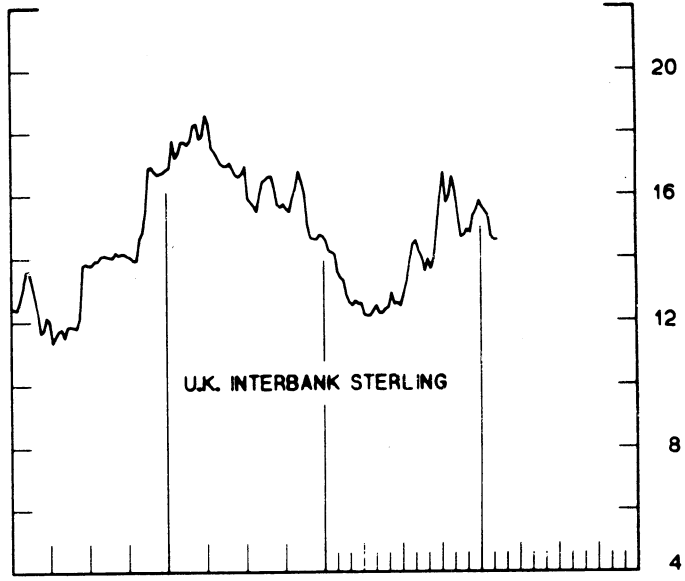
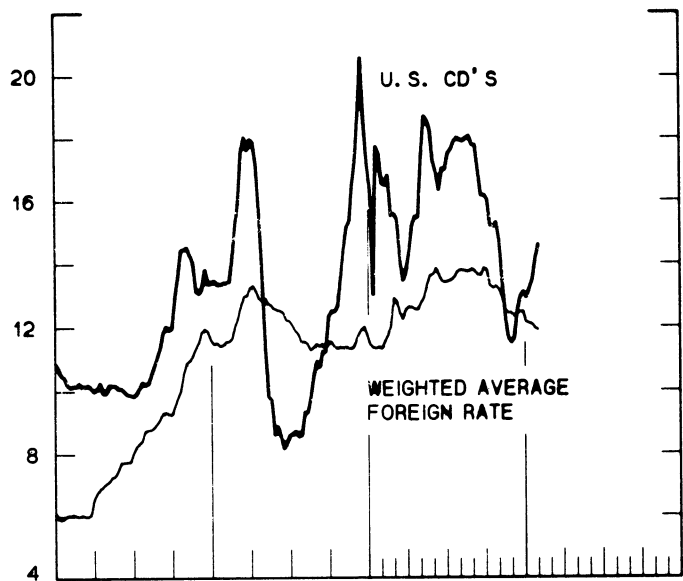
1980

1982

CHART 5
3-MONTH INTEREST RATES
 WEEKLY SERIES

PERCENT PER ANNUM

PERCENT PER ANNUM



1980

1982

1980

1982

CHART 6
EURO-DOLLAR DEPOSIT RATES LONDON
 AVERAGES FOR WEEK ENDING WEDNESDAY

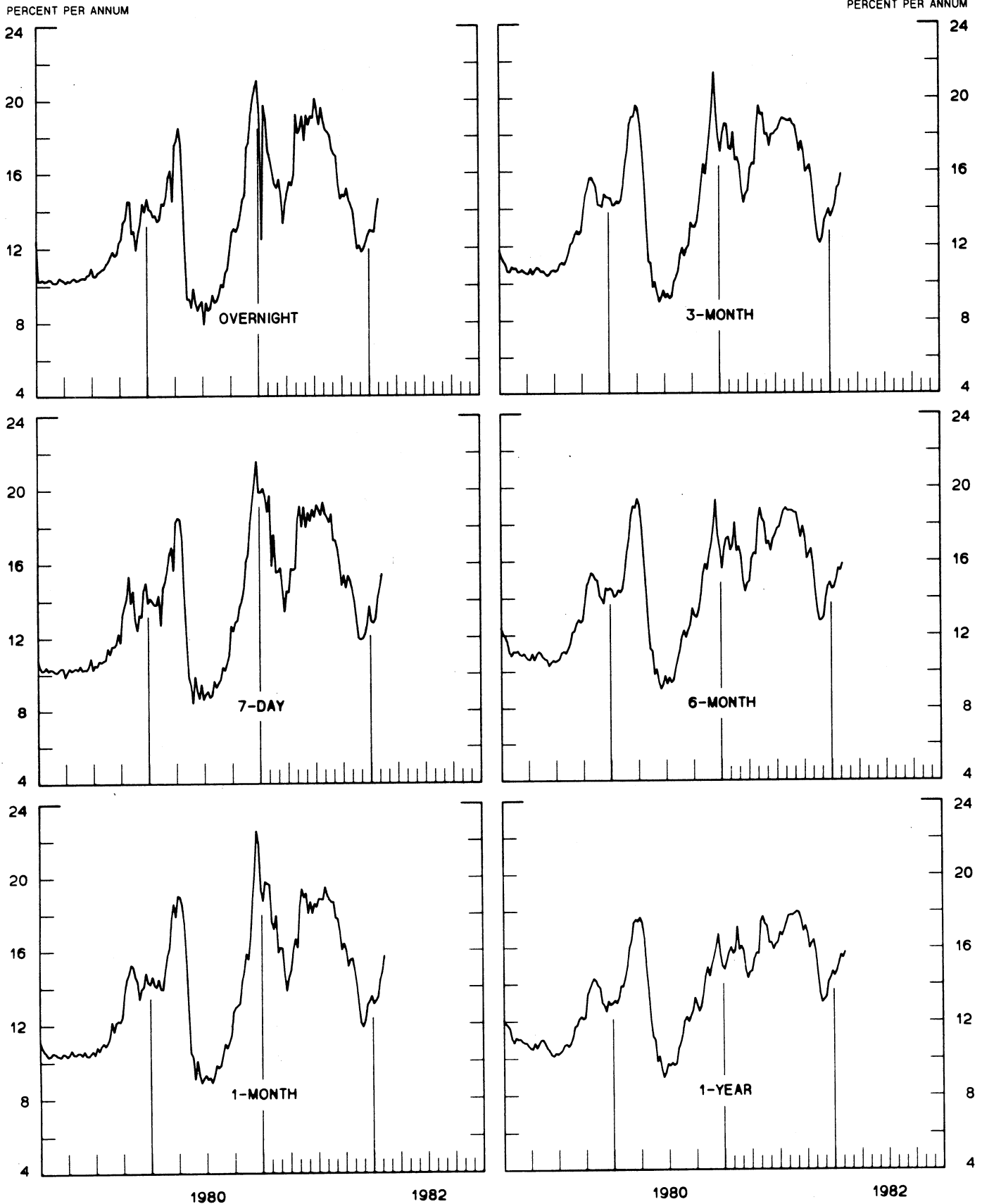
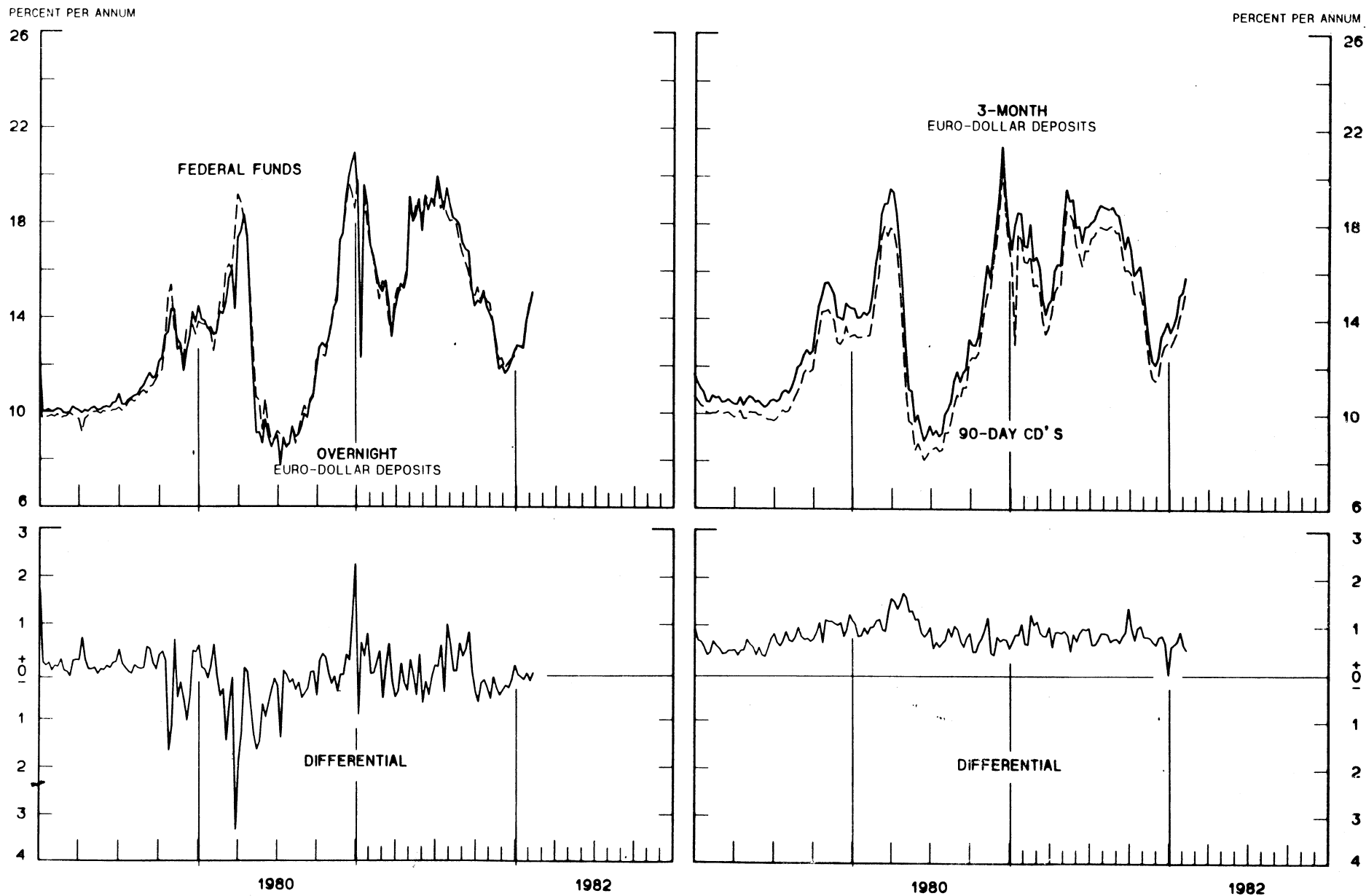


CHART 7
SELECTED EURO-DOLLAR AND U. S. MONEY MARKET RATES

DIFFERENTIAL: PLUS(+), FAVORS BORROWING IN U. S.
 AVERAGES FOR WEEK ENDING WEDNESDAY



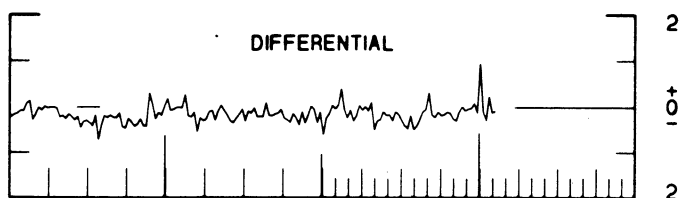
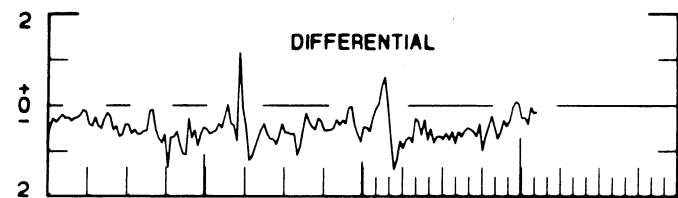
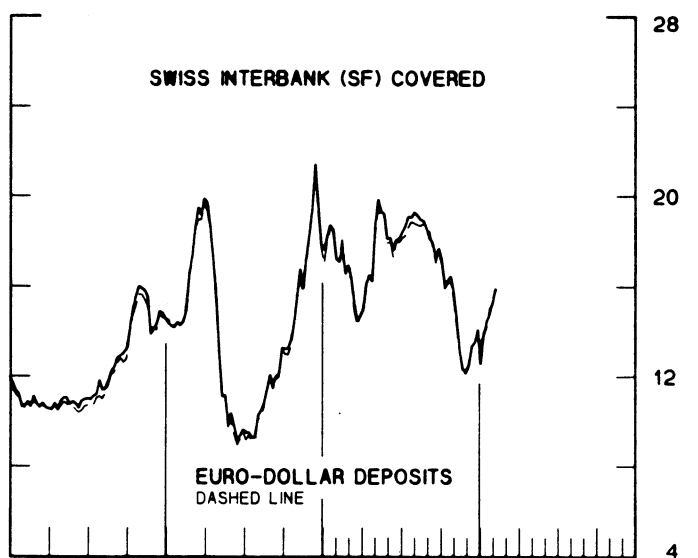
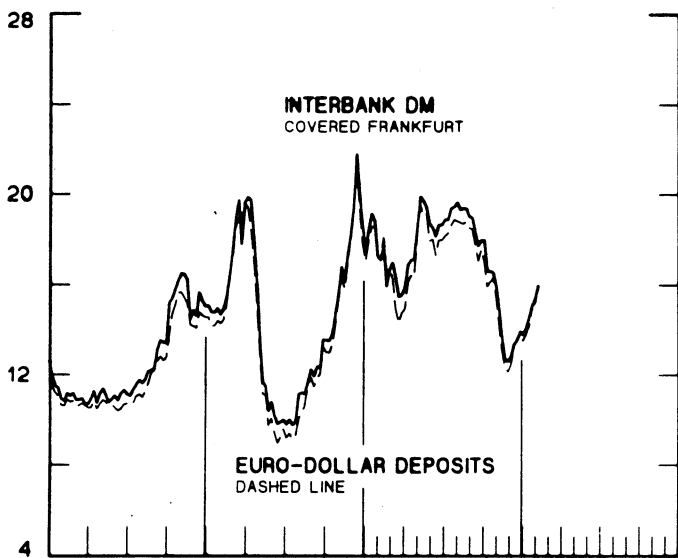
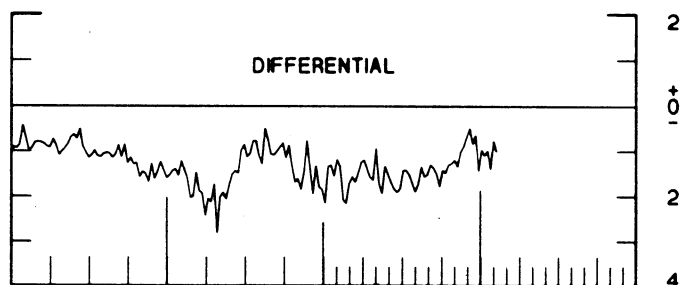
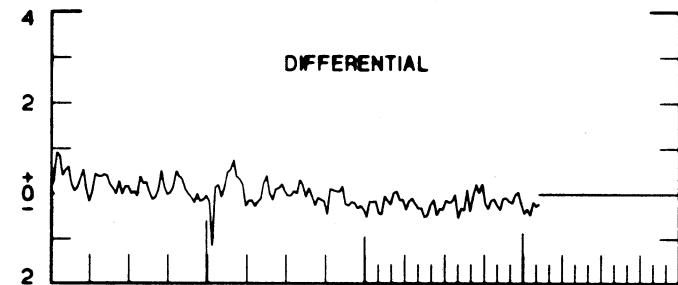
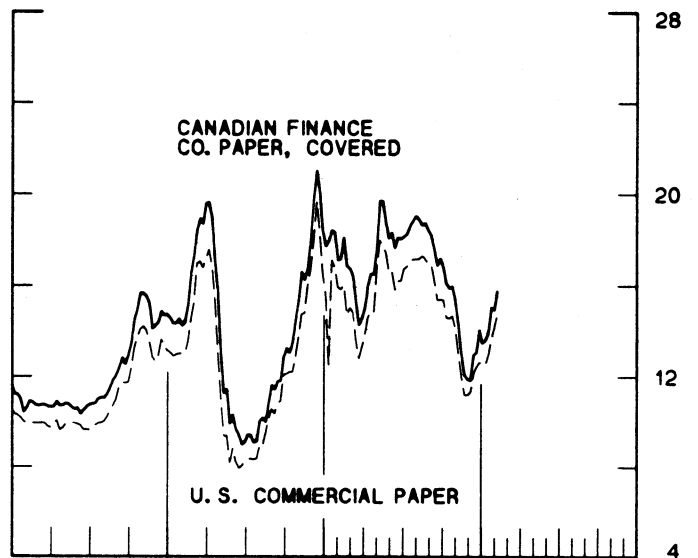
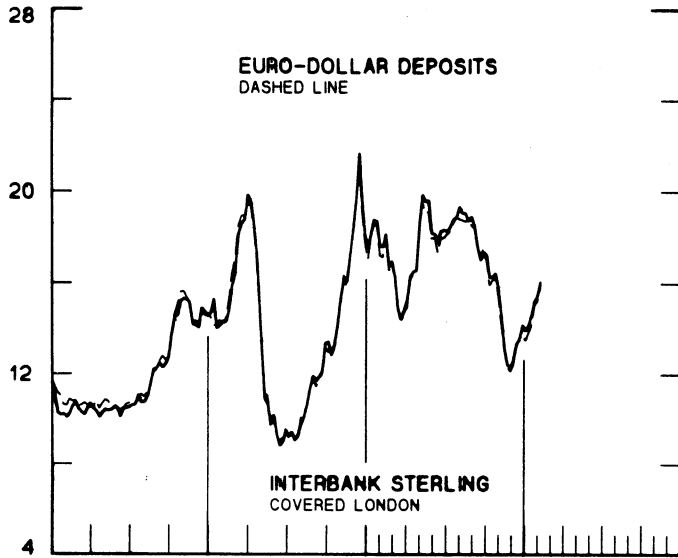
1 PERCENT ON DIFFERENTIAL SCALE = 2 PERCENT ON RATE SCALE

INTEREST ARBITRAGE: 3-MONTH FUNDS

DIFFERENTIAL: PLUS(+), INDICATES FAVOR DOLLAR ASSETS
AVERAGES FOR WEEK ENDING WEDNESDAY

PERCENT PER ANNUM

PERCENT PER ANNUM



1980

1982

1980

1982

1 PERCENT ON DIFFERENTIAL SCALE = 2 PERCENT ON RATE SCALE

CHART 9
LONG-TERM GOVERNMENT BOND YIELDS
 WEEKLY SERIES

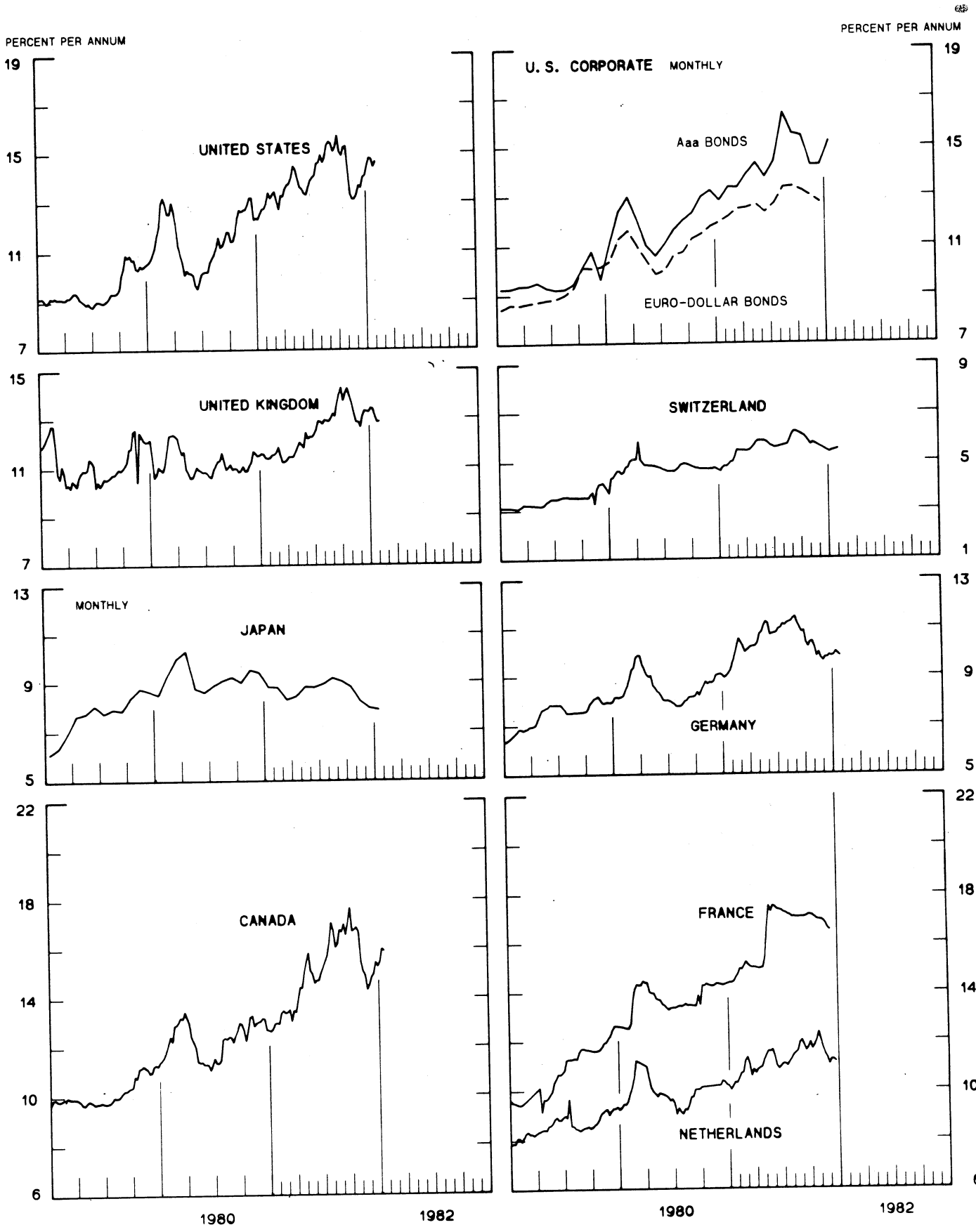
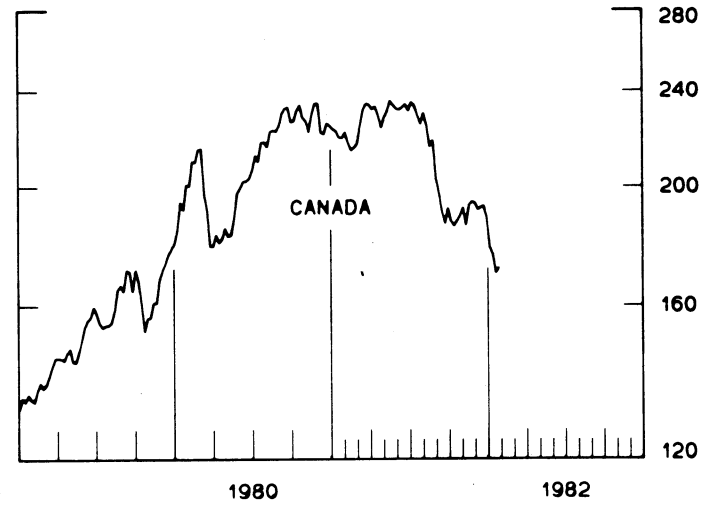
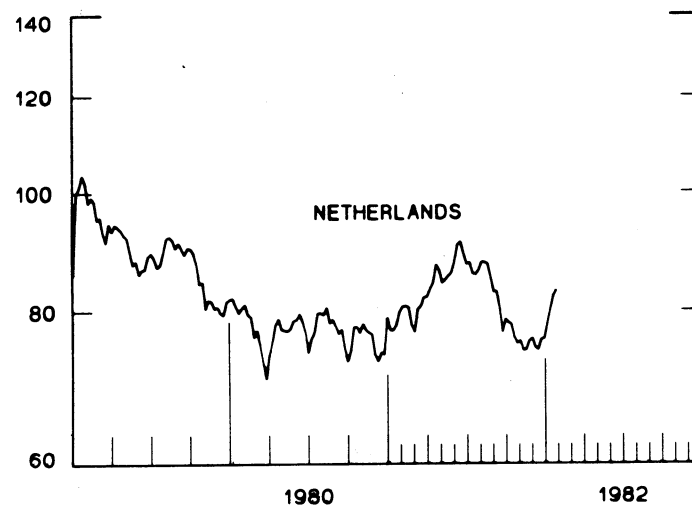
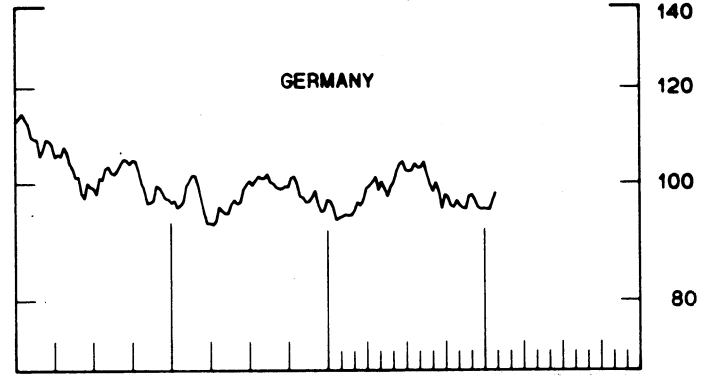
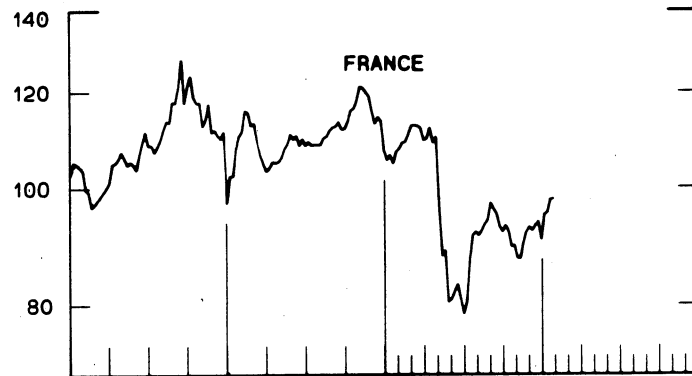
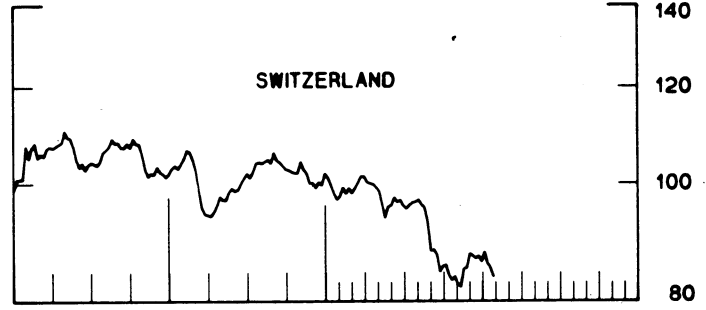
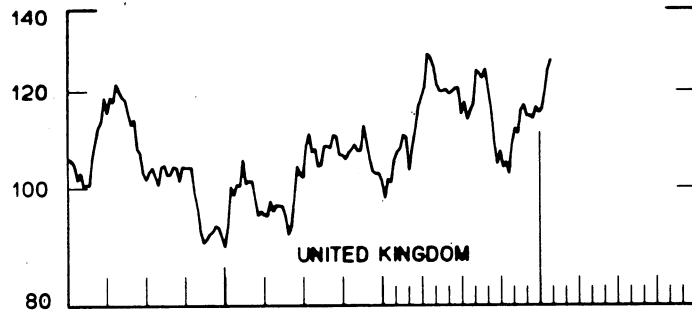
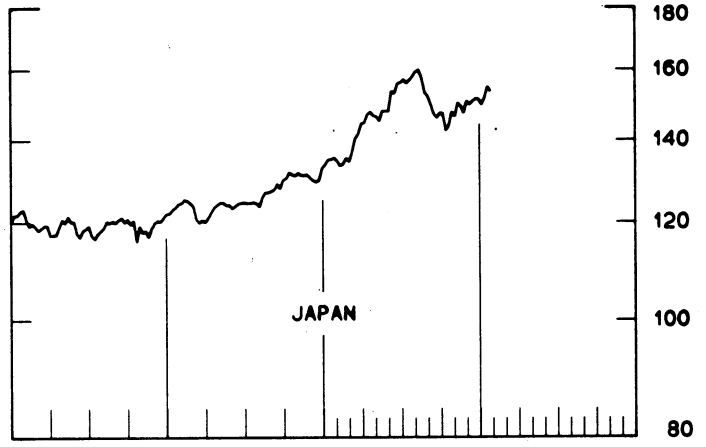
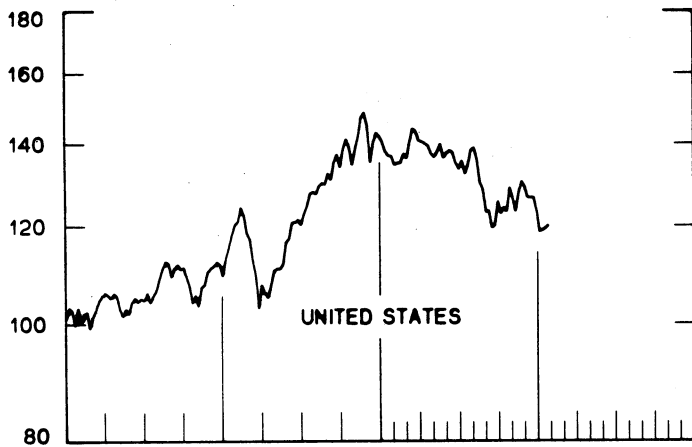


CHART 10
INDUSTRIAL STOCK INDICES
 WEEKLY SERIES

RATIO SCALE
 1969=100

RATIO SCALE
 1969=100



1980

1982

1980

1982

+

1/01/82

10

SERIES NAME

LAST VALUE PLOTTED
DATE VALUE

CHART 1. SPOT EXCHANGE RATES AND INDICES

WEEKLY AVERAGES, NOON BUYING RATES (U.S. CENTS)

GERMAN MARK	FEB. 10	42.42
JAPANESE YEN	FEB. 10	9.42582
DUTCH GUILDER	FEB. 10	38.66
U.K. POUND	FEB. 10	185.65
CANADIAN DOLLAR	FEB. 10	82.64
FRENCH FRANC	FEB. 10	16.70
SWISS FRANC	FEB. 10	52.79
BELGIAN FRANC	FEB. 10	2.48975
ITALIAN LIRA	FEB. 10	0.07937

INDICES, MARCH 1973 BASE RATES = 100

GERMAN MARK	FEB. 10	119.34
JAPANESE YEN	FEB. 10	111.49
DUTCH GUILDER	FEB. 10	110.99
U.K. POUND	FEB. 10	75.09
CANADIAN DOLLAR	FEB. 10	82.37
FRENCH FRANC	FEB. 10	75.24
SWISS FRANC	FEB. 10	169.82
BELGIAN FRANC	FEB. 10	98.11
ITALIAN LIRA	FEB. 10	45.09

WEIGHTED AVERAGE EXCHANGE VALUE INDICES, MAR 1973 = 100
(G-10 COUNTRIES PLUS SWITZERLAND)

U.S. DOLLAR	FEB. 10	109.86
GERMAN MARK	FEB. 10	135.00
JAPANESE YEN	FEB. 10	122.72
DUTCH GUILDER	FEB. 10	121.01
U.K. POUND	FEB. 10	79.10
CANADIAN DOLLAR	FEB. 10	87.87
FRENCH FRANC	FEB. 10	79.09
SWISS FRANC	FEB. 10	186.08
BELGIAN FRANC	FEB. 10	105.95
ITALIAN LIRA	FEB. 10	45.94
SWEDISH KRONA	FEB. 10	82.54

CHART 2. 3-MONTH FORWARD EXCHANGE RATES, PREMIUM OR DISCOUNT

CANADIAN DOLLAR	FEB. 10	0.41
U.K. POUND	FEB. 10	1.47
GERMAN MARK	FEB. 10	5.65
FRENCH FRANC	FEB. 10	0.37
SWISS FRANC	FEB. 10	7.51
DUTCH GUILDER	FEB. 10	5.62
JAPANESE YEN	FEB. 10	9.46
ITALIAN LIRA	FEB. 10	-6.34

SERIES NAME	LAST VALUE PLOTTED	
	DATE	VALUE
CHART 3. GOLD PRICE IN LONDON, AFTERNOON FIXING		
U.S. DOLLARS PER FINE OUNCE	FEB. 10	381.58
CHART 4. CALL MONEY RATES		
U.S. FEDERAL FUNDS	FEB. 10	15.19
OVERNIGHT EURO-DOLLAR DEPOSITS	FEB. 10	15.25
U.K. 2-DAY LOCAL AUTHORITY DEPOSITS	FEB. 12	14.25
CANADA	JAN. 22	13.34
GERMANY	FEB. 12	10.00
EURO-DM	JAN. 29	9.95
JAPAN	FEB. 12	6.56
FRANCE	FEB. 12	14.41
NETHERLANDS	DEC. 25	10.65
EURO-SWISS FRANC	JAN. 29	4.38
CHART 5. 3-MONTH INTEREST RATES		
U.S. 90-DAY CD'S, SECONDARY MARKET	FEB. 10	15.32
GERMAN INTERBANK LOAN	FEB. 10	10.20
JAPANESE BANK LOANS & DISCOUNTS	FEB. 10	6.63
CANADIAN FINANCE PAPER	FEB. 10	15.40
INTERBANK STERLING	FEB. 10	14.56
SWISS INTERBANK LOAN	FEB. 10	8.27
WEIGHTED AVERAGE FOREIGN INTEREST RATE (G-10 COUNTRIES PLUS SWITZERLAND)	FEB. 10	11.88
CHART 6. EURO-DOLLAR DEPOSIT RATES: LONDON		
OVERNIGHT	FEB. 10	15.25
7-DAY	FEB. 10	15.45
1-MONTH	FEB. 10	15.71
3-MONTH	FEB. 10	15.86
6-MONTH	FEB. 10	15.88
1-YEAR	FEB. 10	15.79
CHART 7. SELECTED EURO-DOLLAR AND U.S. MONEY MARKET RATES		
OVERNIGHT EURO-DOLLAR DEPOSITS	FEB. 10	15.25
U.S. FEDERAL FUNDS	FEB. 10	15.19
DIFFERENTIAL ADJ. FOR RESERVE REQUIREMENTS	FEB. 10	0.06
3-MONTH EURO-DOLLAR DEPOSIT RATE	FEB. 10	15.86
U.S. 90-DAY CD'S, SECONDARY MARKET	FEB. 10	15.32
DIFFERENTIAL	FEB. 10	0.54

SERIES NAME

LAST VALUE PLOTTED
DATE VALUE

CHART 8. INTEREST ARBITRAGE, 3-MONTH FUNDS

EURO-DOLLAR DEPOSIT	FEB. 10	15.86
INTERBANK STERLING (LONDON), COVERED	FEB. 10	16.08
DIFFERENTIAL	FEB. 10	-0.22
U.S. COMMERCIAL PAPER	FEB. 10	14.83
CANADIAN FINANCE PAPER, COVERED	FEB. 10	15.82
DIFFERENTIAL	FEB. 10	-0.99
EURO-DOLLAR DEPOSIT	FEB. 10	15.86
INTERBANK DM (FRANKFURT), COVERED	FEB. 10	15.99
DIFFERENTIAL	FEB. 10	-0.13
EURO-DOLLAR DEPOSIT	FEB. 10	15.86
SWISS INTERBANK, COVERED	FEB. 10	15.94
DIFFERENTIAL	FEB. 10	-0.08

CHART 9. LONG TERM GOVERNMENT BOND YIELDS

UNITED STATES	FEB. 5	14.63
GERMANY	JAN. 29	9.80
JAPAN (MONTHLY)	JAN.	7.86
SWITZERLAND	FEB. 5	5.48
CANADA	JAN. 22	15.90
FRANCE	DEC. 11	16.49
NETHERLANDS	DEC. 25	11.12
UNITED KINGDOM	FEB. 5	12.86

U.S. CORPORATE

AAA BONDS	JAN.	15.18
EURO-DOLLAR BONDS	DEC.	12.70

CHART 10. STOCK INDICES

UNITED STATES	FEB. 3	120.06
UNITED KINGDOM	FEB. 3	127.07
CANADA	FEB. 3	171.78
GERMANY	FEB. 3	98.16
SWITZERLAND	FEB. 3	83.74
NETHERLANDS	FEB. 3	83.11
FRANCE	FEB. 3	97.91
JAPAN	FEB. 3	153.42

FEDERAL RESERVE statistical release



H. 10 (512)

FOREIGN EXCHANGE RATES

FEBRUARY 17, 1982

FOR THE WEEK ENDING FEBRUARY 12, 1982

COUNTRY	MONETARY UNIT	(CURRENCY UNITS PER DOLLAR)				
		FEB. 8	FEB. 9	FEB. 10	FEB. 11	FEB. 12
ARGENTINA	PESO	10700.00	10700.00	10700.00	10050.00	
*AUSTRALIA	DOLLAR	109.08	108.62	108.72	108.70	
AUSTRIA	SCHILLING	16.480	16.630	16.620	16.610	
BELGIUM	FRANC	40.100	40.450	40.390	40.370	
BRAZIL	CRUZEIRO	136.75	136.75	136.75	136.75	
CANADA	DOLLAR	1.2087	1.2168	1.2144	1.2098	
CHILE	PESO	39.100	39.100	39.100	39.100	
CHINA, P. R.	YUAN	1.8155	1.8247	1.8247	1.8250	
COLOMBIA	PESO	60.020	60.020	60.020	60.200	
DENMARK	KRONE	7.7180	7.7615	7.7550	7.7450	
FINLAND	MARKKA	4.4810	4.5125	4.5110	4.5020	
FRANCE	FRANC	5.9905	6.0280	6.0090	6.0070	
GERMANY	D. MARK	2.3577	2.3750	2.3667	2.3665	H
GREECE	DRACHMA	60.450	61.250	60.700	60.930	
HONG KONG	DOLLAR	5.8550	5.8850	5.8850	5.8850	
INDIA	RUPEE	9.1600	9.1900	9.1800	9.1700	O
INDONESIA	RUPIAH	644.00	644.00	644.00	640.00	
IRAN	RIAL	NA	NA	NA	NA	
*IRELAND	POUND	149.15	148.25	148.60	148.80	L
ISRAEL	SHEKEL	17.170	17.290	17.290	17.360	
ITALY	LIRA	1259.00	1269.00	1265.00	1263.00	
JAPAN	YEN	234.75	236.50	236.35	235.75	I
MALAYSIA	DOLLAR	2.3095	2.3230	2.3200	2.3170	
MEXICO	PESO	26.7600	26.7700	26.7900	27.0000	
NETHERLANDS	GUILDER	2.5870	2.6055	2.5985	2.5950	D
*NEW ZEALAND	DOLLAR	79.840	79.350	79.400	79.410	
NORWAY	KRONE	5.9600	5.9710	5.9650	5.9775	
PERU	SOL	526.00	526.00	526.00	536.00	A
PHILIPPINES	PESO	8.2140	8.2140	8.2140	8.2830	
PORTUGAL	ESCUDO	68.750	69.550	69.350	69.150	
SINGAPORE	DOLLAR	2.1095	2.1195	2.1190	2.1175	Y
*SOUTH AFRICA	RAND	102.05	101.20	101.40	101.60	
SOUTH KOREA	WON	709.25	709.25	709.75	709.75	
SPAIN	PESETA	98.490	100.250	100.150	99.870	
SRI LANKA	RUPEE	20.700	20.700	20.700	20.700	
SWEDEN	KRONA	5.7515	5.7650	5.7620	5.7550	
SWITZERLAND	FRANC	1.8950	1.9115	1.9040	1.8973	
THAILAND	BAHT	23.050	23.050	23.050	23.050	
*UNITED KINGDOM	POUND	186.25	184.20	184.75	184.90	
VENEZUELA	BOLIVAR	4.2960	4.2960	4.2960	4.2960	

* VALUE IN U.S. CENTS