

(516/517)

DATA FILE
LIBRARY
FEDERAL RESERVE BANK
OF CHICAGO

LIBRARY
FEB 8 1982
FEDERAL RESERVE
BANK OF CHICAGO

Selected Interest & Exchange Rates

Weekly Series of Charts

February 1, 1982

Prepared by the
FINANCIAL MARKETS
SECTION

DIVISION OF
INTERNATIONAL FINANCE

BOARD OF GOVERNORS
FEDERAL RESERVE SYSTEM
Washington, D.C. 20551

Table of Contents

TABLES

1. LATEST FIGURES PLOTTED
2. DAILY CERTIFIED SPOT EXCHANGE RATES--
H.10 RELEASE

CHARTS

1. SPOT EXCHANGE RATE INDICES
2. 3-MONTH FORWARD EXCHANGE RATES
3. GOLD PRICE--LONDON
4. CALL MONEY RATES
5. 3-MONTH INTEREST RATES
6. EURO-DOLLAR DEPOSIT RATES
7. SELECTED EURO-DOLLAR AND U.S. MONEY MARKET RATES
8. INTEREST ARBITRAGE: 3-MONTH FUNDS
9. LONG-TERM GOVERNMENT BOND YIELDS
10. INDUSTRIAL STOCK INDICES

SUBSCRIPTION RATES:

Weekly \$15.00 per year or \$.40 each in the United States, its possessions, Canada, and Mexico; 10 or more of the same issue to one address, \$13.50 per year or \$.35 each. Elsewhere, \$20.00 per year or \$.50 each. Address requests to Publications Services, Division of Administrative Services, and make payment remittance payable to the order of the Board of Governors of the Federal Reserve System in a form collectible at par in U.S. Currency.

CHART 1

SPOT EXCHANGE INDICES

DOLLAR PRICES OF FOREIGN CURRENCIES AND WEIGHTED AVERAGE VALUES (THIN LINE)
AVERAGES FOR WEEK ENDING WEDNESDAY

RATIO SCALE
MARCH 1973=100

RATIO SCALE
MARCH 1973=100

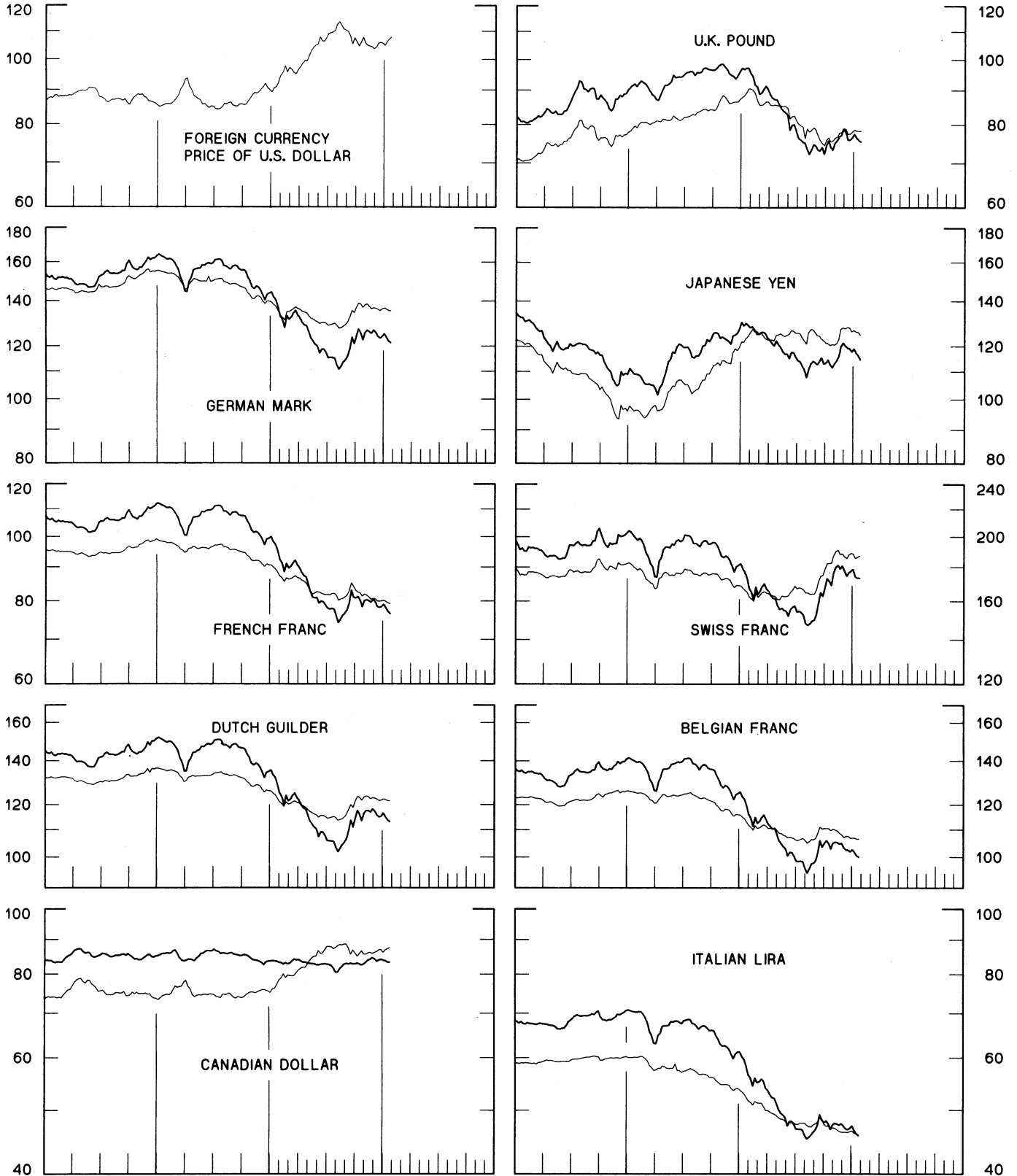


CHART 2
3-MONTH FORWARD EXCHANGE RATES
 PREMIUM (+) OR (-)
 AVERAGES FOR WEEK ENDING WEDNESDAY

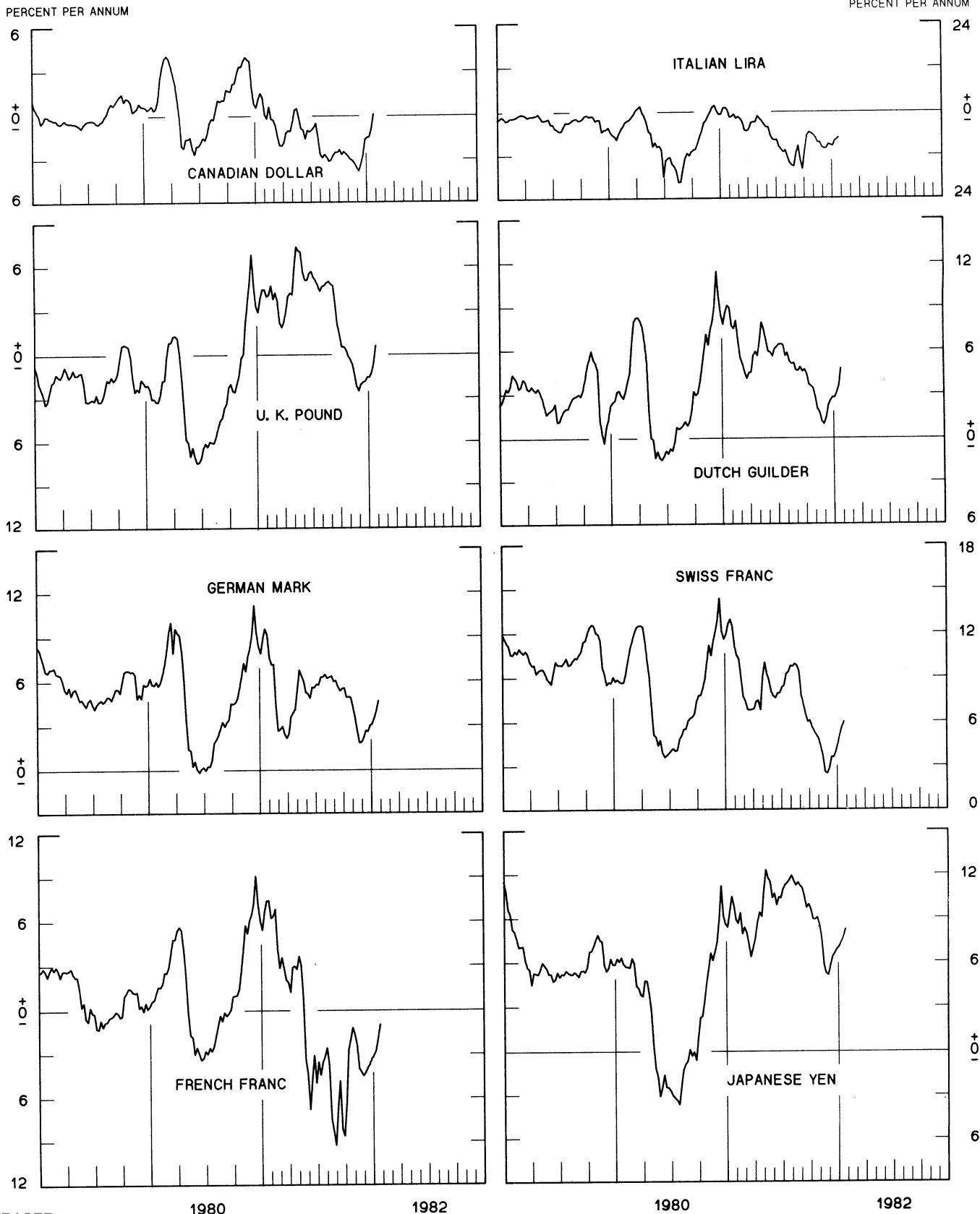


CHART 3
PRICE OF GOLD IN LONDON
AVERAGES FOR WEEK ENDING WEDNESDAY

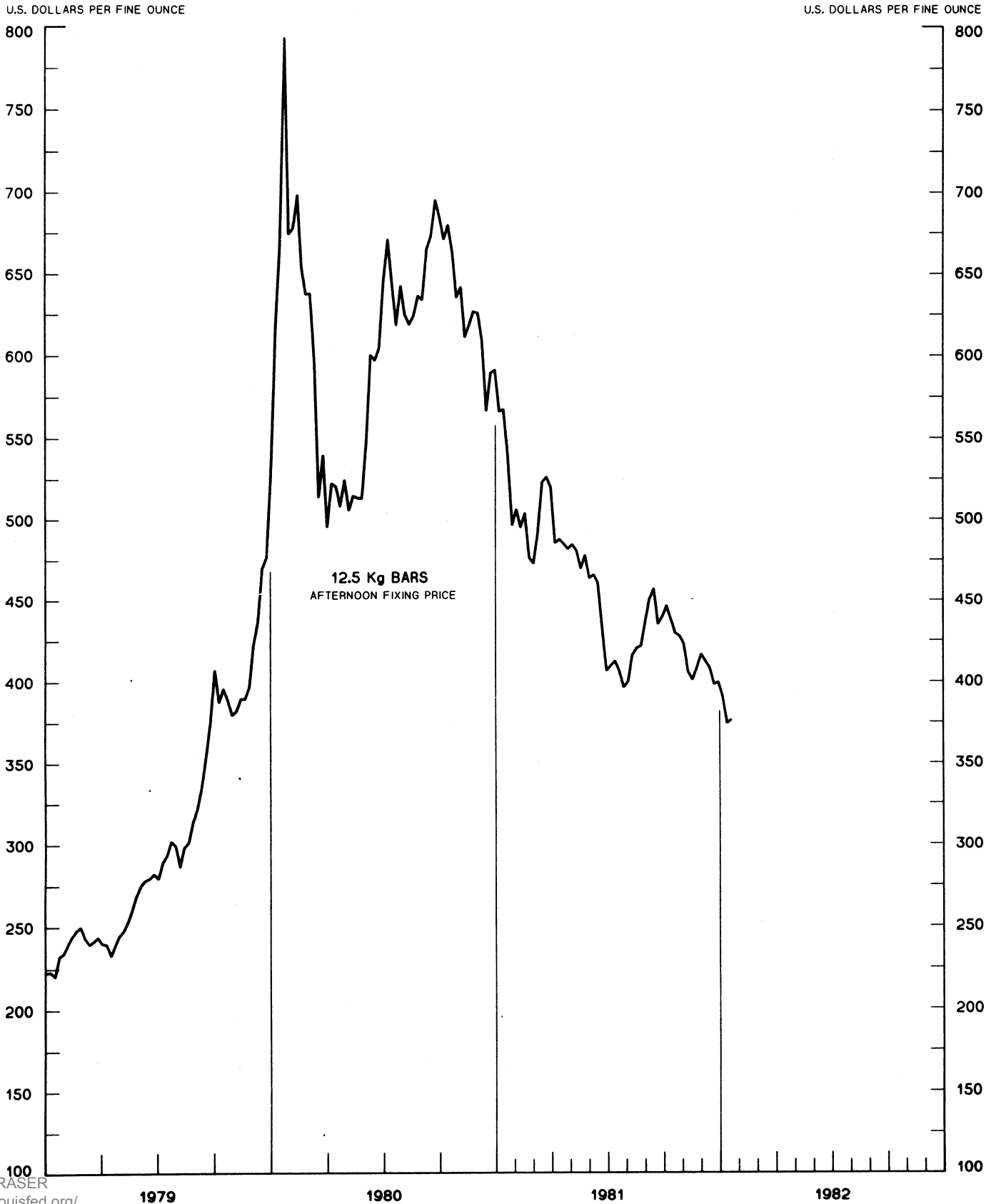
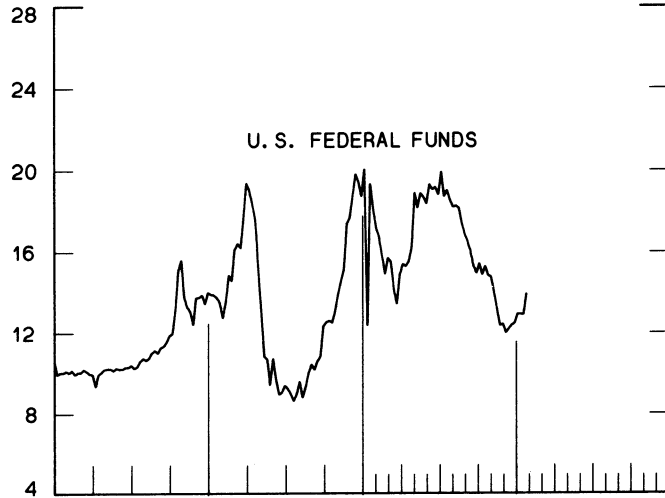
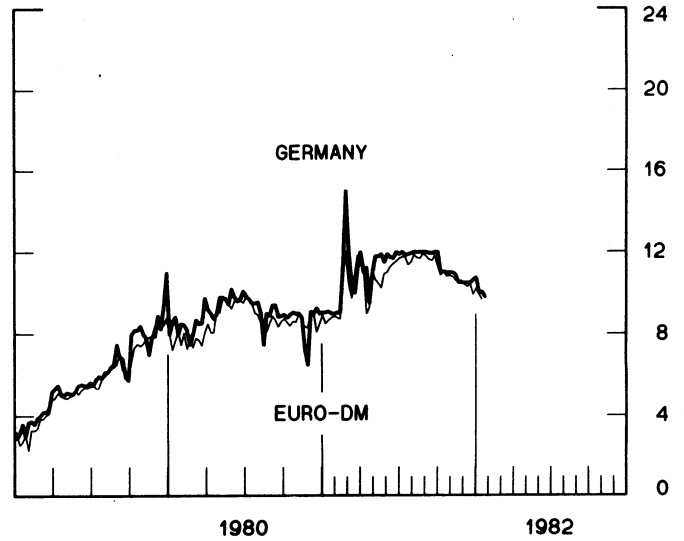
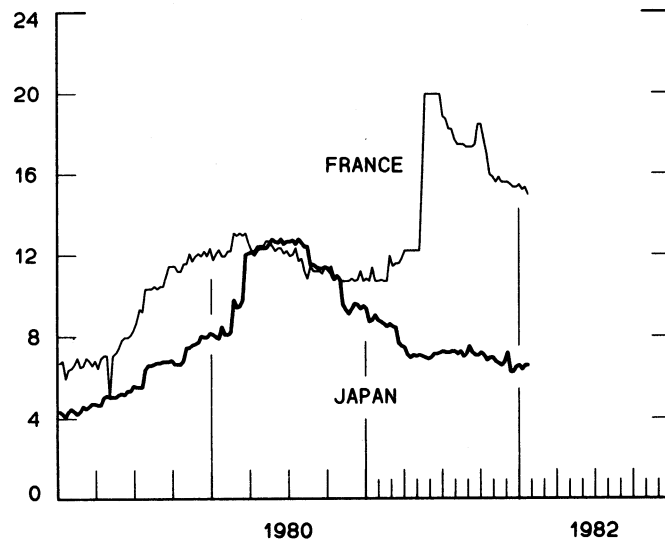
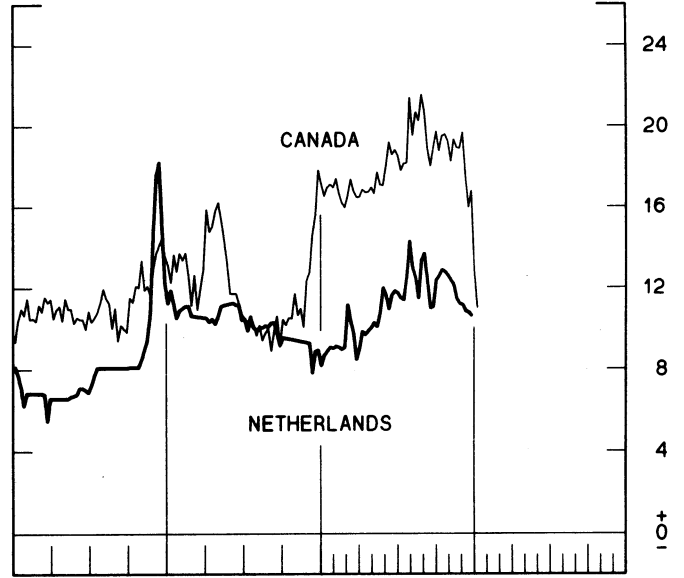
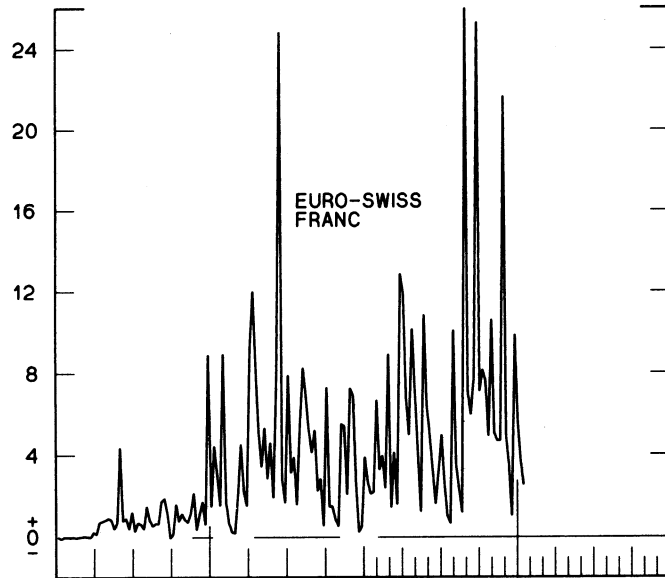
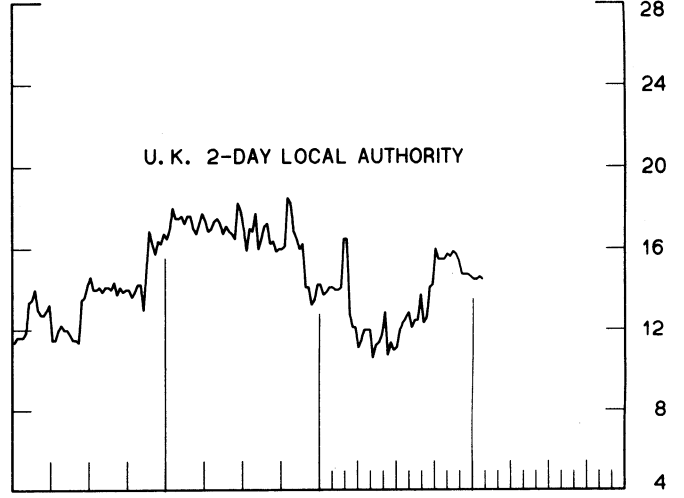


CHART 4
CALL MONEY RATES
 WEEKLY SERIES

PERCENT PER ANNUM



PERCENT PER ANNUM



1980

1982

1980

1982

CHART 5
3-MONTH INTEREST RATES
 WEEKLY SERIES

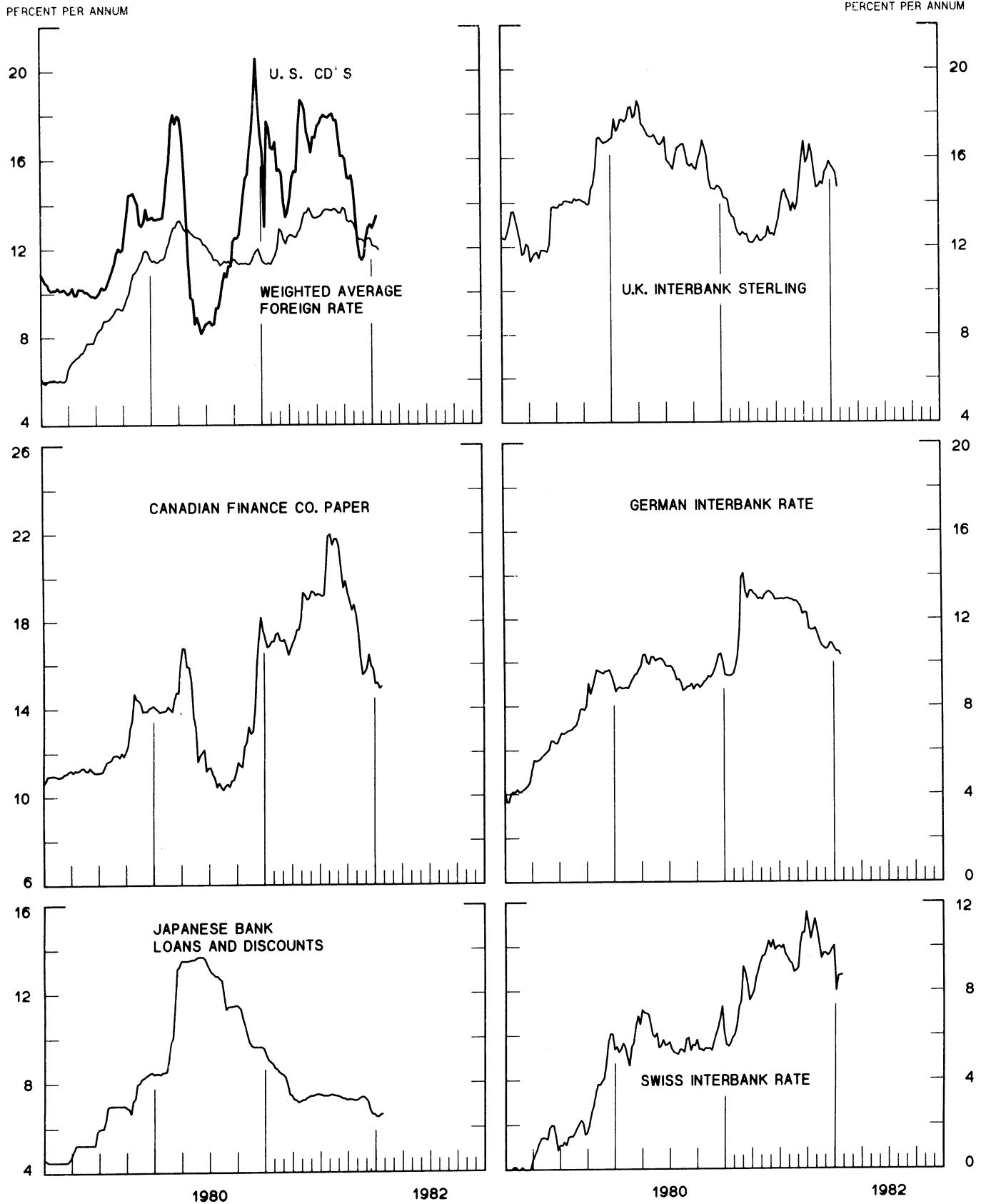


CHART 6
EURO-DOLLAR DEPOSIT RATES LONDON
 AVERAGES FOR WEEK ENDING WEDNESDAY

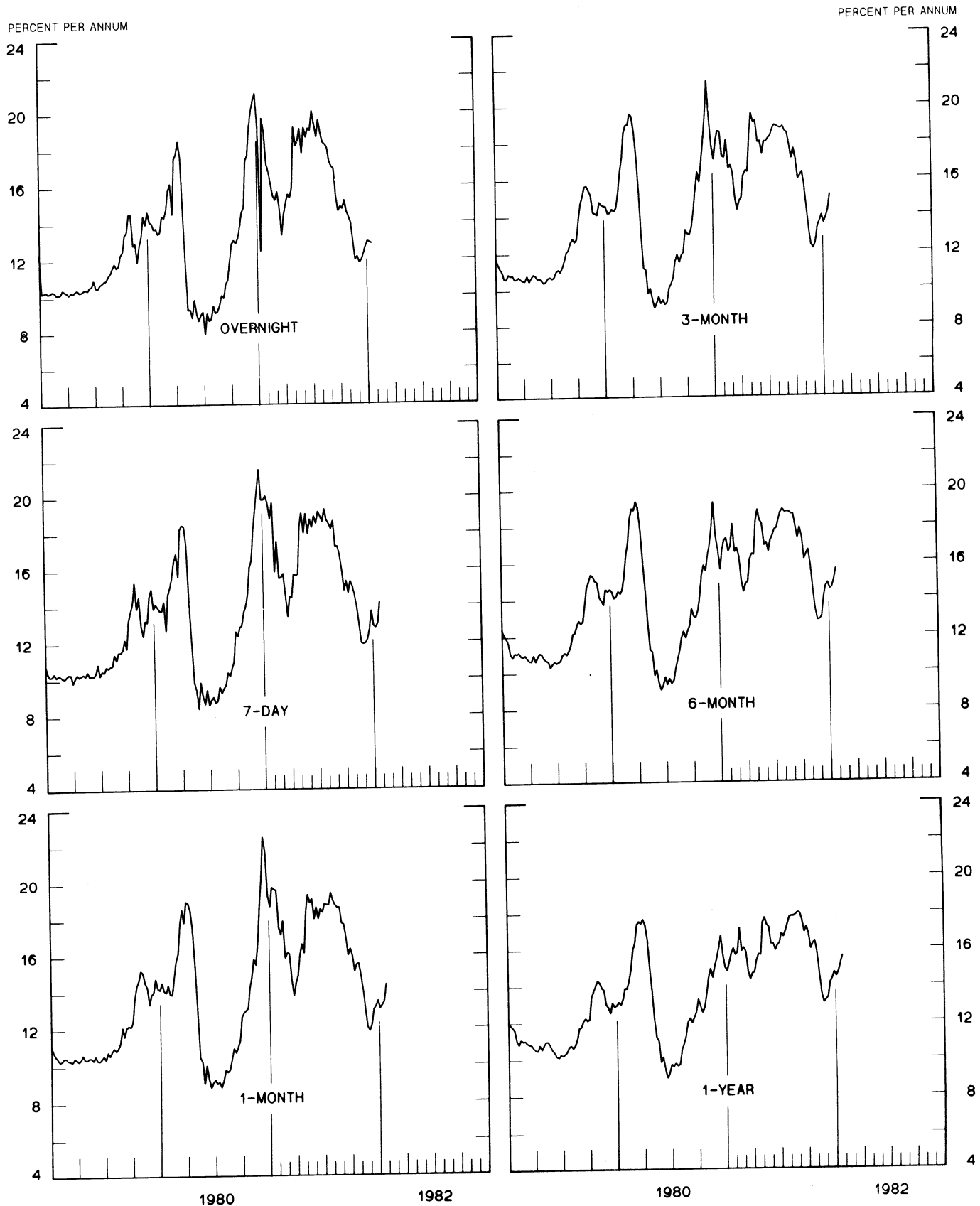
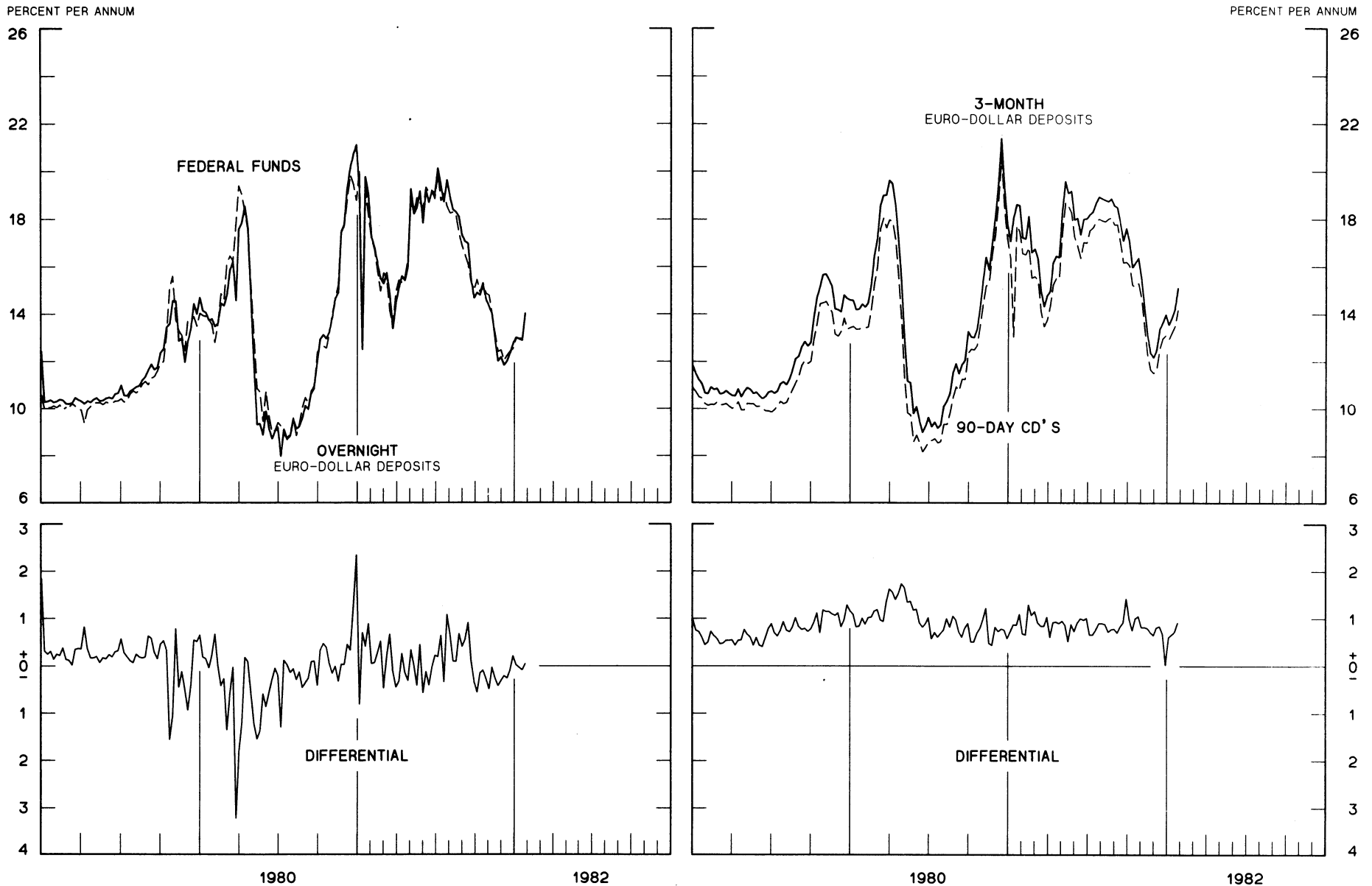


CHART 7
SELECTED EURO-DOLLAR AND U. S. MONEY MARKET RATES

DIFFERENTIAL: PLUS(+), FAVORS BORROWING IN U. S.
 AVERAGES FOR WEEK ENDING WEDNESDAY

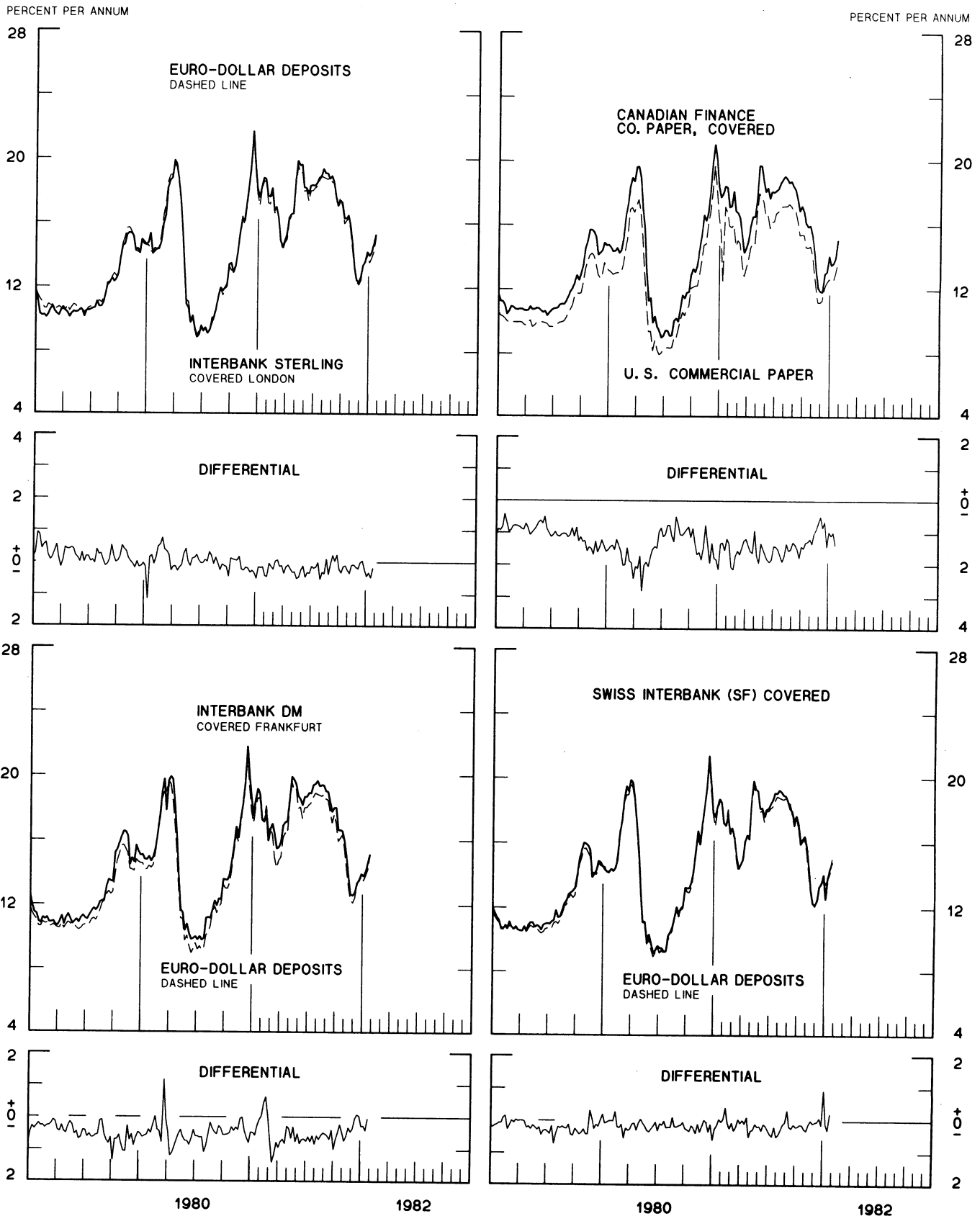


1 PERCENT ON DIFFERENTIAL SCALE = 2 PERCENT ON RATE SCALE

CHART 8

INTEREST ARBITRAGE: 3-MONTH FUNDS

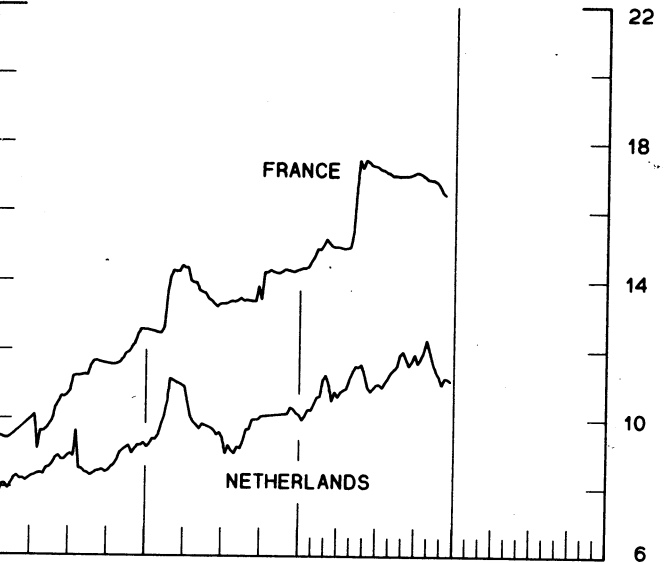
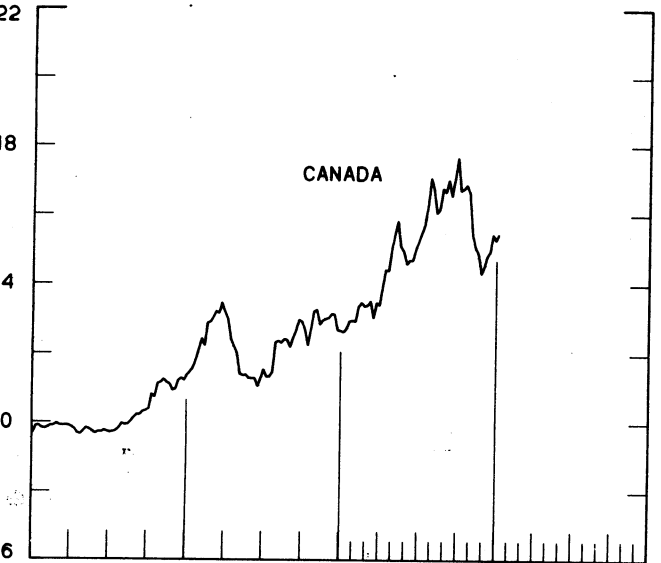
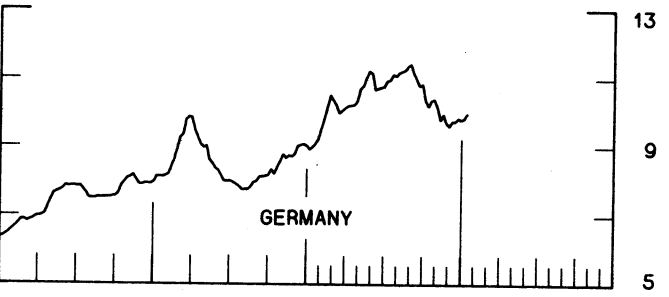
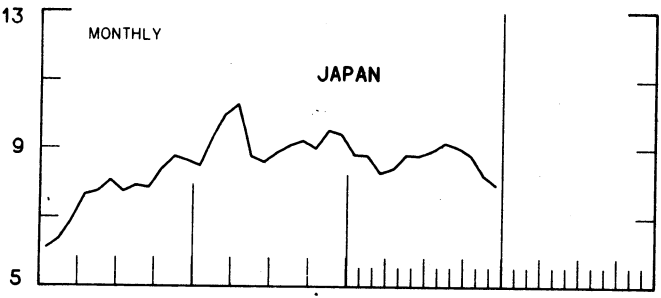
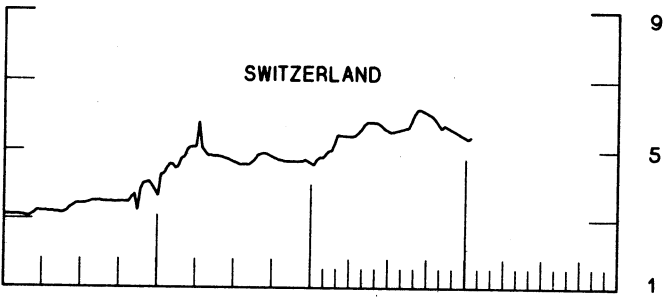
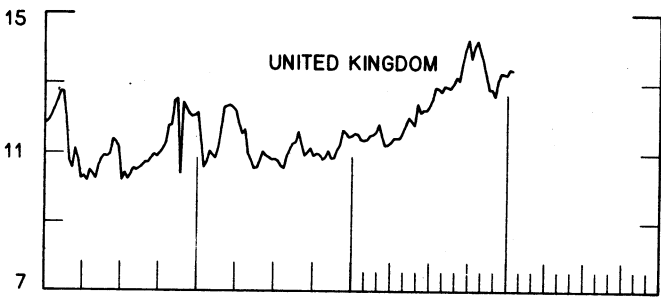
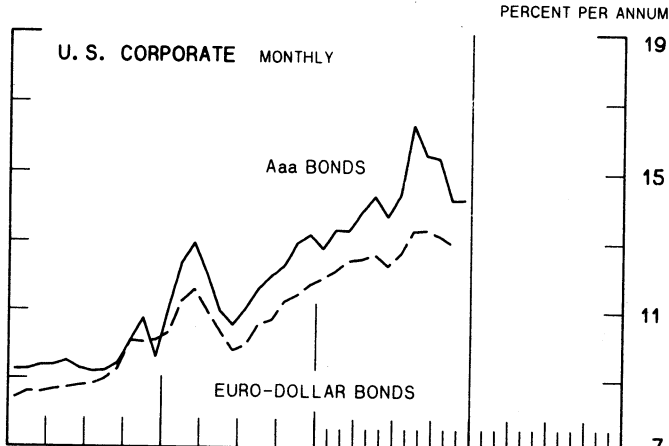
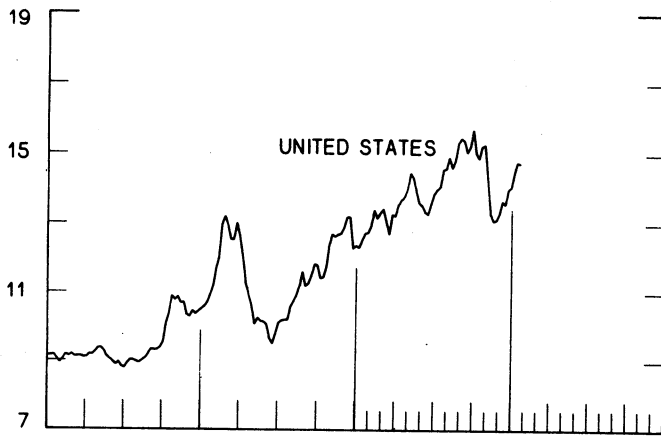
DIFFERENTIAL: PLUS(+), INDICATES FAVOR DOLLAR ASSETS
AVERAGES FOR WEEK ENDING WEDNESDAY



1 PERCENT ON DIFFERENTIAL SCALE = 2 PERCENT ON RATE SCALE

CHART 9
LONG-TERM GOVERNMENT BOND YIELDS
 WEEKLY SERIES

PERCENT PER ANNUM



1980

1982

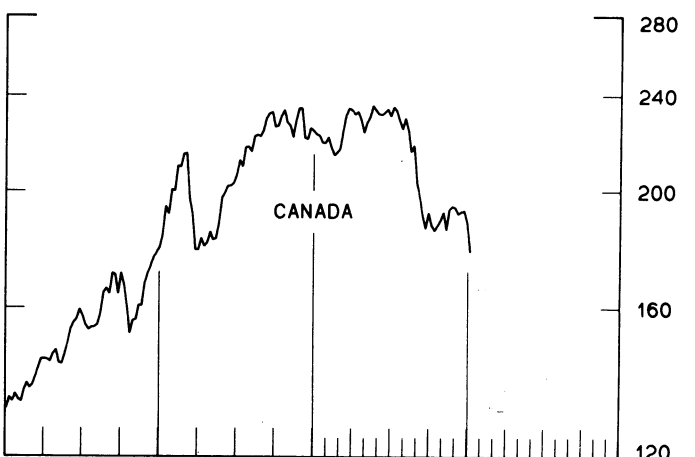
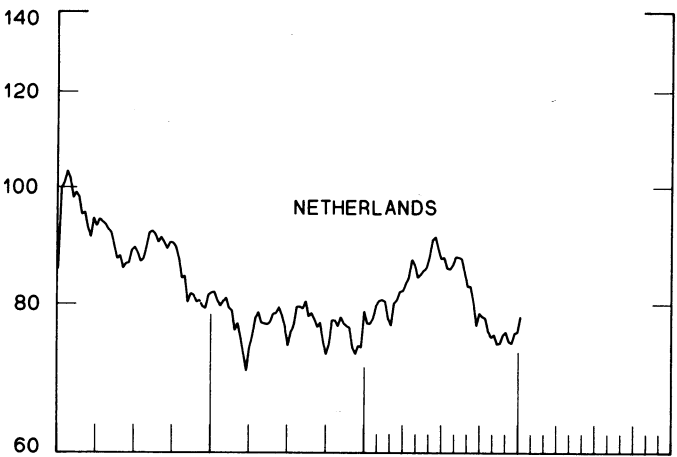
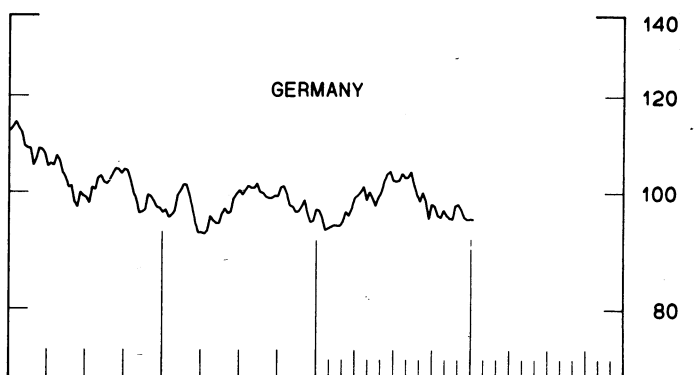
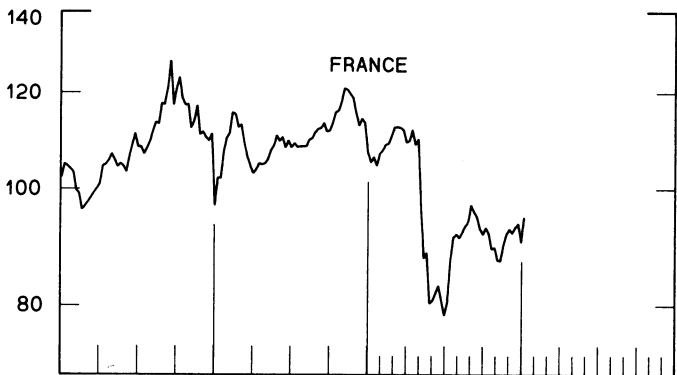
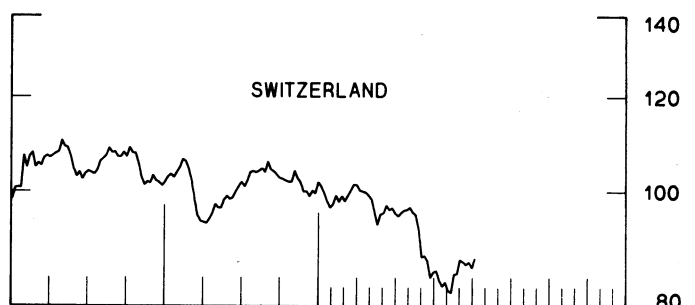
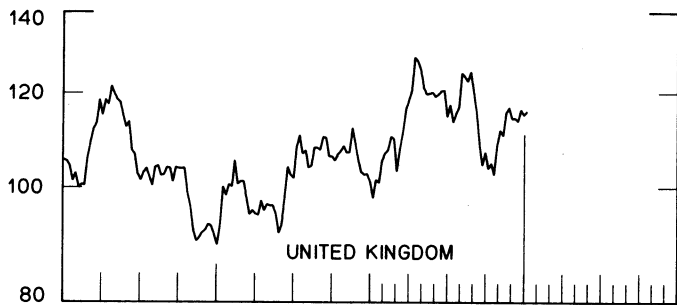
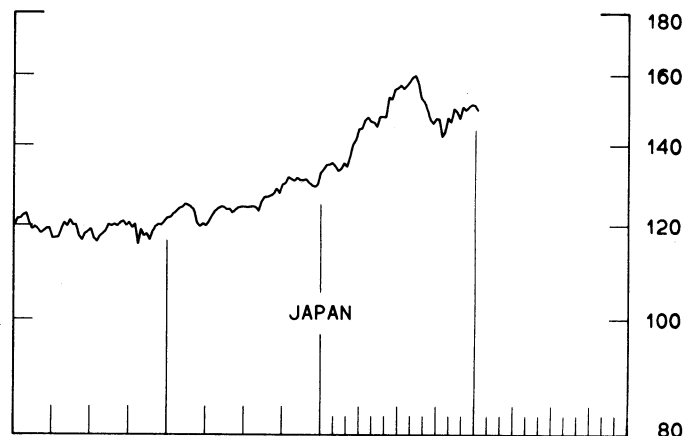
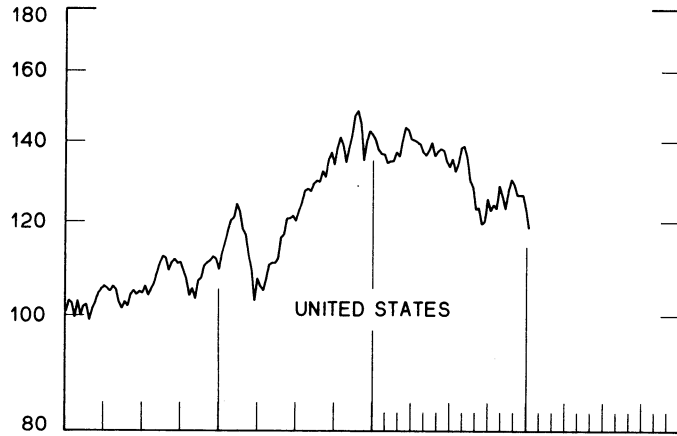
1980

1982

CHART 10
INDUSTRIAL STOCK INDICES
 WEEKLY SERIES

RATIO SCALE
 1969=100

RATIO SCALE
 1969=100



1980

1982

1980

1982

SERIES NAME

LAST VALUE PLOTTED
DATE VALUE

CHART 1. SPOT EXCHANGE RATES AND INDICES

WEEKLY AVERAGES, NOON BUYING RATES (U.S. CENTS)

GERMAN MARK	JAN. 27	43.18
JAPANESE YEN	JAN. 27	0.43850
DUTCH GUILDER	JAN. 27	39.38
U.K. POUND	JAN. 27	186.83
CANADIAN DOLLAR	JAN. 27	83.67
FRENCH FRANC	JAN. 27	16.96
SWISS FRANC	JAN. 27	53.92
BELGIAN FRANC	JAN. 27	2.54148
ITALIAN LIRA	JAN. 27	0.08055

INDICES, MARCH 1973 BASE RATES = 100

GERMAN MARK	JAN. 27	121.47
JAPANESE YEN	JAN. 27	114.81
DUTCH GUILDER	JAN. 27	113.05
U.K. POUND	JAN. 27	75.57
CANADIAN DOLLAR	JAN. 27	83.40
FRENCH FRANC	JAN. 27	76.43
SWISS FRANC	JAN. 27	173.48
BELGIAN FRANC	JAN. 27	100.15
ITALIAN LIRA	JAN. 27	45.76

WEIGHTED AVERAGE EXCHANGE VALUE INDICES, MAR 1973 = 100
(G-10 COUNTRIES PLUS SWITZERLAND)

U.S. DOLLAR	JAN. 27	108.00
GERMAN MARK	JAN. 27	135.67
JAPANESE YEN	JAN. 27	124.92
DUTCH GUILDER	JAN. 27	121.65
U.K. POUND	JAN. 27	78.48
CANADIAN DOLLAR	JAN. 27	87.77
FRENCH FRANC	JAN. 27	79.28
SWISS FRANC	JAN. 27	187.59
BELGIAN FRANC	JAN. 27	106.74
ITALIAN LIRA	JAN. 27	46.01
SWEDISH KRONA	JAN. 27	82.58

• CHART 2. 3-MONTH FORWARD EXCHANGE RATES, PREMIUM OR DISCOUNT

CANADIAN DOLLAR	JAN. 27	0.09
U.K. POUND	JAN. 27	0.59
GERMAN MARK	JAN. 27	4.69
FRENCH FRANC	JAN. 27	-0.95
SWISS FRANC	JAN. 27	6.01
DUTCH GUILDER	JAN. 27	4.74
JAPANESE YEN	JAN. 27	8.26
ITALIAN LIRA	JAN. 27	-7.17

SERIES NAME	LAST VALUE PLOTTED	
	DATE	VALUE
CHART 3. GOLD PRICE IN LONDON, AFTERNOON FIXING		
U.S. DOLLARS PER FINE OUNCE	JAN. 27	376.85
CHART 4. CALL MONEY RATES		
U.S. FEDERAL FUNDS	JAN. 27	13.98
OVERNIGHT EURO-DOLLAR DEPOSITS	JAN. 27	14.02
U.K. 2-DAY LOCAL AUTHORITY DEPOSITS	JAN. 22	14.50
CANADA	JAN. 8	11.02
GERMANY	JAN. 22	9.80
EURO-DM	JAN. 15	9.67
JAPAN	JAN. 22	6.63
FRANCE	JAN. 22	15.00
NETHERLANDS	DEC. 25	10.65
EURO-SWISS FRANC	JAN. 15	2.55
CHART 5. 3-MONTH INTEREST RATES		
U.S. 90-DAY CD'S, SECONDARY MARKET	JAN. 27	14.18
GERMAN INTERBANK LOAN	JAN. 27	10.32
JAPANESE BANK LOANS & DISCOUNTS	JAN. 27	6.63
CANADIAN FINANCE PAPER	JAN. 27	15.01
INTERBANK STERLING	JAN. 27	14.66
SWISS INTERBANK LOAN	JAN. 27	8.72
WEIGHTED AVERAGE FOREIGN INTEREST RATE (G-10 COUNTRIES PLUS SWITZERLAND)	JAN. 27	11.95
CHART 6. EURO-DOLLAR DEPOSIT RATES: LONDON		
OVERNIGHT	JAN. 27	14.02
7-DAY	JAN. 27	14.19
1-MONTH	JAN. 27	14.43
3-MONTH	JAN. 27	15.10
6-MONTH	JAN. 27	15.60
1-YEAR	JAN. 27	15.61
CHART 7. SELECTED EURO-DOLLAR AND U.S. MONEY MARKET RATES		
OVERNIGHT EURO-DOLLAR DEPOSITS	JAN. 27	14.02
U.S. FEDERAL FUNDS	JAN. 27	13.98
DIFFERENTIAL ADJ. FOR RESERVE REQUIREMENTS	JAN. 27	0.05
3-MONTH EURO-DOLLAR DEPOSIT RATE	JAN. 27	15.10
U.S. 90-DAY CD'S, SECONDARY MARKET	JAN. 27	14.18
DIFFERENTIAL	JAN. 27	0.92

SERIES NAME

LAST VALUE PLOTTED
DATE VALUE

CHART 8. INTEREST ARBITRAGE, 3-MONTH FUNDS

EURO-DOLLAR DEPOSIT	JAN. 27	15.10
INTERBANK STERLING (LONDON), COVERED	JAN. 27	15.28
DIFFERENTIAL	JAN. 27	-0.18
U.S. COMMERCIAL PAPER	JAN. 27	13.73
CANADIAN FINANCE PAPER, COVERED	JAN. 27	15.11
DIFFERENTIAL	JAN. 27	-1.38
EURO-DOLLAR DEPOSIT	JAN. 27	15.10
INTERBANK DM (FRANKFURT), COVERED	JAN. 27	15.13
DIFFERENTIAL	JAN. 27	-0.03
EURO-DOLLAR DEPOSIT	JAN. 27	15.10
SWISS INTERBANK, COVERED	JAN. 27	14.87
DIFFERENTIAL	JAN. 27	0.23

CHART 9. LONG TERM GOVERNMENT BOND YIELDS

UNITED STATES	JAN. 22	14.73
GERMANY	JAN. 15	9.97
JAPAN (MONTHLY)	DEC.	7.94
SWITZERLAND	JAN. 15	5.40
CANADA	JAN. 8	15.46
FRANCE	DEC. 11	16.49
NETHERLANDS	DEC. 25	11.12
UNITED KINGDOM	JAN. 15	13.38

U.S. CORPORATE

AAA BONDS	DEC.	14.23
EURO-DOLLAR BONDS	NOV.	12.96

CHART 10. STOCK INDICES

UNITED STATES	JAN. 13	118.65
UNITED KINGDOM	JAN. 13	115.93
CANADA	JAN. 13	178.30
GERMANY	JAN. 13	95.06
SWITZERLAND	JAN. 13	87.73
NETHERLANDS	JAN. 13	78.19
FRANCE	JAN. 13	94.79
JAPAN	JAN. 13	149.61

FEDERAL RESERVE statistical release



H. 10 (512)

FOREIGN EXCHANGE RATES

FEBRUARY 1, 1982

FOR THE WEEK ENDING JANUARY 29, 1982

COUNTRY	MONETARY UNIT	(CURRENCY UNITS PER DOLLAR)				
		JAN. 25	JAN. 26	JAN. 27	JAN. 28	JAN. 29
ARGENTINA	PESO	9950.00	9950.00	9950.00	9950.00	10100.00
*AUSTRALIA	DOLLAR	110.45	110.52	110.27	109.90	109.30
AUSTRIA	SCHILLING	16.380	16.360	16.245	16.330	16.170
BELGIUM	FRANC	39.660	39.380	39.360	39.560	39.740
BRAZIL	CRUZEIRO	132.22	132.22	134.44	134.44	134.44
CANADA	DOLLAR	1.1984	1.1949	1.1969	1.1980	1.1967
CHILE	PESO	39.100	39.100	39.100	39.100	39.100
CHINA, P.R.	YUAN	1.7904	1.7904	1.7904	1.7975	1.7975
COLOMBIA	PESO	59.700	59.700	59.700	59.700	59.700
DENMARK	KRONE	7.6475	7.5850	7.6175	7.6350	7.6025
FINLAND	MARKKA	4.4625	4.4590	4.4300	4.4540	4.4200
FRANCE	FRANC	5.9425	5.8940	5.9160	5.9205	5.8940
GERMANY	D. MARK	2.3380	2.3140	2.3225	2.3275	2.3165
GREECE	DRACHMA	59.750	60.150	59.400	60.000	60.000
HONG KONG	DOLLAR	5.8850	5.8600	5.8200	5.8375	5.7900
INDIA	RUPEE	9.2000	9.2000	9.1700	9.1500	9.1400
INDONESIA	RUPIAH	641.00	641.00	641.00	641.00	641.00
IRAN	RIAL	NA	NA	NA	NA	NA
*IRELAND	POUND	150.30	151.70	151.25	151.00	151.85
ISRAEL	SHEKEL	16.470	16.470	16.720	16.720	16.740
ITALY	LIRA	1250.00	1238.25	1247.00	1248.50	1241.00
JAPAN	YEN	229.40	228.25	229.60	231.00	228.30
MALAYSIA	DOLLAR	2.2760	2.2700	2.2710	2.2770	2.2760
MEXICO	PESO	26.5800	26.6000	26.6100	26.6300	26.6900
NETHERLANDS	GUILDER	2.5595	2.5360	2.5525	2.5520	2.5425
*NEW ZEALAND	DOLLAR	80.500	80.580	80.400	80.200	80.500
NORWAY	KRONE	5.9350	5.9000	5.9385	5.9075	5.8975
PERU	SOL	523.75	523.75	523.75	523.75	523.75
PHILIPPINES	PESO	8.2140	8.2140	8.2140	8.2140	8.2140
PORTUGAL	ESCUDO	67.400	67.550	67.400	67.600	67.300
SINGAPORE	DOLLAR	2.0780	2.0690	2.0750	2.0780	2.0780
*SOUTH AFRICA	RAND	102.55	102.20	102.77	102.70	102.85
SOUTH KOREA	WON	707.15	707.15	708.35	708.35	7.09
SPAIN	PESETA	99.570	99.650	98.300	99.180	98.370
SRI LANKA	RUPEE	20.280	20.280	20.280	20.280	20.300
SWEDEN	KRONA	5.6875	5.6475	5.6875	5.6875	5.6850
SWITZERLAND	FRANC	1.8695	1.8510	1.8555	1.8575	1.8460
THAILAND	BAHT	23.050	23.050	23.050	23.050	23.050
*UNITED KINGDOM	POUND	185.45	187.05	186.60	187.45	187.90
VENEZUELA	BOLIVAR	4.2960	4.2960	4.2960	4.2960	4.2960

* VALUE IN U.S. CENTS