

DATA FILE
LIBRARY
FEDERAL RESERVE BANK
OF CHICAGO

LIBRARY
FEB 1 1982
FEDERAL RESERVE
BANK OF CHICAGO

Selected Interest & Exchange Rates

Weekly Series of Charts

January 25, 1982

Prepared by the
FINANCIAL MARKETS
SECTION

DIVISION OF
INTERNATIONAL FINANCE

BOARD OF GOVERNORS
FEDERAL RESERVE SYSTEM
Washington, D.C. 20551

Table of Contents

TABLES

1. LATEST FIGURES PLOTTED
2. DAILY CERTIFIED SPOT EXCHANGE RATES--H.10 RELEASE

CHARTS

1. SPOT EXCHANGE RATE INDICES
2. 3-MONTH FORWARD EXCHANGE RATES
3. GOLD PRICE--LONDON
4. CALL MONEY RATES
5. 3-MONTH INTEREST RATES
6. EURO-DOLLAR DEPOSIT RATES
7. SELECTED EURO-DOLLAR AND U.S. MONEY MARKET RATES
8. INTEREST ARBITRAGE: 3-MONTH FUNDS
9. LONG-TERM GOVERNMENT BOND YIELDS
10. INDUSTRIAL STOCK INDICES

SUBSCRIPTION RATES:

Weekly \$15.00 per year or \$.40 each in the United States, its possessions, Canada, and Mexico; 10 or more of the same issue to one address, \$13.50 per year or \$.35 each. Elsewhere, \$20.00 per year or \$.50 each. Address requests to Publications Services, Division of Administrative Services, and make payment remittance payable to the order of the Board of Governors of the Federal Reserve System in a form collectible at par in U.S. Currency.

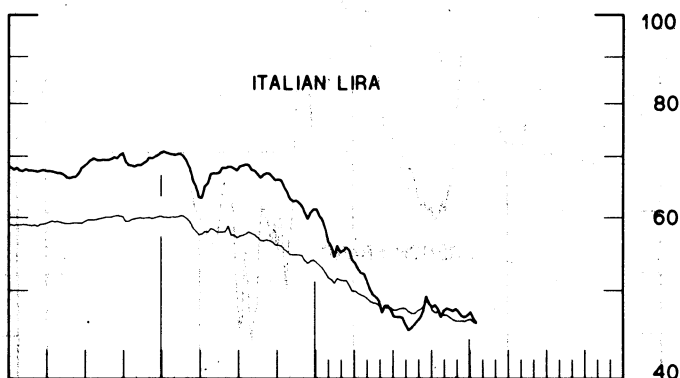
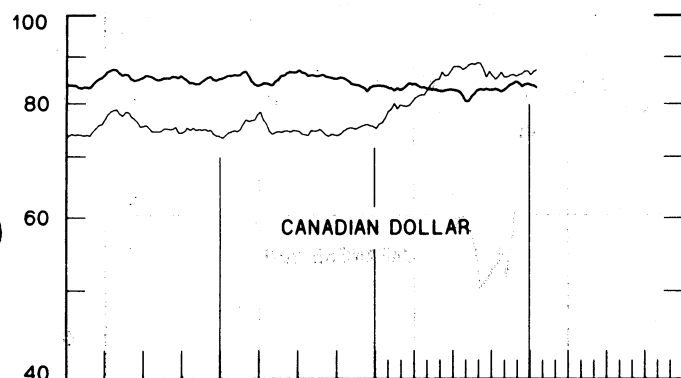
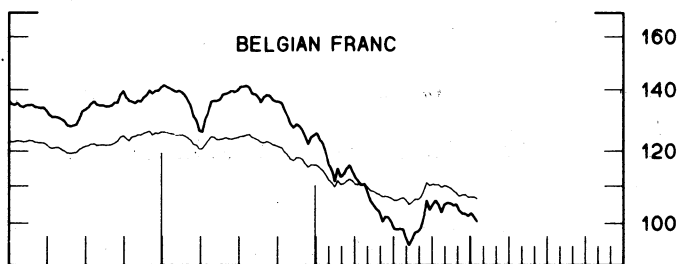
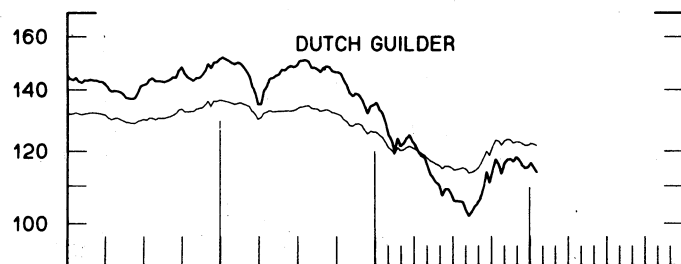
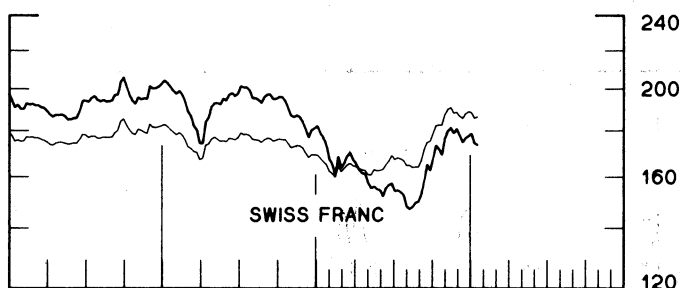
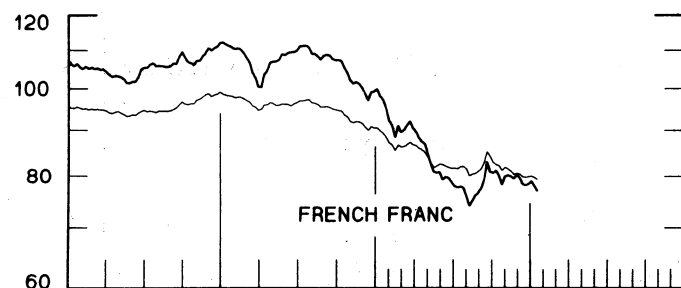
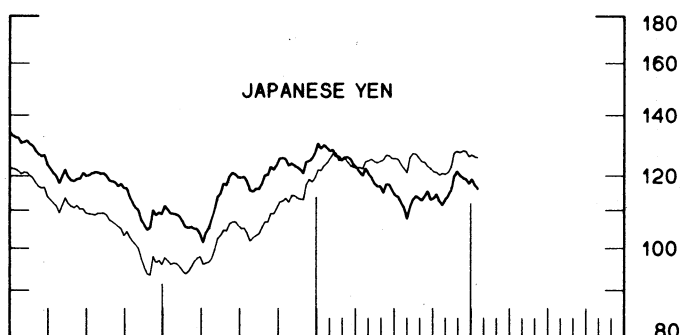
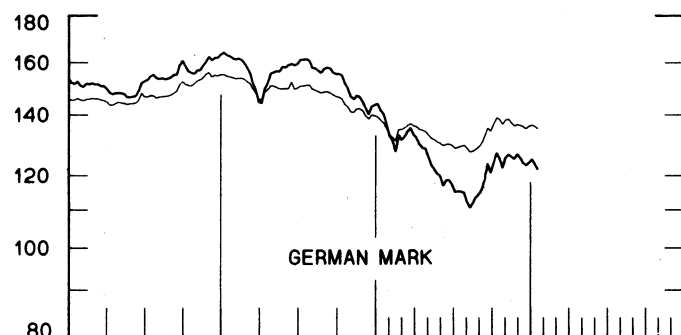
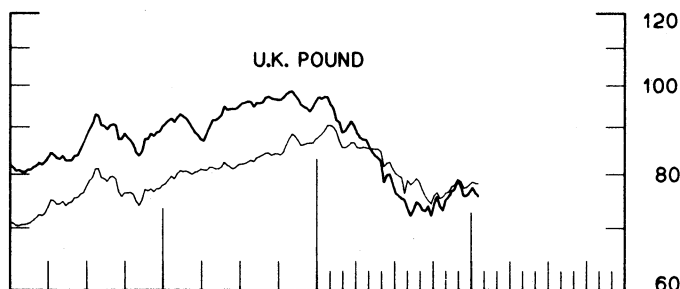
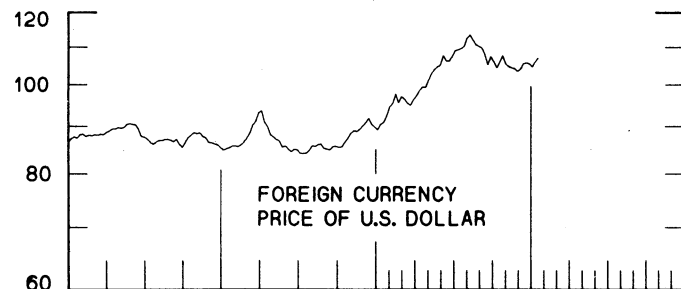
CHART 1

SPOT EXCHANGE INDICES

DOLLAR PRICES OF FOREIGN CURRENCIES AND WEIGHTED AVERAGE VALUES (THIN LINE)
AVERAGES FOR WEEK ENDING WEDNESDAY

RATIO SCALE
MARCH 1973=100

RATIO SCALE
MARCH 1973=100



1980

1982

1980

1982

CHART 2
3-MONTH FORWARD EXCHANGE RATES
 PREMIUM (+) OR (-)
 AVERAGES FOR WEEK ENDING WEDNESDAY

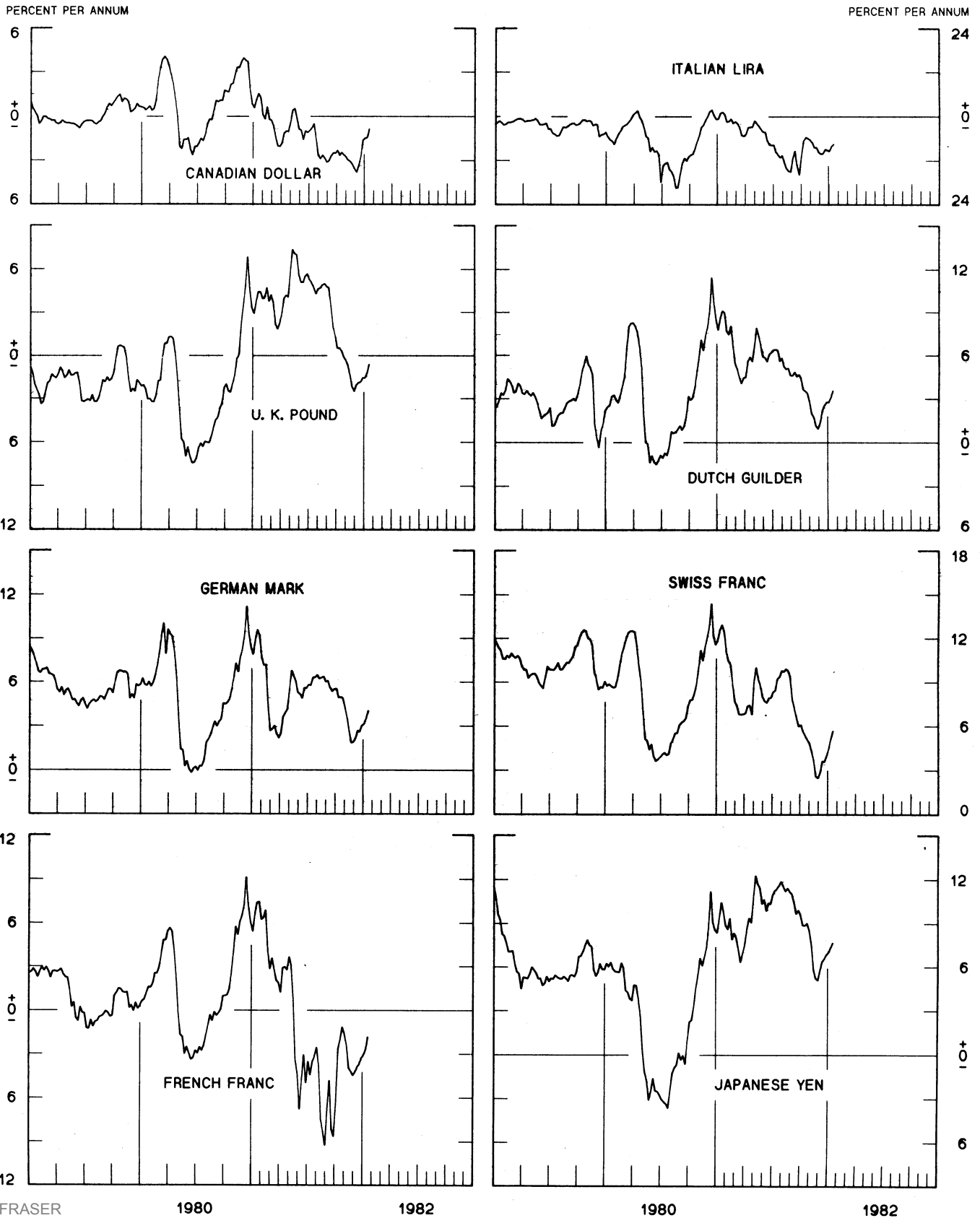


CHART 3
PRICE OF GOLD IN LONDON
AVERAGES FOR WEEK ENDING WEDNESDAY

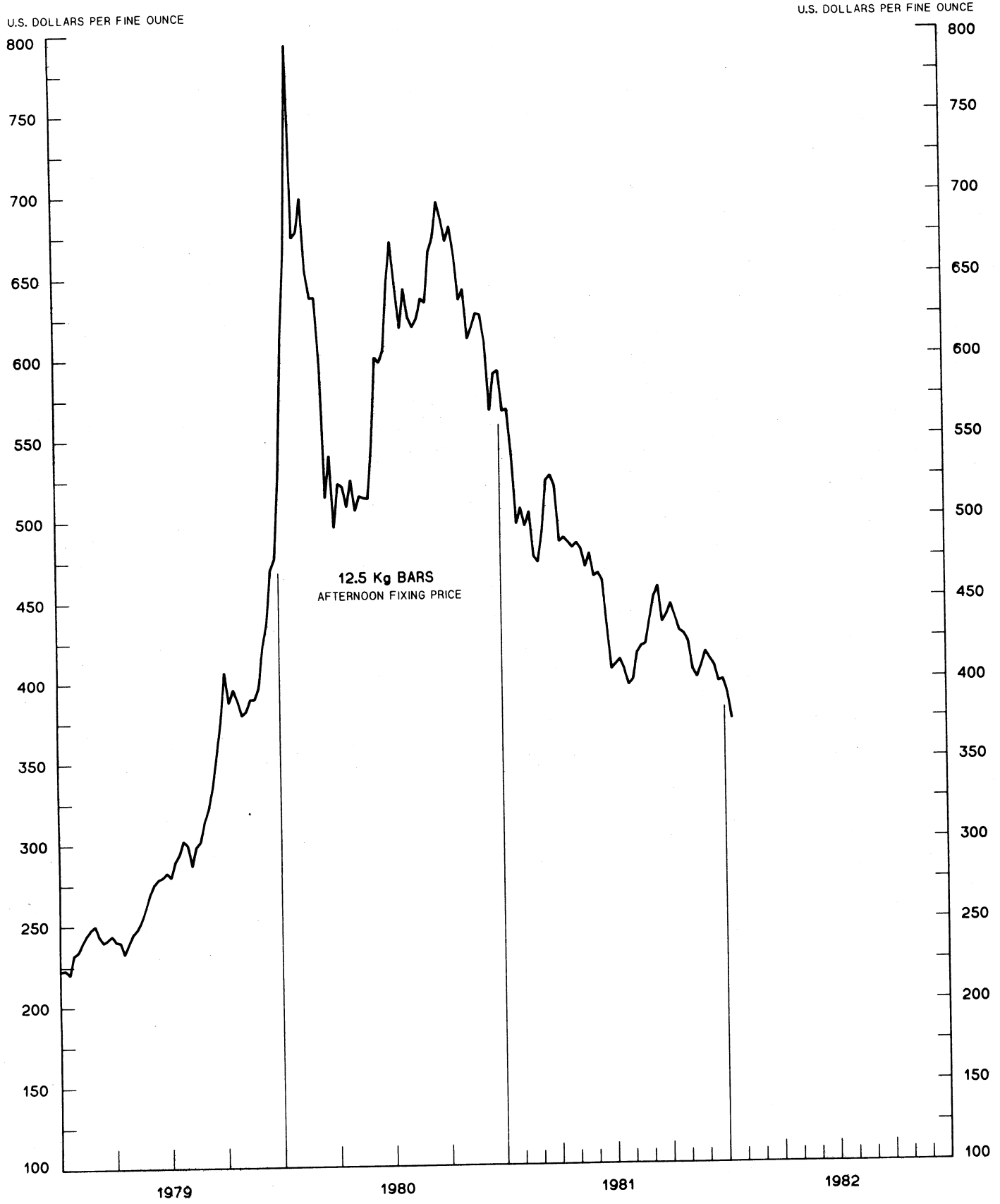
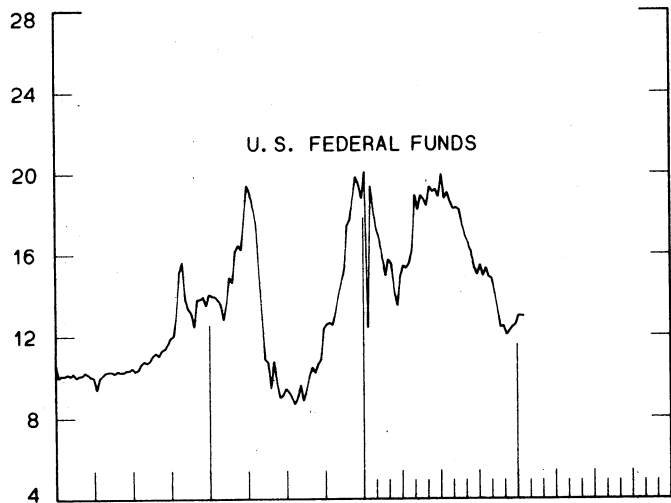
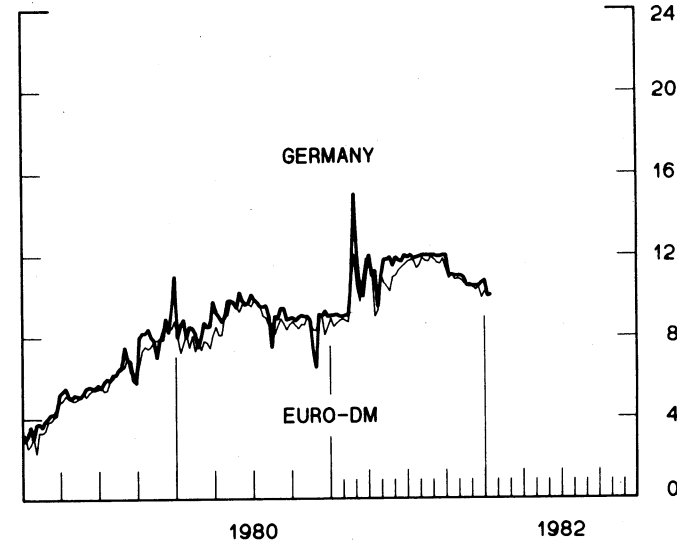
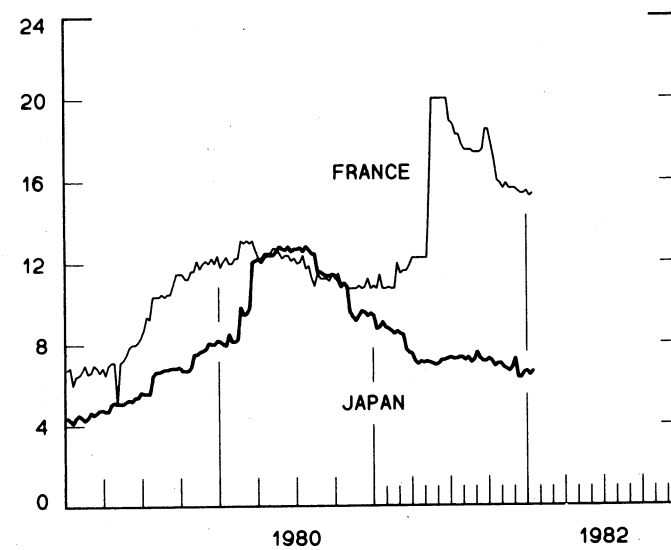
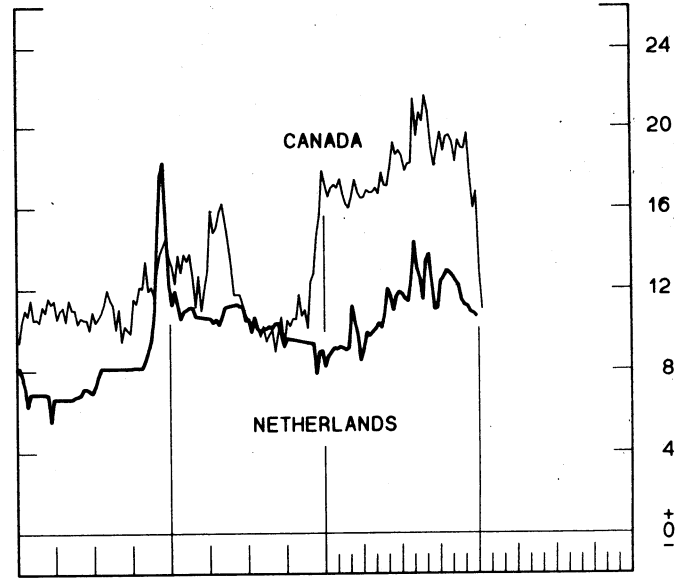
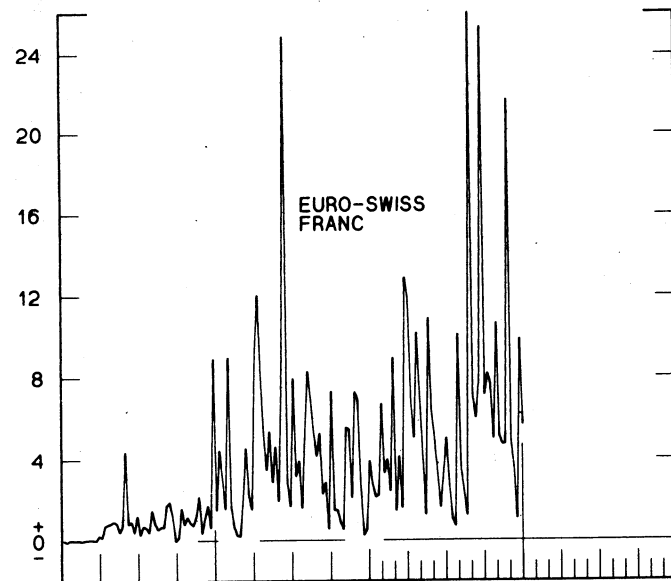
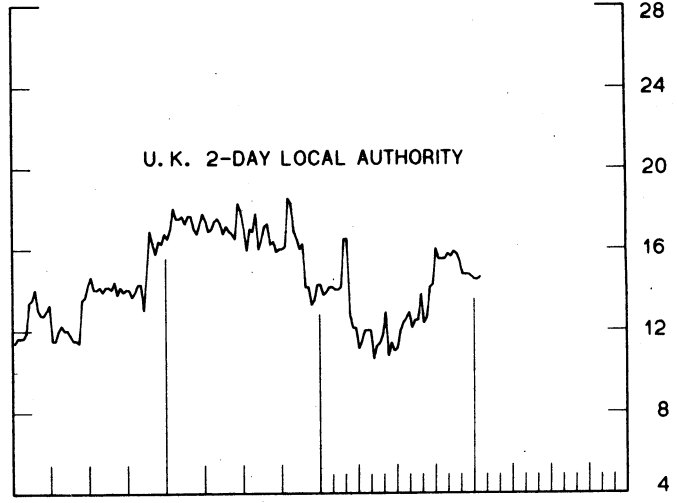


CHART 4
CALL MONEY RATES
 WEEKLY SERIES

PERCENT PER ANNUM



PERCENT PER ANNUM



1980

1982

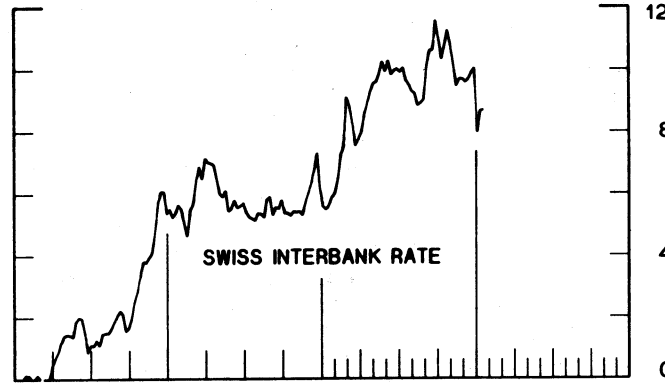
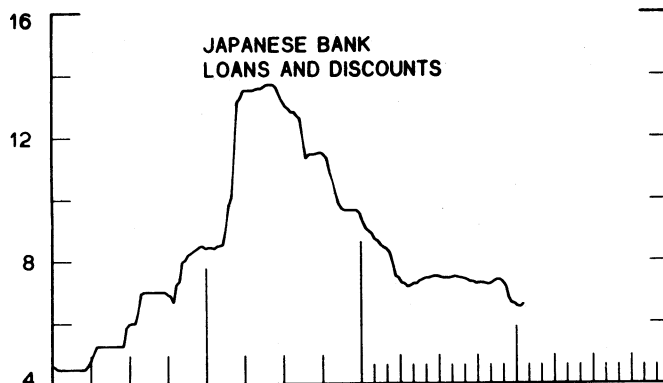
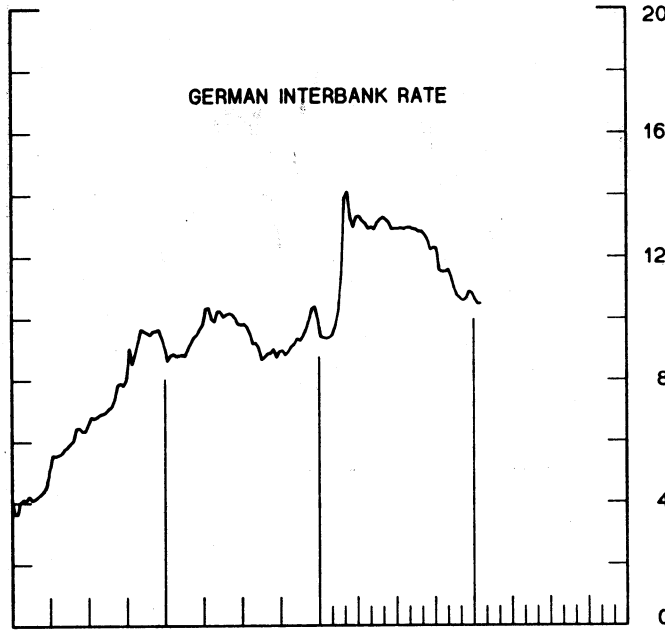
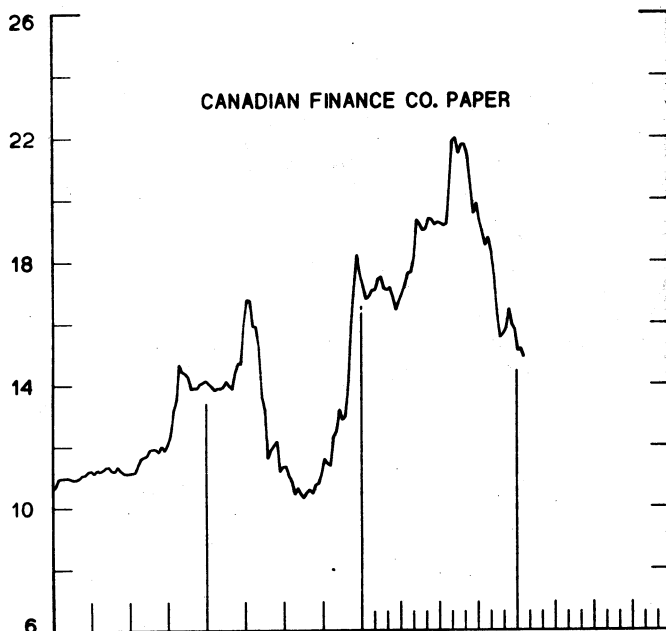
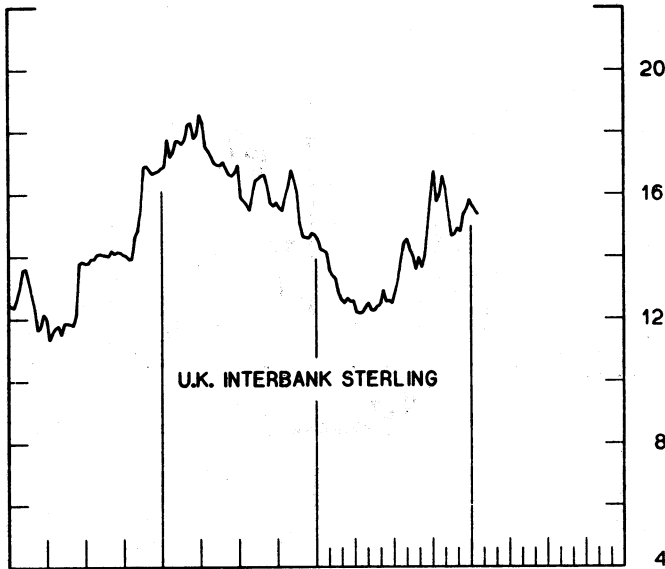
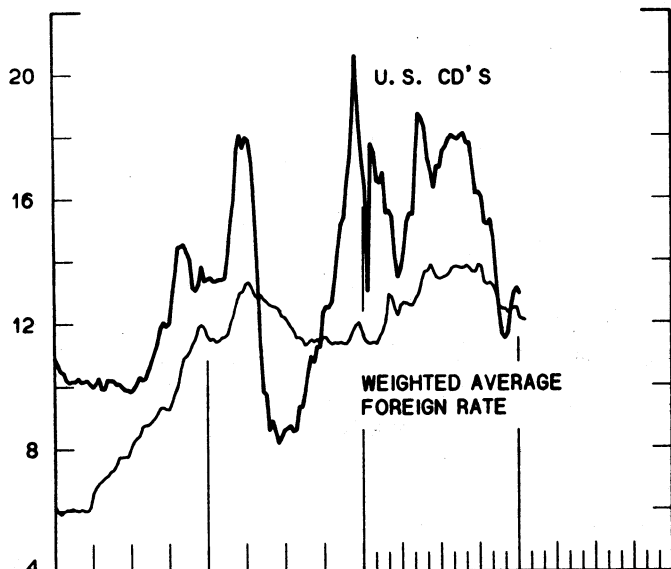
1980

1982

CHART 5
3-MONTH INTEREST RATES
 WEEKLY SERIES

PERCENT PER ANNUM

PERCENT PER ANNUM



1980

1982

1980

1982

CHART 6
EURO-DOLLAR DEPOSIT RATES LONDON
 AVERAGES FOR WEEK ENDING WEDNESDAY

PERCENT PER ANNUM

PERCENT PER ANNUM

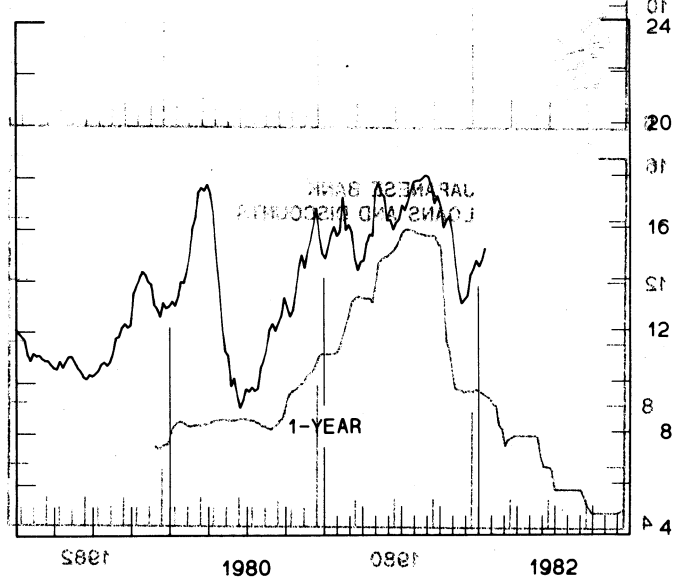
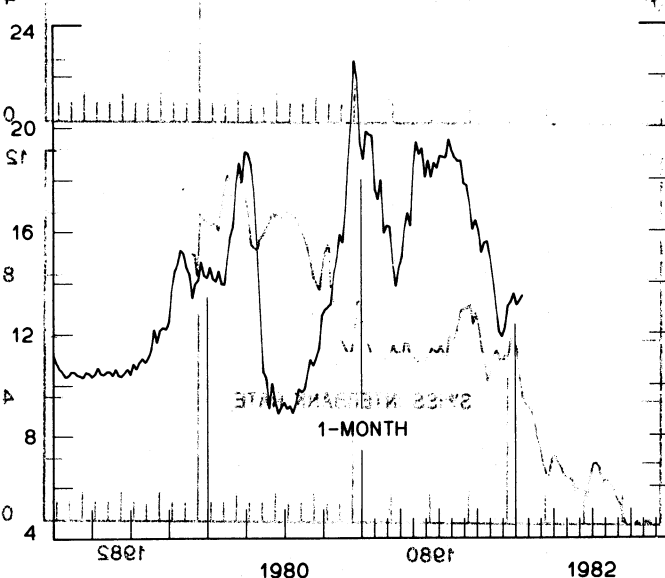
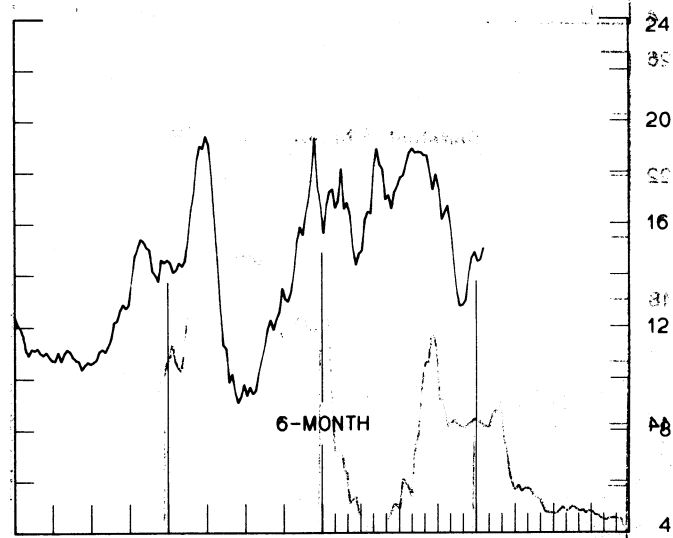
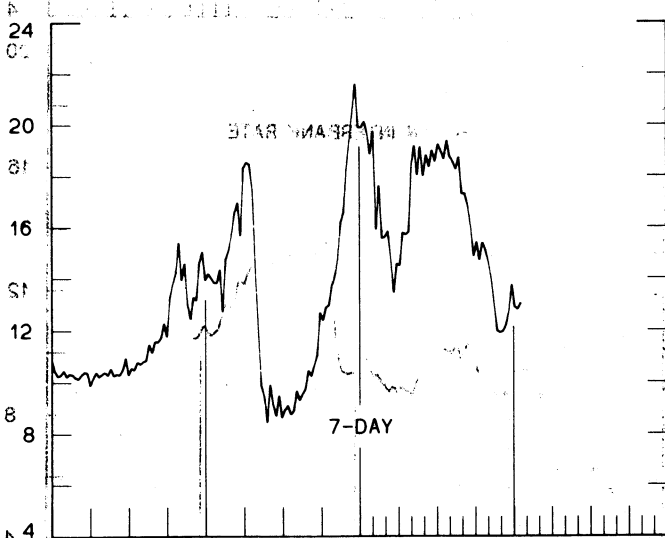
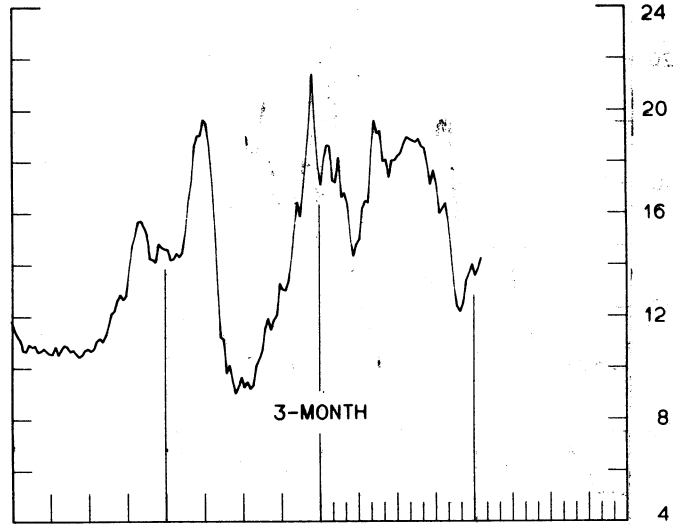
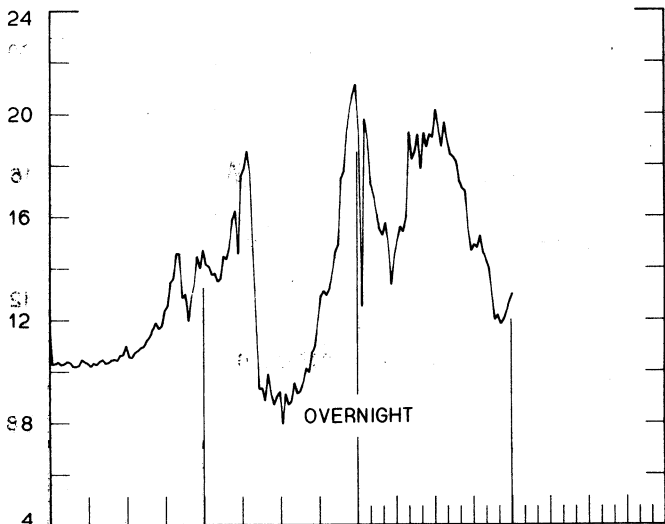
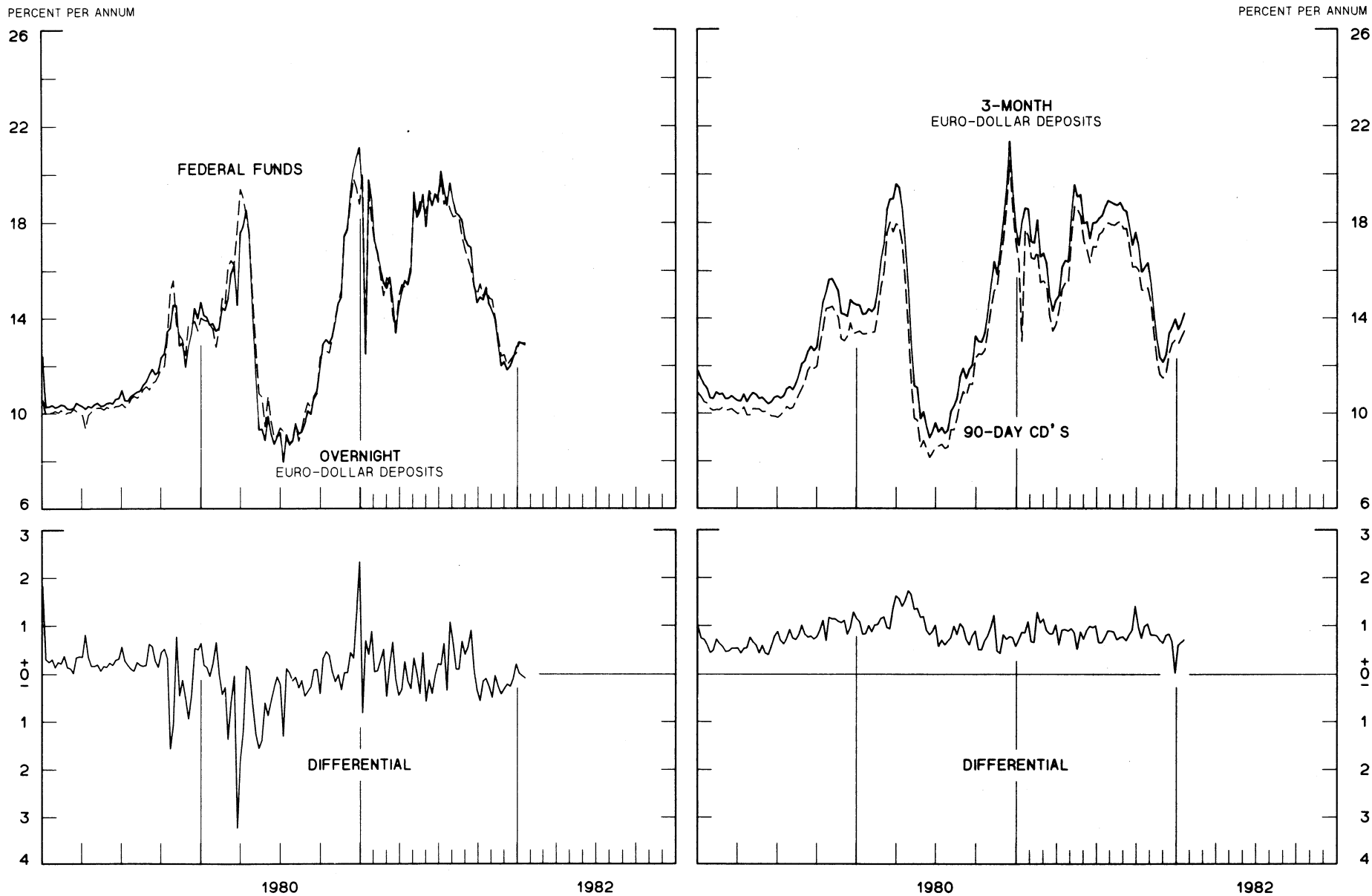


CHART 7
SELECTED EURO-DOLLAR AND U. S. MONEY MARKET RATES
 DIFFERENTIAL: PLUS(+), FAVORS BORROWING IN U. S.
 AVERAGES FOR WEEK ENDING WEDNESDAY



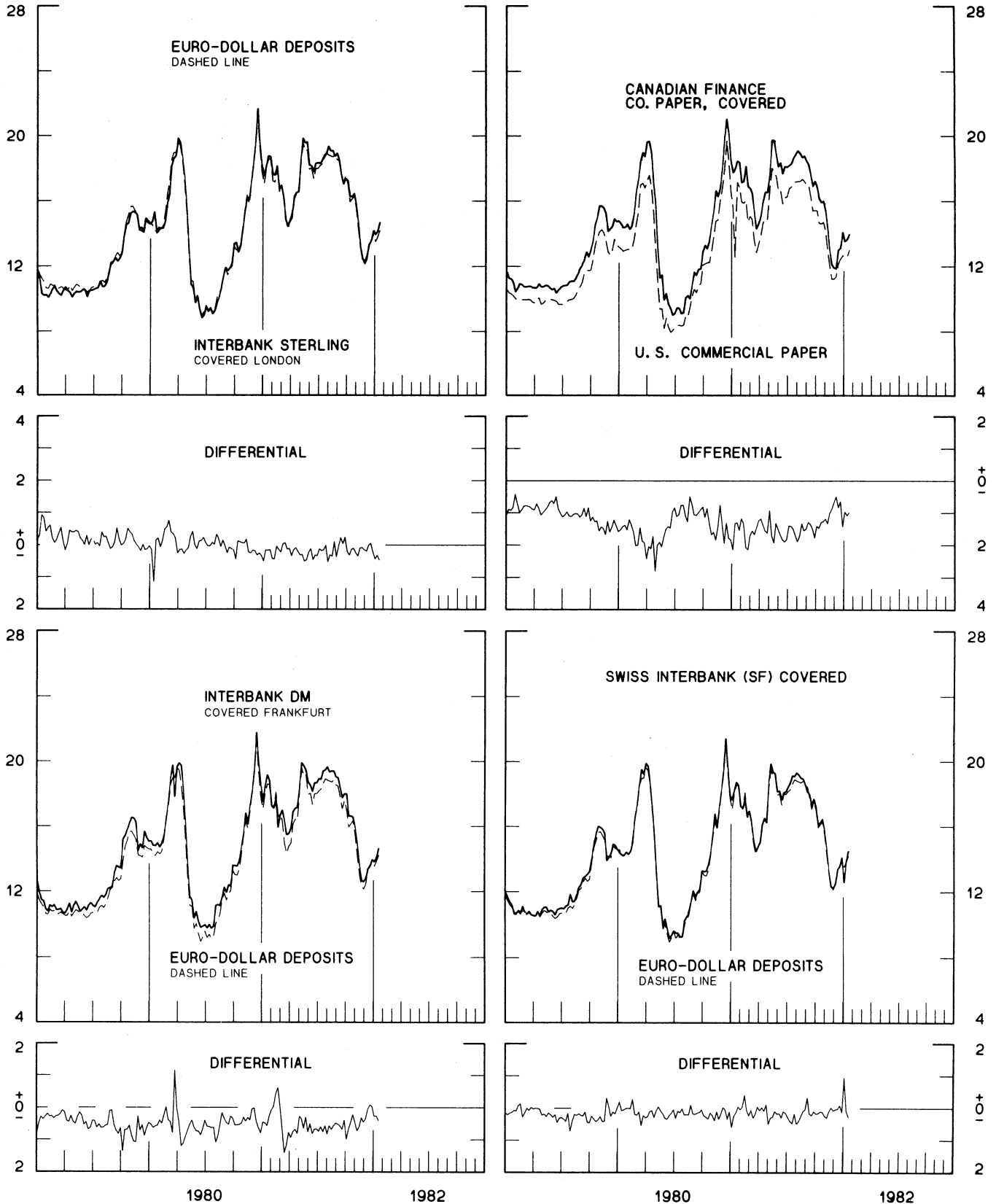
Digitized for FRASER 1 PERCENT ON DIFFERENTIAL SCALE = 2 PERCENT ON RATE SCALE

INTEREST ARBITRAGE: 3-MONTH FUNDS

DIFFERENTIAL: PLUS(+), INDICATES FAVOR DOLLAR ASSETS
AVERAGES FOR WEEK ENDING WEDNESDAY

PERCENT PER ANNUM

PERCENT PER ANNUM



1 PERCENT ON DIFFERENTIAL SCALE = 2 PERCENT ON RATE SCALE

CHART 9
LONG-TERM GOVERNMENT BOND YIELDS
 WEEKLY SERIES

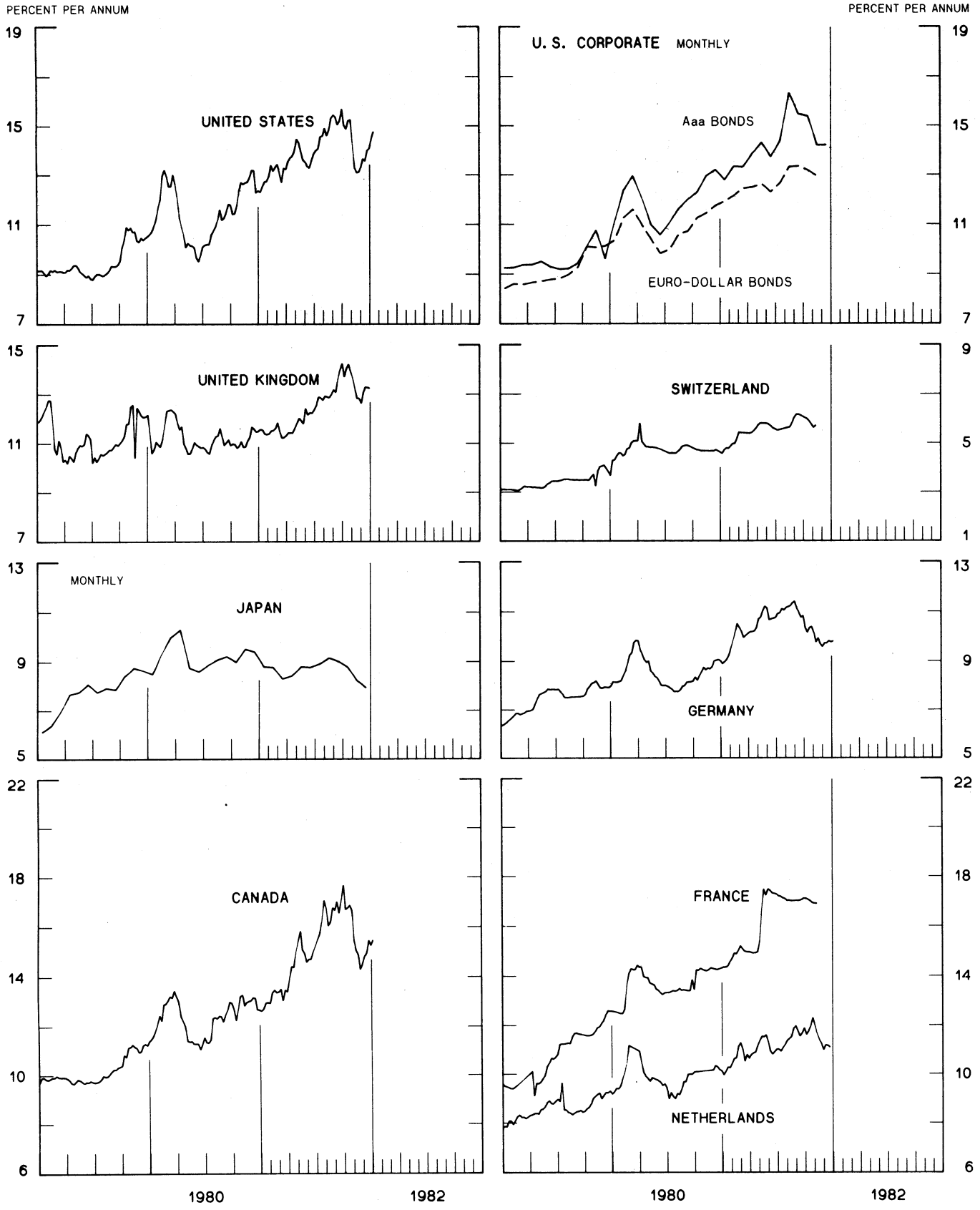
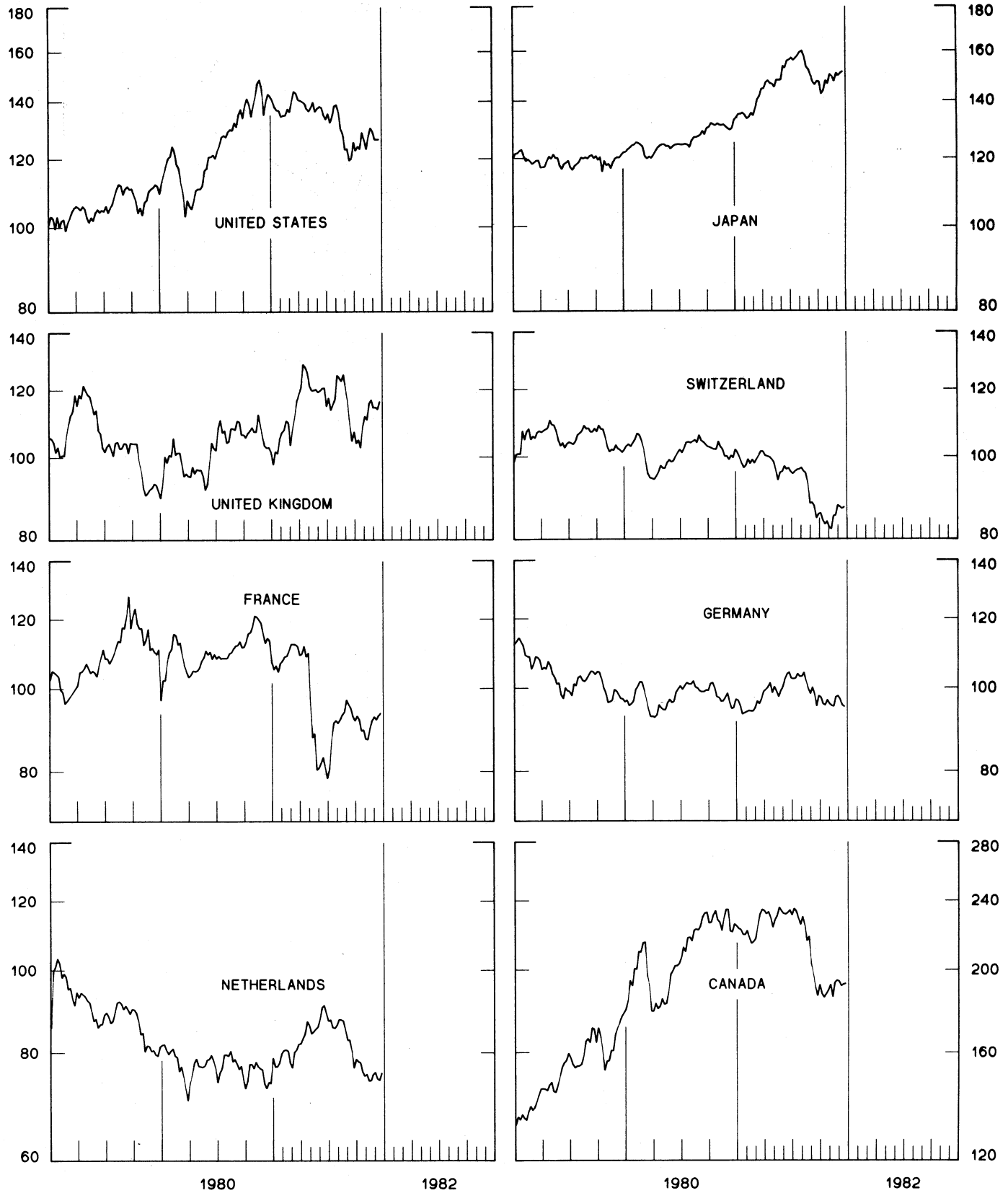


CHART 10
INDUSTRIAL STOCK INDICES
 WEEKLY SERIES

RATIO SCALE
 1969=100

RATIO SCALE
 1969=100



SERIES NAME

LAST VALUE PLOTTED
DATE VALUE

CHART 1. SPOT EXCHANGE RATES AND INDICES

WEEKLY AVERAGES, NOON BUYING RATES (U.S. CENTS)

GERMAN MARK	JAN. 20	43.41
JAPANESE YEN	JAN. 20	0.44470
DUTCH GUILDER	JAN. 20	39.63
U.K. POUND	JAN. 20	187.88
CANADIAN DOLLAR	JAN. 20	83.71
FRENCH FRANC	JAN. 20	17.09
SWISS FRANC	JAN. 20	53.96
BELGIAN FRANC	JAN. 20	2.55286
ITALIAN LIRA	JAN. 20	0.08108

INDICES, MARCH 1973 BASE RATES = 100

GERMAN MARK	JAN. 20	122.11
JAPANESE YEN	JAN. 20	116.44
DUTCH GUILDER	JAN. 20	113.78
U.K. POUND	JAN. 20	75.99
CANADIAN DOLLAR	JAN. 20	83.44
FRENCH FRANC	JAN. 20	76.99
SWISS FRANC	JAN. 20	173.58
BELGIAN FRANC	JAN. 20	100.60
ITALIAN LIRA	JAN. 20	46.06

WEIGHTED AVERAGE EXCHANGE VALUE INDICES, MAR 1973 = 100
(G-10 COUNTRIES PLUS SWITZERLAND)

U.S. DOLLAR	JAN. 20	107.32
GERMAN MARK	JAN. 20	135.72
JAPANESE YEN	JAN. 20	126.20
DUTCH GUILDER	JAN. 20	121.84
U.K. POUND	JAN. 20	78.53
CANADIAN DOLLAR	JAN. 20	87.35
FRENCH FRANC	JAN. 20	79.49
SWISS FRANC	JAN. 20	186.74
BELGIAN FRANC	JAN. 20	106.69
ITALIAN LIRA	JAN. 20	46.09
SWEDISH KRONA	JAN. 20	82.54

CHART 2. 3-MONTH FORWARD EXCHANGE RATES, PREMIUM OR DISCOUNT

CANADIAN DOLLAR	JAN. 20	-0.88
U.K. POUND	JAN. 20	-0.61
GERMAN MARK	JAN. 20	4.03
FRENCH FRANC	JAN. 20	-1.83
SWISS FRANC	JAN. 20	5.68
DUTCH GUILDER	JAN. 20	3.58
JAPANESE YEN	JAN. 20	7.71
ITALIAN LIRA	JAN. 20	-7.62

SERIES NAME	LAST VALUE PLOTTED	
	DATE	VALUE
CHART 3. GOLD PRICE IN LONDON, AFTERNOON FIXING		
U.S. DOLLARS PER FINE OUNCE	JAN. 20	374.80
CHART 4. CALL MONEY RATES		
U.S. FEDERAL FUNDS	JAN. 20	12.96
OVERNIGHT EURO-DOLLAR DEPOSITS	JAN. 20	12.88
U.K. 2-DAY LOCAL AUTHORITY DEPOSITS	JAN. 15	14.63
CANADA	JAN. 8	11.02
GERMANY	JAN. 15	10.05
EURO-DM	JAN. 1	10.22
JAPAN	JAN. 15	6.63
FRANCE	JAN. 15	15.38
NETHERLANDS	DEC. 25	10.65
EURO-SWISS FRANC	JAN. 1	5.63
CHART 5. 3-MONTH INTEREST RATES		
U.S. 90-DAY CD'S, SECONDARY MARKET	JAN. 20	13.50
GERMAN INTERBANK LOAN	JAN. 20	10.49
JAPANESE BANK LOANS & DISCOUNTS	JAN. 20	6.59
CANADIAN FINANCE PAPER	JAN. 20	14.92
INTERBANK STERLING	JAN. 20	15.33
SWISS INTERBANK LOAN	JAN. 20	8.70
WEIGHTED AVERAGE FOREIGN INTEREST RATE (G-10 COUNTRIES PLUS SWITZERLAND)	JAN. 20	12.08
CHART 6. EURO-DOLLAR DEPOSIT RATES: LONDON		
OVERNIGHT	JAN. 20	12.88
7-DAY	JAN. 20	13.02
1-MONTH	JAN. 20	13.48
3-MONTH	JAN. 20	14.23
6-MONTH	JAN. 20	15.01
1-YEAR	JAN. 20	15.19
CHART 7. SELECTED EURO-DOLLAR AND U.S. MONEY MARKET RATES		
OVERNIGHT EURO-DOLLAR DEPOSITS	JAN. 20	12.88
U.S. FEDERAL FUNDS	JAN. 20	12.96
DIFFERENTIAL ADJ. FOR RESERVE REQUIREMENTS	JAN. 20	-0.08
3-MONTH EURO-DOLLAR DEPOSIT RATE	JAN. 20	14.23
U.S. 90-DAY CD'S, SECONDARY MARKET	JAN. 20	13.50
DIFFERENTIAL	JAN. 20	0.72

SERIES NAME

LAST VALUE PLOTTED
DATE VALUE

CHART 8. INTEREST ARBITRAGE, 3-MONTH FUNDS

EURO-DOLLAR DEPOSIT	JAN. 20	14.23
INTERBANK STERLING (LONDON), COVERED	JAN. 20	14.70
DIFFERENTIAL	JAN. 20	-0.47
U.S. COMMERCIAL PAPER	JAN. 20	13.03
CANADIAN FINANCE PAPER, COVERED	JAN. 20	14.01
DIFFERENTIAL	JAN. 20	-0.98
EURO-DOLLAR DEPOSIT	JAN. 20	14.23
INTERBANK DM (FRANKFURT), COVERED	JAN. 20	14.62
DIFFERENTIAL	JAN. 20	-0.40
EURO-DOLLAR DEPOSIT	JAN. 20	14.23
SWISS INTERBANK, COVERED	JAN. 20	14.51
DIFFERENTIAL	JAN. 20	-0.28

CHART 9. LONG TERM GOVERNMENT BOND YIELDS

UNITED STATES	JAN. 15	14.76
GERMANY	JAN. 8	9.82
JAPAN (MONTHLY)	DEC.	7.94
SWITZERLAND	NOV. 13	5.73
CANADA	JAN. 8	15.46
FRANCE	NOV. 13	16.92
NETHERLANDS	DEC. 25	11.12
UNITED KINGDOM	JAN. 1	13.25

U.S. CORPORATE

AAA BONDS	DEC.	14.23
EURO-DOLLAR BONDS	NOV.	12.96

CHART 10. STOCK INDICES

UNITED STATES	DEC. 30	126.44
UNITED KINGDOM	DEC. 30	116.26
CANADA	DEC. 30	192.78
GERMANY	DEC. 30	95.04
SWITZERLAND	DEC. 30	87.09
NETHERLANDS	DEC. 30	75.79
FRANCE	DEC. 30	93.58
JAPAN	DEC. 30	151.22

FEDERAL RESERVE statistical release



H. 10 (512)

FOREIGN EXCHANGE RATES

JANUARY 25, 1982

FOR THE WEEK ENDING JANUARY 22, 1982

COUNTRY	MONETARY UNIT	(CURRENCY UNITS PER DOLLAR)				
		JAN. 18	JAN. 19	JAN. 20	JAN. 21	JAN. 22
ARGENTINA	PESO	9600.00	9600.00	9600.00	9600.00	9950.00
*AUSTRALIA	DOLLAR	111.40	111.42	111.28	111.25	110.90
AUSTRIA	SCHILLING	16.180	16.050	16.160	16.140	16.140
BELGIUM	FRANC	39.120	39.030	39.250	39.090	39.250
BRAZIL	CRUZEIRO	132.22	132.22	132.22	132.22	132.22
CANADA	DOLLAR	1.1956	1.1938	1.1946	1.1910	1.1945
CHILE	PESO	39.100	39.100	39.100	39.100	39.100
CHINA, P.R.	YUAN	1.7868	1.7796	1.7796	1.7796	1.7796
COLOMBIA	PESO	59.400	59.400	59.400	59.400	59.700
DENMARK	KRONE	7.5200	7.4890	7.5225	7.5125	7.5600
FINLAND	MARKKA	4.4375	4.4075	4.4135	4.4150	4.4165
FRANCE	FRANC	5.8320	5.8405	5.8730	5.8500	5.8775
GERMANY	D. MARK	2.2975	2.2948	2.3085	2.2972	2.3085
GREECE	DRACHMA	59.450	58.650	59.100	59.200	59.700
HONG KONG	DOLLAR	5.887	5.8180	5.8250	5.8200	5.8150
INDIA	RUPEE	9.140	9.1400	9.1700	9.1500	9.1800
INDONESIA	RUPIAH	652.00	652.00	652.00	652.00	641.00
IRAN	RIAL	NA	NA	NA	NA	NA
*IRELAND	POUND	154.25	154.50	153.00	153.00	153.00
ISRAEL	SHEKEL	16.060	16.220	16.370	16.370	16.370
ITALY	LIRA	1233.00	1228.50	1233.50	1234.00	1238.00
JAPAN	YEN	225.35	224.50	225.50	225.65	227.40
MALAYSIA	DOLLAR	2.2670	2.2560	2.2645	2.2680	2.2650
MEXICO	PESO	26.465	26.480	26.500	26.520	26.605
NETHERLANDS	GUILDER	2.5175	2.5145	2.5290	2.5200	2.5290
*NEW ZEALAND	DOLLAR	81.100	81.350	81.050	81.070	80.950
NORWAY	KRONE	5.8680	5.8625	5.8700	5.8375	5.8750
PERU	SOL	516.25	516.25	516.25	516.25	523.75
PHILIPPINES	PESO	8.2140	8.2140	8.2140	8.2140	8.2140
PORTUGAL	ESCUDO	66.900	66.600	66.800	66.850	66.800
SINGAPORE	DOLLAR	2.0680	2.0590	2.0695	2.0700	2.0680
*SOUTH AFRICA	RAND	103.25	103.45	103.45	103.32	102.90
SOUTH KOREA	WON	705.55	706.85	706.85	707.15	707.15
SPAIN	PESETA	99.230	98.200	98.870	98.860	98.750
SRI LANKA	RUPEE	20.205	20.205	20.205	20.205	20.280
SWEDEN	KRONA	5.6220	5.6250	5.6425	5.6360	5.6500
SWITZERLAND	FRANC	1.8490	1.8470	1.8605	1.8435	1.8530
THAILAND	BAHT	23.050	23.050	23.050	23.050	23.050
*UNITED KINGDOM	POUND	188.35	189.40	188.32	188.00	187.05
VENEZUELA	BOLIVAR	4.2960	4.2960	4.2960	4.2960	4.2960

* VALUE IN U.S. CENTS