

(516/517)

DATA FILE
LIBRARY
FEDERAL RESERVE BANK
OF CHICAGO

LIBRARY
JAN 28 1982
FEDERAL RESERVE
BANK OF CHICAGO

Selected Interest & Exchange Rates

Weekly Series of Charts

January 18, 1982

Prepared by the
FINANCIAL MARKETS
SECTION

DIVISION OF
INTERNATIONAL FINANCE

BOARD OF GOVERNORS
FEDERAL RESERVE SYSTEM
Washington, D.C. 20551

Table of Contents

TABLES

1. LATEST FIGURES PLOTTED
2. DAILY CERTIFIED SPOT EXCHANGE RATES--
H.10 RELEASE

CHARTS

1. SPOT EXCHANGE RATE INDICES
2. 3-MONTH FORWARD EXCHANGE RATES
3. GOLD PRICE--LONDON
4. CALL MONEY RATES
5. 3-MONTH INTEREST RATES
6. EURO-DOLLAR DEPOSIT RATES
7. SELECTED EURO-DOLLAR AND
U.S. MONEY MARKET RATES
8. INTEREST ARBITRAGE: 3-MONTH FUNDS
9. LONG-TERM GOVERNMENT BOND YIELDS
10. INDUSTRIAL STOCK INDICES

SUBSCRIPTION RATES:

Weekly \$15.00 per year or \$.40 each in the United States, its possessions, Canada, and Mexico; 10 or more of the same issue to one address, \$13.50 per year or \$.35 each. Elsewhere, \$20.00 per year or \$.50 each. Address requests to Publications Services, Division of Administrative Services, and make payment remittance payable to the order of the Board of Governors of the Federal Reserve System in a form collectible at par in U.S. Currency.

CHART 1

SPOT EXCHANGE INDICES

DOLLAR PRICES OF FOREIGN CURRENCIES AND WEIGHTED AVERAGE VALUES (THIN LINE)
AVERAGES FOR WEEK ENDING WEDNESDAY

RATIO SCALE
MARCH 1973=100

RATIO SCALE
MARCH 1973=100

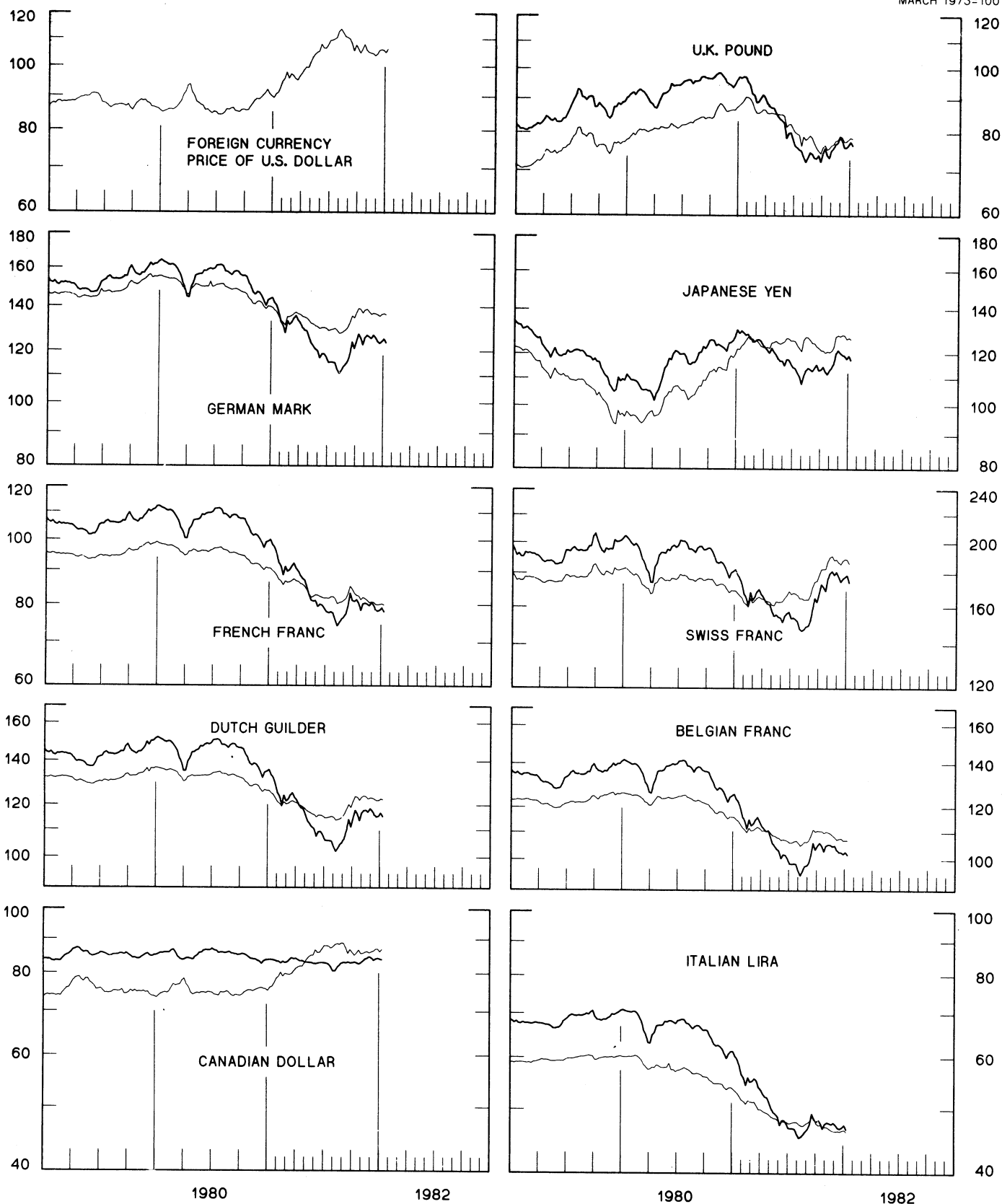


CHART 2
3-MONTH FORWARD EXCHANGE RATES

PREMIUM (+) OR (-)
 AVERAGES FOR WEEK ENDING WEDNESDAY

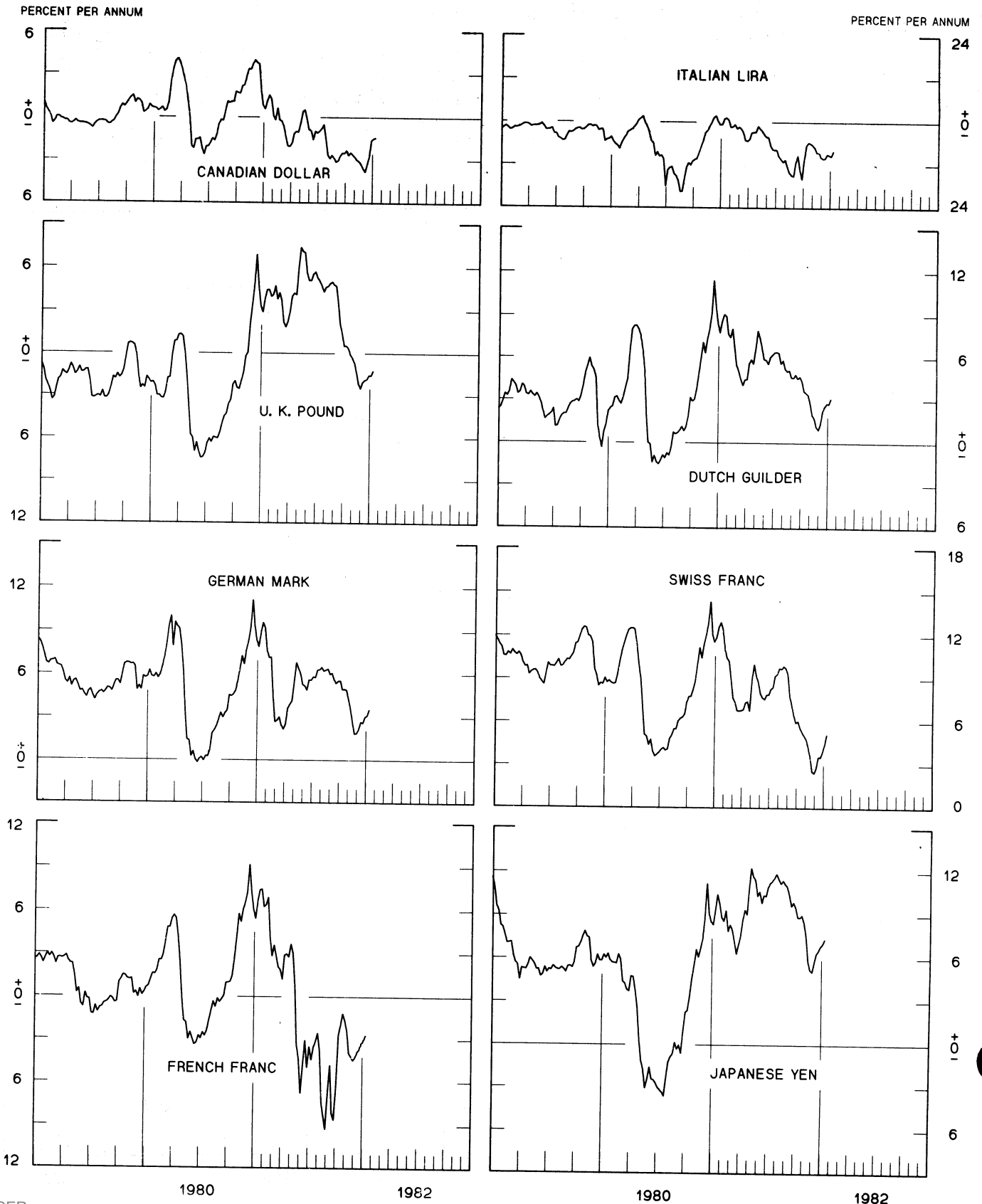


CHART 3
PRICE OF GOLD IN LONDON
AVERAGES FOR WEEK ENDING WEDNESDAY

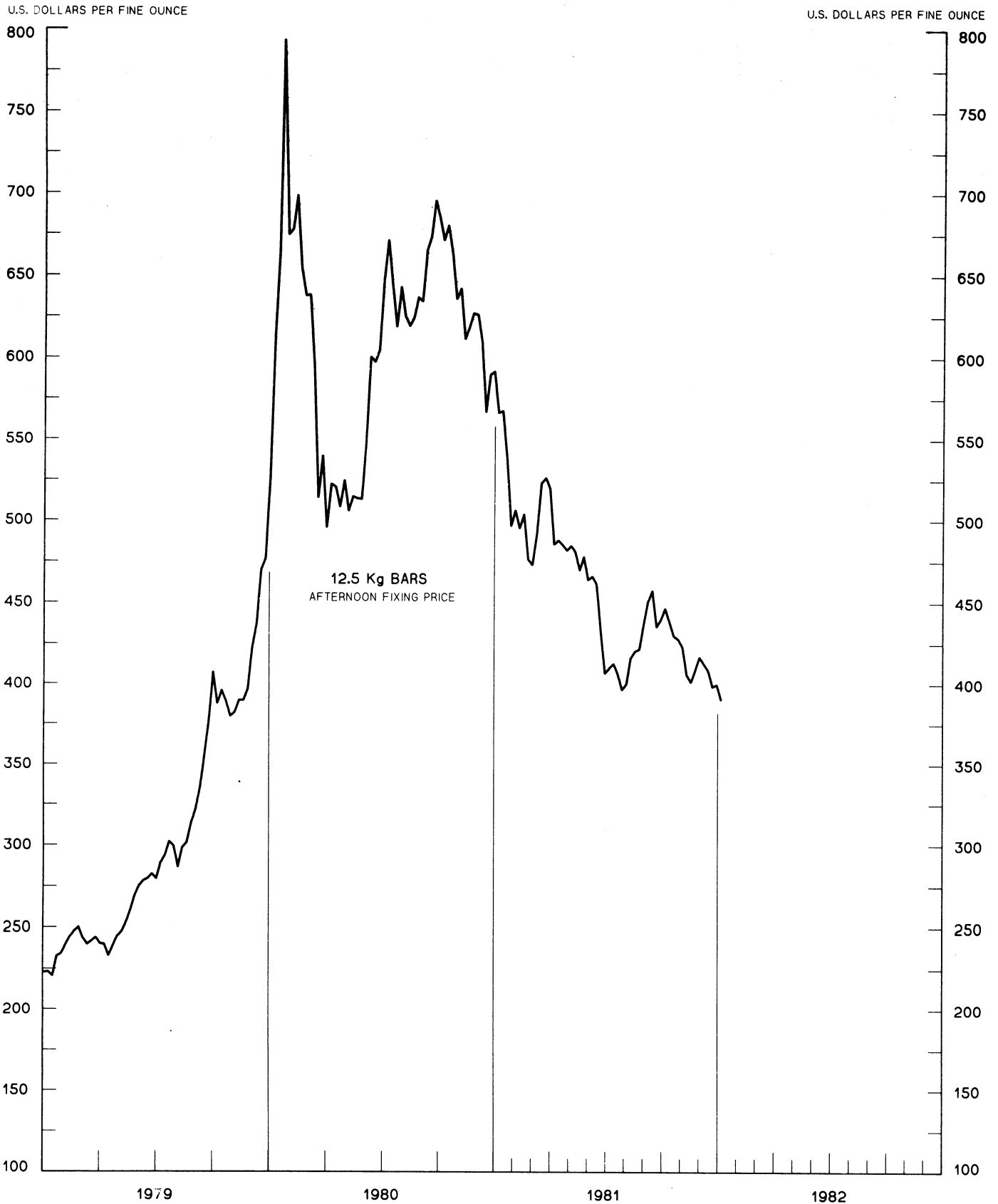


CHART 4
CALL MONEY RATES
 WEEKLY SERIES

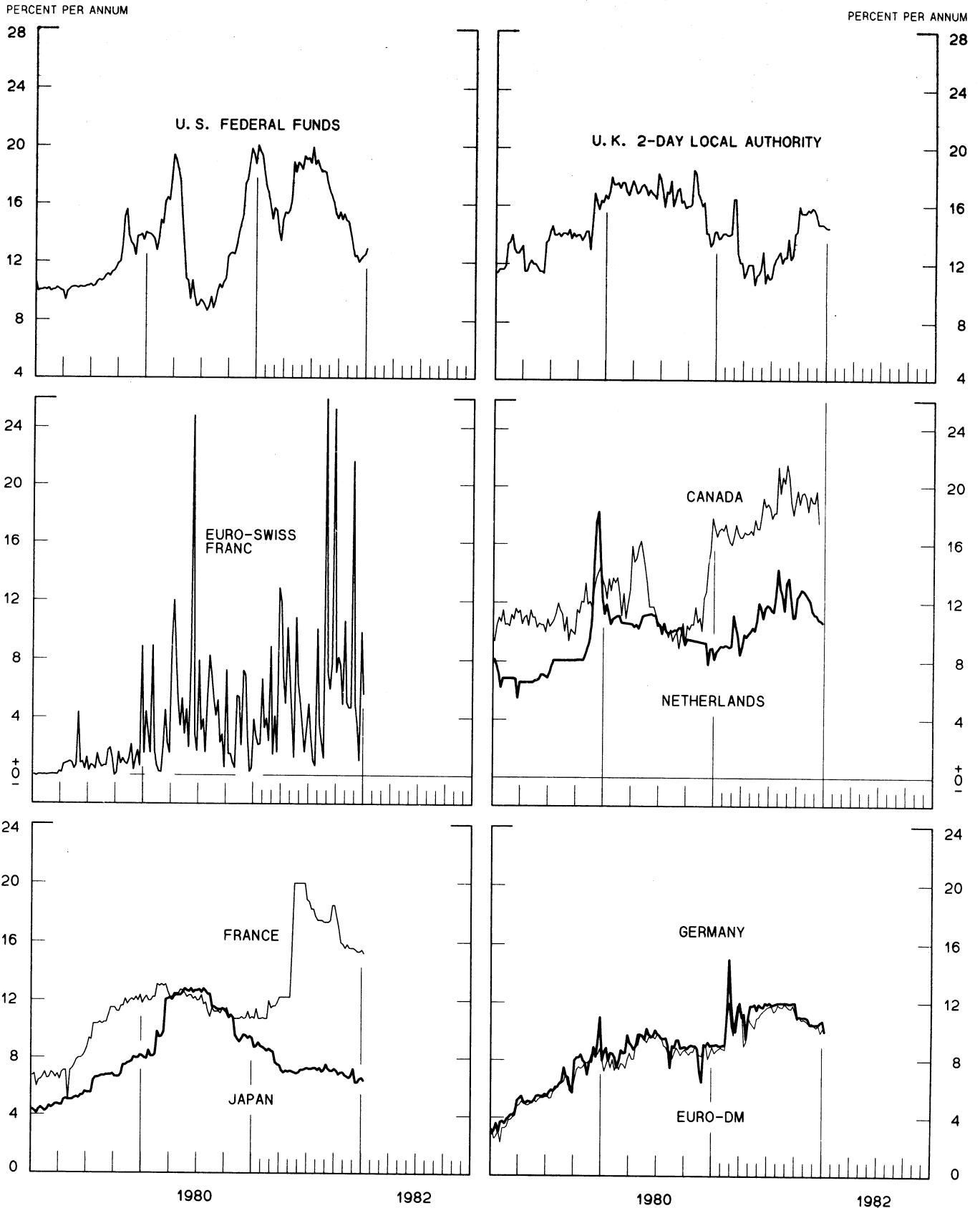


CHART 6
EURO-DOLLAR DEPOSIT RATES LONDON
 AVERAGES FOR WEEK ENDING WEDNESDAY

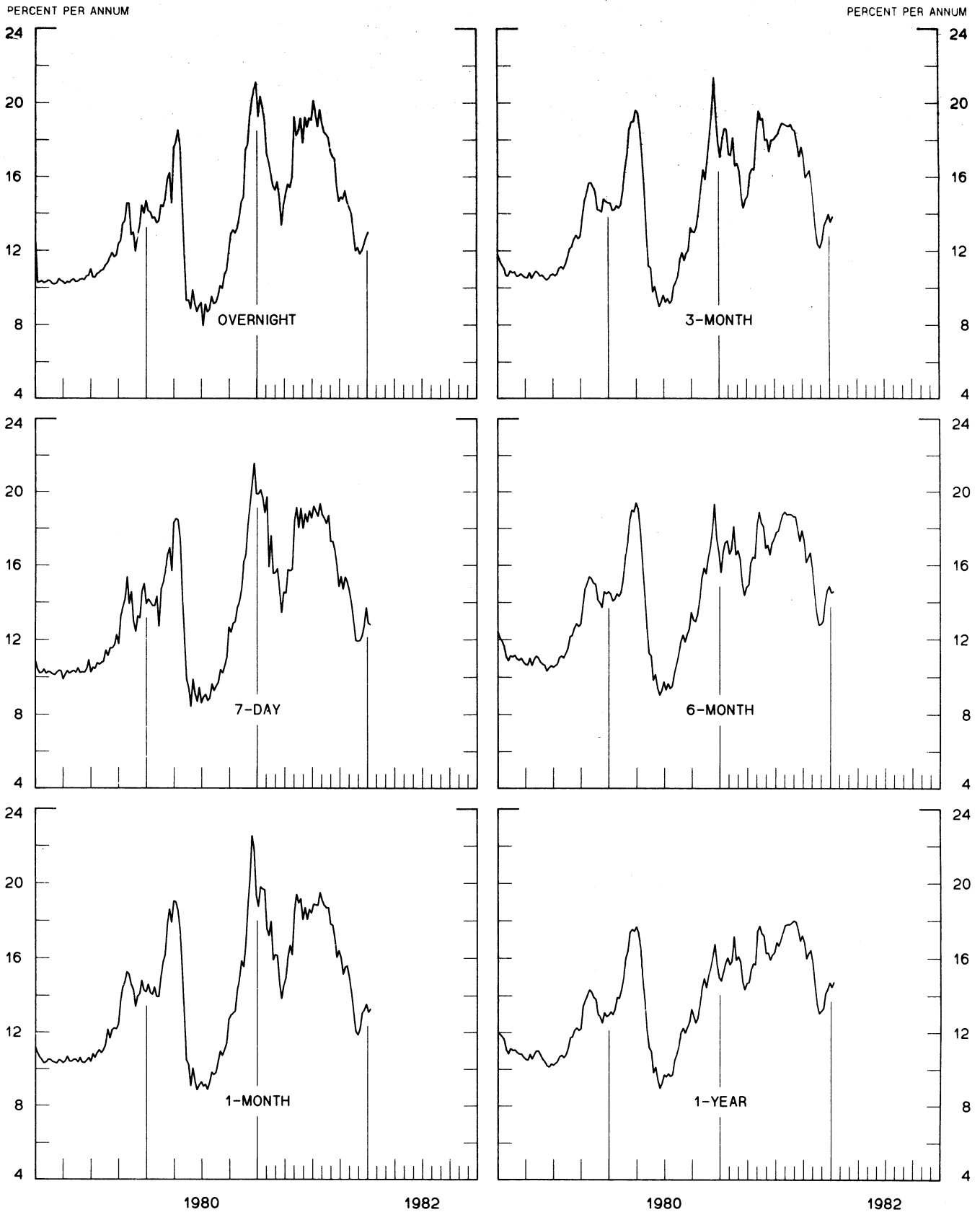
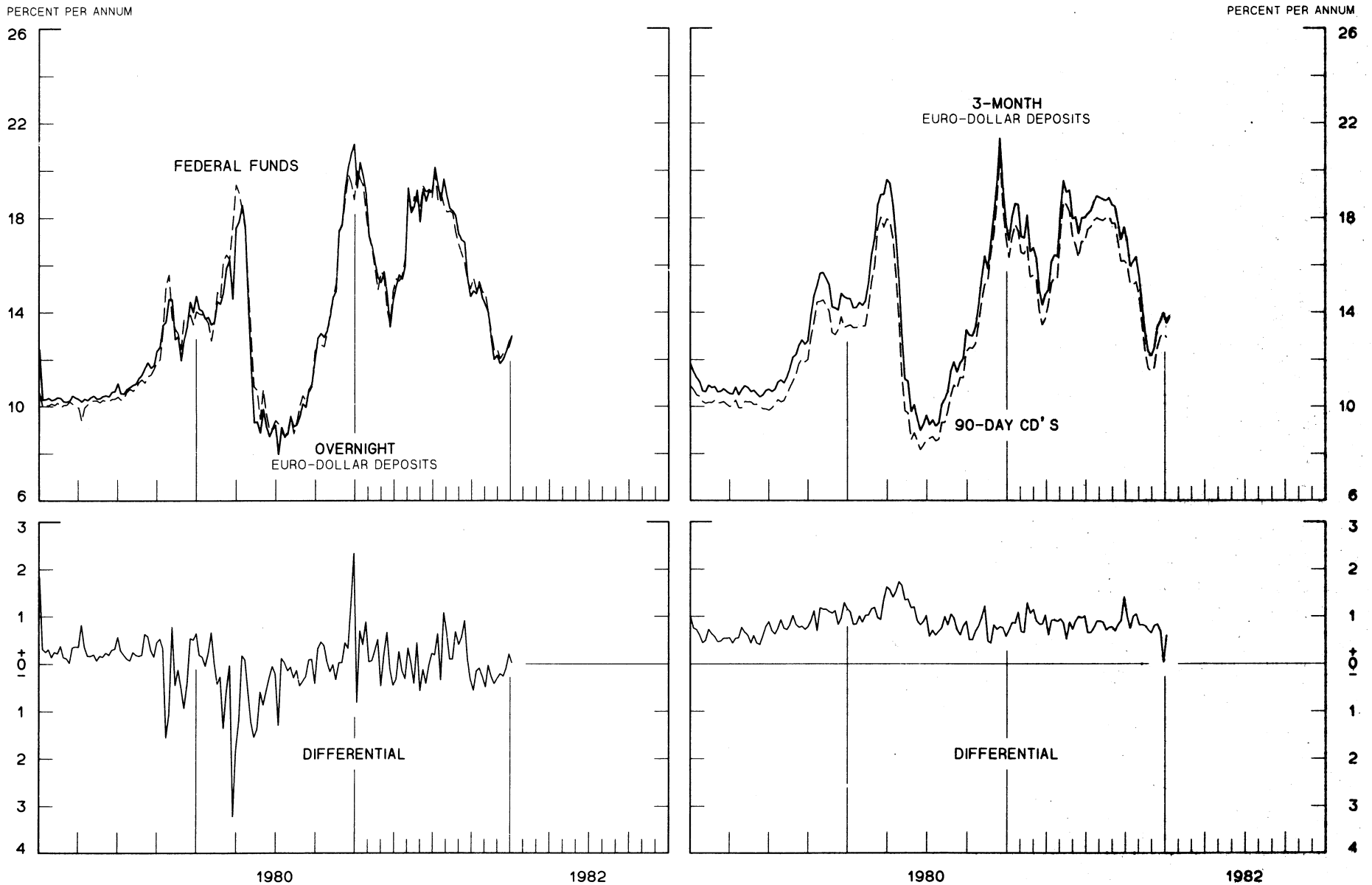


CHART 7
SELECTED EURO-DOLLAR AND U. S. MONEY MARKET RATES

DIFFERENTIAL: PLUS(+), FAVORS BORROWING IN U. S.
 AVERAGES FOR WEEK ENDING WEDNESDAY



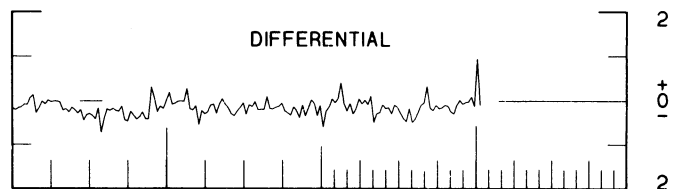
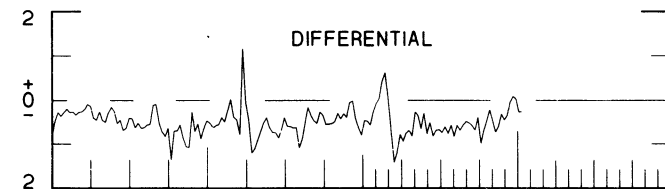
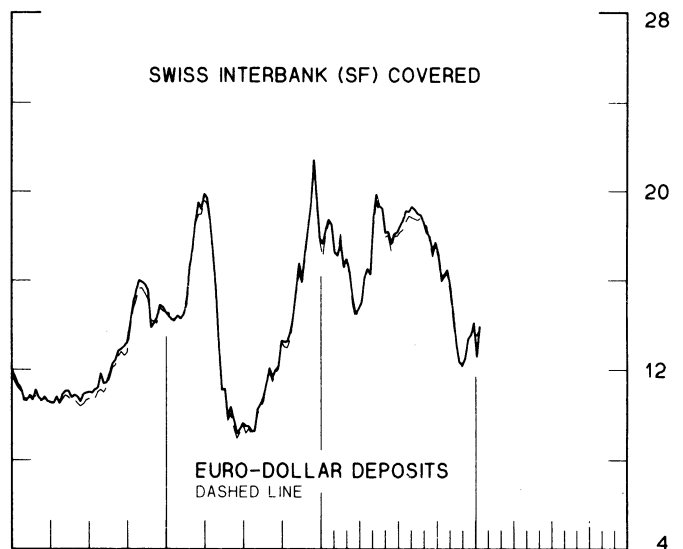
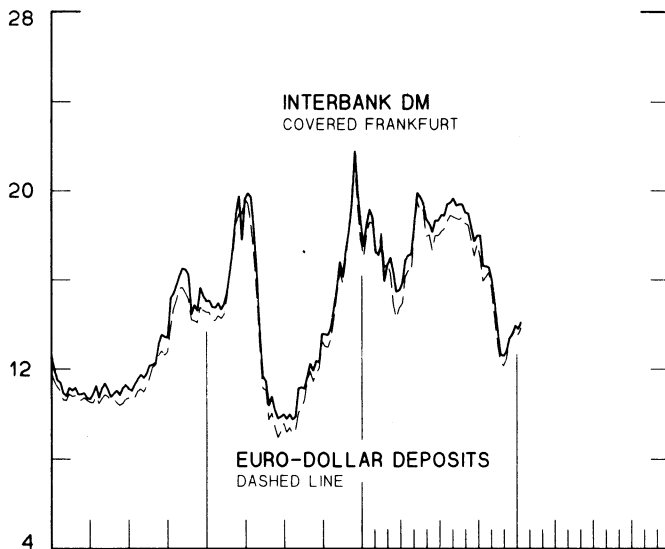
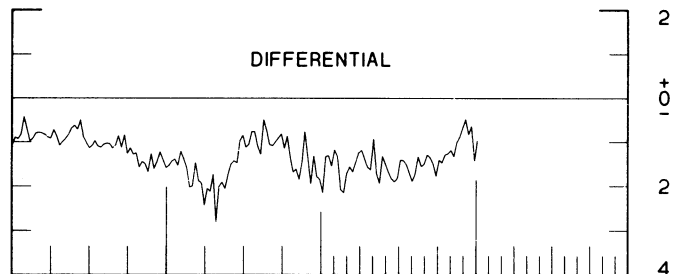
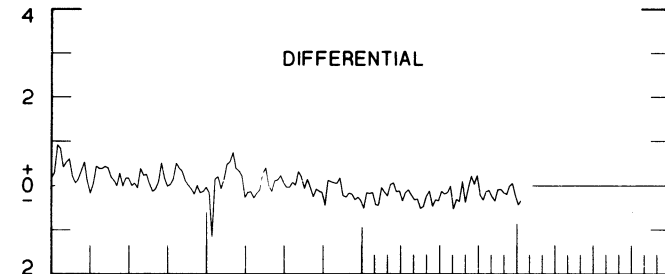
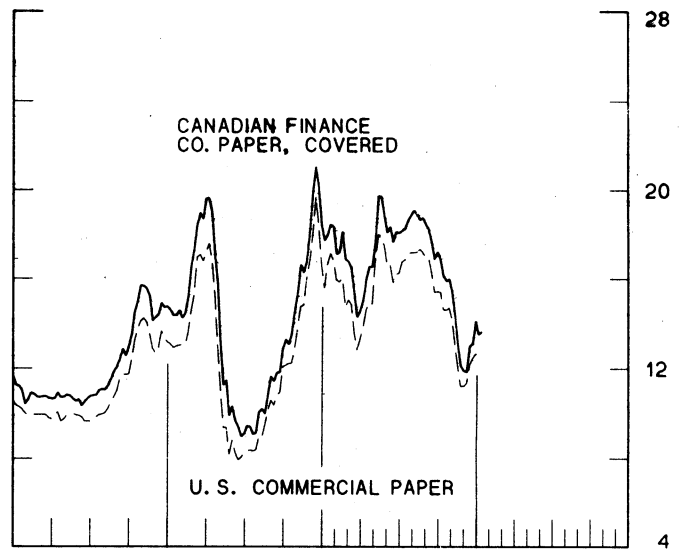
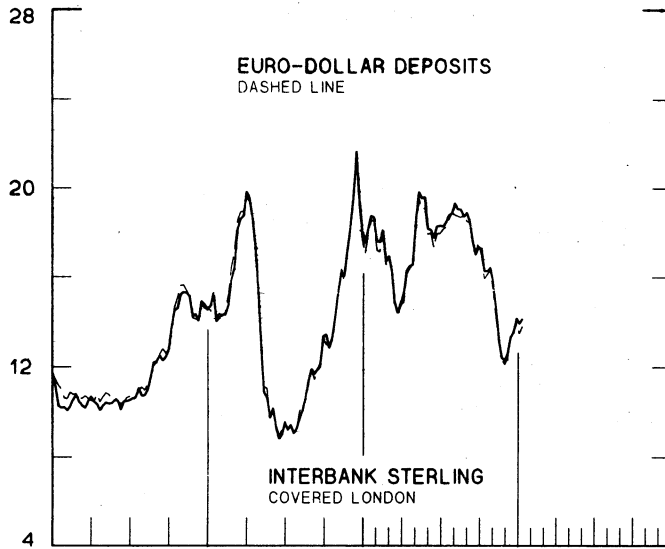
1 PERCENT ON DIFFERENTIAL SCALE = 2 PERCENT ON RATE SCALE

INTEREST ARBITRAGE: 3-MONTH FUNDS

DIFFERENTIAL: PLUS(+), INDICATES FAVOR DOLLAR ASSETS
AVERAGES FOR WEEK ENDING WEDNESDAY

PERCENT PER ANNUM

PERCENT PER ANNUM



1980

1982

1980

1982

1 PERCENT ON DIFFERENTIAL SCALE = 2 PERCENT ON RATE SCALE

CHART 9
LONG-TERM GOVERNMENT BOND YIELDS
 WEEKLY SERIES

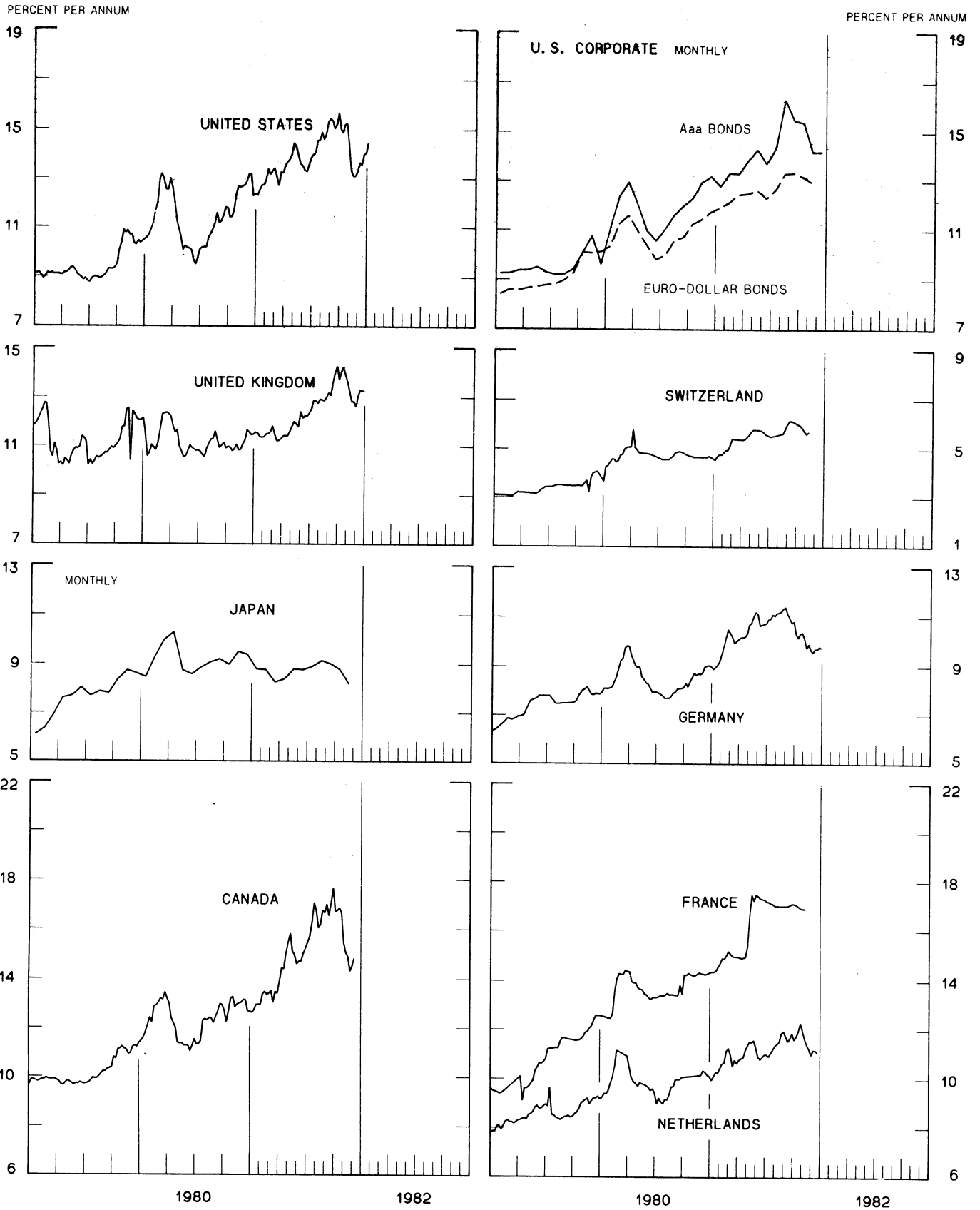
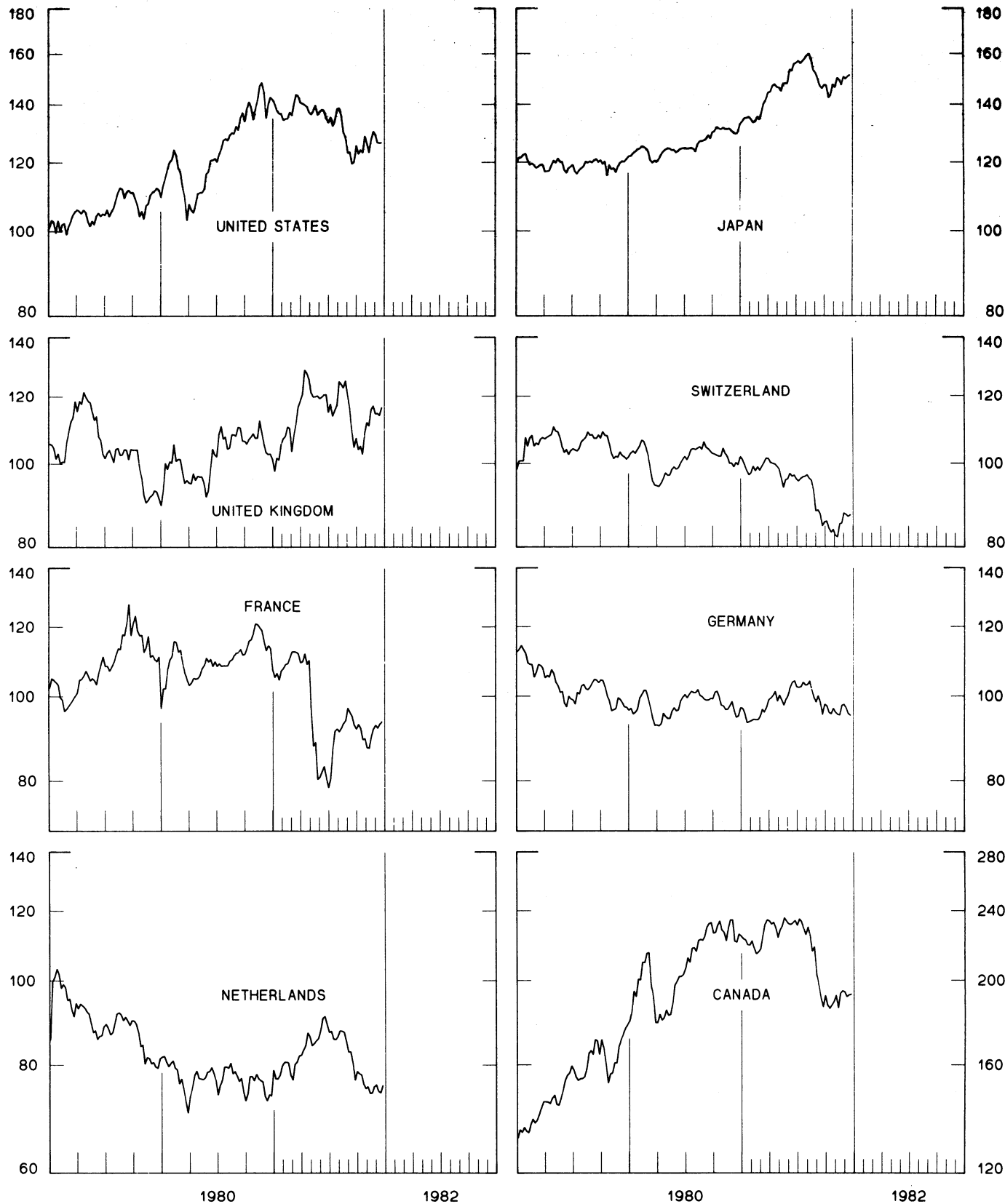


CHART 10
INDUSTRIAL STOCK INDICES
 WEEKLY SERIES

RATIO SCALE
 1969=100

RATIO SCALE
 1969=100



SERIES NAME

LAST VALUE PLOTTED
DATE VALUE

CHART 1. SPOT EXCHANGE RATES AND INDICES

WEEKLY AVERAGES, NOON BUYING RATES (U.S. CENTS)

GERMAN MARK	JAN. 13	43.92
JAPANESE YEN	JAN. 13	0.44880
DUTCH GUILDER	JAN. 13	40.08
U.K. POUND	JAN. 13	189.36
CANADIAN DOLLAR	JAN. 13	84.10
FRENCH FRANC	JAN. 13	17.30
SWISS FRANC	JAN. 13	54.18
BELGIAN FRANC	JAN. 13	2.58215
ITALIAN LIRA	JAN. 13	0.08202

INDICES, MARCH 1973 BASE RATES = 100

GERMAN MARK	JAN. 13	123.56
JAPANESE YEN	JAN. 13	117.51
DUTCH GUILDER	JAN. 13	115.06
U.K. POUND	JAN. 13	76.59
CANADIAN DOLLAR	JAN. 13	83.82
FRENCH FRANC	JAN. 13	77.95
SWISS FRANC	JAN. 13	174.32
BELGIAN FRANC	JAN. 13	101.75
ITALIAN LIRA	JAN. 13	46.60

WEIGHTED AVERAGE EXCHANGE VALUE INDICES, MAR 1973 = 100
(G-10 COUNTRIES PLUS SWITZERLAND)

U.S. DOLLAR	JAN. 13	106.27
GERMAN MARK	JAN. 13	136.38
JAPANESE YEN	JAN. 13	126.40
DUTCH GUILDER	JAN. 13	122.28
U.K. POUND	JAN. 13	78.54
CANADIAN DOLLAR	JAN. 13	87.05
FRENCH FRANC	JAN. 13	79.90
SWISS FRANC	JAN. 13	186.07
BELGIAN FRANC	JAN. 13	107.10
ITALIAN LIRA	JAN. 13	46.28
SWEDISH KRONA	JAN. 13	82.57

CHART 2. 3-MONTH FORWARD EXCHANGE RATES, PREMIUM OR DISCOUNT

CANADIAN DOLLAR	JAN. 13	-1.46
U.K. POUND	JAN. 13	-1.24
GERMAN MARK	JAN. 13	3.53
FRENCH FRANC	JAN. 13	-2.70
SWISS FRANC	JAN. 13	5.16
DUTCH GUILDER	JAN. 13	3.12
JAPANESE YEN	JAN. 13	7.40
ITALIAN LIRA	JAN. 13	-8.13

SERIES NAME	LAST VALUE PLOTTED	
	DATE	VALUE
CHART 3. GOLD PRICE IN LONDON, AFTERNOON FIXING		
U.S. DOLLARS PER FINE OUNCE	JAN. 13	390.80
CHART 4. CALL MONEY RATES		
U.S. FEDERAL FUNDS	JAN. 6	12.98
OVERNIGHT EURO-DOLLAR DEPOSITS	JAN. 6	13.00
U.K. 2-DAY LOCAL AUTHORITY DEPOSITS	JAN. 8	14.50
CANADA	DEC. 11	17.50
GERMANY	JAN. 8	10.00
EURO-DM	JAN. 1	10.22
JAPAN	JAN. 8	6.44
FRANCE	JAN. 8	15.25
NETHERLANDS	DEC. 25	10.65
EURO-SWISS FRANC	JAN. 1	5.63
CHART 5. 3-MONTH INTEREST RATES		
U.S. 90-DAY CD'S, SECONDARY MARKET	JAN. 6	12.94
GERMAN INTERBANK LOAN	JAN. 13	10.48
JAPANESE BANK LOANS & DISCOUNTS	JAN. 13	6.50
CANADIAN FINANCE PAPER	JAN. 13	15.18
INTERBANK STERLING	JAN. 13	15.46
SWISS INTERBANK LOAN	JAN. 13	8.67
WEIGHTED AVERAGE FOREIGN INTEREST RATE (G-10 COUNTRIES PLUS SWITZERLAND)	JAN. 13	12.11
CHART 6. EURO-DOLLAR DEPOSIT RATES: LONDON		
OVERNIGHT	JAN. 6	13.00
7-DAY	JAN. 13	12.80
1-MONTH	JAN. 13	13.27
3-MONTH	JAN. 13	13.85
6-MONTH	JAN. 13	14.58
1-YEAR	JAN. 13	14.75
CHART 7. SELECTED EURO-DOLLAR AND U.S. MONEY MARKET RATES		
OVERNIGHT EURO-DOLLAR DEPOSITS	JAN. 6	13.00
U.S. FEDERAL FUNDS	JAN. 6	12.98
DIFFERENTIAL ADJ. FOR RESERVE REQUIREMENTS	JAN. 6	0.02
3-MONTH EURO-DOLLAR DEPOSIT RATE	JAN. 13	13.85
U.S. 90-DAY CD'S, SECONDARY MARKET	JAN. 6	12.94
DIFFERENTIAL	JAN. 6	0.61

SERIES NAME	LAST VALUE PLOTTED	
	DATE	VALUE
CHART 8. INTEREST ARBITRAGE, 3-MONTH FUNDS		
EURO-DOLLAR DEPOSIT	JAN. 13	13.85
INTERBANK STERLING (LONDON), COVERED	JAN. 13	14.17
DIFFERENTIAL	JAN. 13	-0.32
U.S. COMMERCIAL PAPER	JAN. 6	12.60
CANADIAN FINANCE PAPER, COVERED	JAN. 13	13.66
DIFFERENTIAL	JAN. 6	-0.96
EURO-DOLLAR DEPOSIT	JAN. 13	13.85
INTERBANK DM (FRANKFURT), COVERED	JAN. 13	14.10
DIFFERENTIAL	JAN. 13	-0.25
EURO-DOLLAR DEPOSIT	JAN. 13	13.85
SWISS INTERBANK, COVERED	JAN. 13	13.94
DIFFERENTIAL	JAN. 13	-0.09
CHART 9. LONG TERM GOVERNMENT BOND YIELDS		
UNITED STATES	JAN. 8	14.47
GERMANY	JAN. 1	9.79
JAPAN (MONTHLY)	NOV.	8.22
SWITZERLAND	NOV. 13	5.73
CANADA	DEC. 11	14.83
FRANCE	NOV. 13	16.92
NETHERLANDS	DEC. 25	11.12
UNITED KINGDOM	JAN. 1	13.25
U.S. CORPORATE		
AAA BONDS	DEC.	14.23
EURO-DOLLAR BONDS	NOV.	12.96
CHART 10. STOCK INDICES		
UNITED STATES	DEC. 30	126.44
UNITED KINGDOM	DEC. 30	116.26
CANADA	DEC. 30	192.78
GERMANY	DEC. 30	95.04
SWITZERLAND	DEC. 30	87.09
NETHERLANDS	DEC. 30	75.79
FRANCE	DEC. 30	93.58
JAPAN	DEC. 30	151.22



FEDERAL RESERVE statistical release

H. 10 (512)

FOREIGN EXCHANGE RATES

JANUARY 18, 1982

FOR THE WEEK ENDING JANUARY 15, 1982

The Board of Governors of the Federal Reserve System is advised that the Federal Reserve Bank of New York has certified for customs purposes the following noon buying rate in New York City for cable transfers payable in foreign currencies:

COUNTRY	MONETARY UNIT	(RATE U.S. CENTS)				
		JAN. 11	JAN. 12	JAN. 13	JAN. 14	JAN. 15
AUSTRALIA	DOLLAR	111.9500	111.9000	111.7000	111.4000	111.4000
AUSTRIA	SCHILLING	6.27648	6.23830	6.25782	6.19579	6.21118
BELGIUM	FRANC	2.57467	2.57268	2.57400	2.55493	2.54323
CANADA	DOLLAR	84.0549	83.9490	83.9772	83.7451	83.7101
DENMARK	KRONE	13.4454	13.3914	13.3851	13.2547	13.2363
FINLAND	MARKKA	22.8258	22.6809	22.7118	22.6219	22.6449
FRANCE	FRANC	17.2443	17.2384	17.1585	17.0867	17.0445
GERMANY	D. MARK	43.7828	43.7254	43.6110	43.3651	43.2526
INDIA	RUPEE	10.9051	10.9051	10.8932	10.9051	10.9290
IRELAND	POUND	154.7500	153.5000	154.2500	154.0000	153.7500
ITALY	LIRA	0.08193	0.08163	0.08133	0.08097	0.08086
JAPAN	YEN	0.44783	0.44833	0.44573	0.44543	0.44543
MALAYSIA	RINGGIT	44.5832	44.4840	44.4840	44.3853	44.3557
MEXICO	PESO	3.7908	3.7893	3.7872	3.7857	3.7764
NETHERLANDS	GUILDER	39.9680	39.9122	39.8565	39.6353	39.5023
NEW ZEALAND	DOLLAR	81.7500	81.6000	81.5200	81.0500	82.2000
NORWAY	KRONE	17.1380	17.0503	17.0619	16.9924	17.0387
PORTUGAL	ESCUDO	1.5175	1.5026	1.5060	1.4970	1.5186
SOUTH AFRICA	RAND	103.7400	103.4700	103.4700	103.1500	103.2500
SPAIN	PESETA	1.0208	1.0127	1.0181	1.0076	1.0091
SRI LANKA	RUPEE	4.9493	4.9493	4.9493	4.9493	4.9493
SWEDEN	KRONA	17.8731	17.7936	17.7920	17.7148	17.7148
SWITZERLAND	FRANC	53.9084	53.8213	53.7634	53.9229	53.8793
UNITED KINGDOM	POUND	188.7000	187.3000	186.8000	186.3500	187.0000