

(516/517)

21/13

Selected Interest & Exchange Rates

Weekly Series of Charts

Prepared by the
FINANCIAL MARKETS
SECTION

DIVISION OF
INTERNATIONAL FINANCE

BOARD OF GOVERNORS
FEDERAL RESERVE SYSTEM
Washington, D.C. 20551

Table of Contents

TABLES

1. LATEST FIGURES PLOTTED
2. DAILY CERTIFIED SPOT EXCHANGE RATES--
H.10 RELEASE

CHARTS

1. SPOT EXCHANGE RATE INDICES
2. 3-MONTH FORWARD EXCHANGE RATES
3. GOLD PRICE--LONDON
4. CALL MONEY RATES
5. 3-MONTH INTEREST RATES
6. EURO-DOLLAR DEPOSIT RATES
7. SELECTED EURO-DOLLAR AND
U.S. MONEY MARKET RATES
8. INTEREST ARBITRAGE: 3-MONTH FUNDS
9. LONG-TERM GOVERNMENT BOND YIELDS
10. INDUSTRIAL STOCK INDICES

SUBSCRIPTION RATES:

Weekly \$15.00 per year or \$.40 each in the United States, its possessions, Canada, and Mexico; 10 or more of the same issue to one address, \$13.50 per year or \$.35 each. Elsewhere, \$20.00 per year or \$.50 each. Address requests to Publications Services, Division of Administrative Services, and make payment remittance payable to the order of the Board of Governors of the Federal Reserve System in a form collectible at par in U.S. Currency.

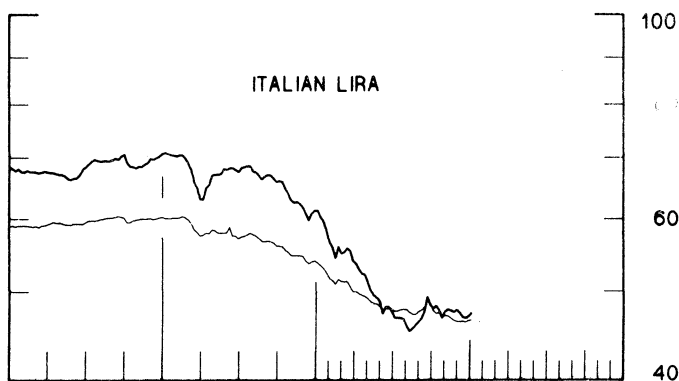
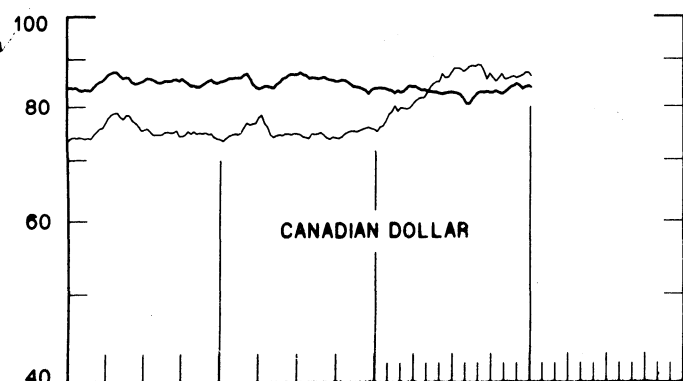
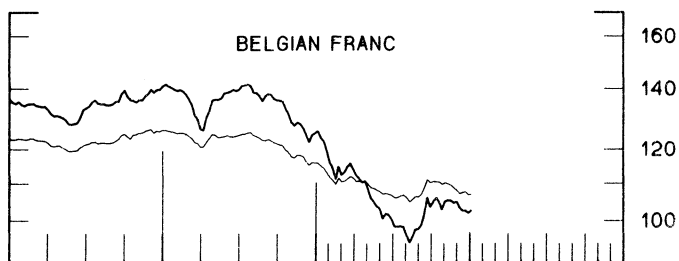
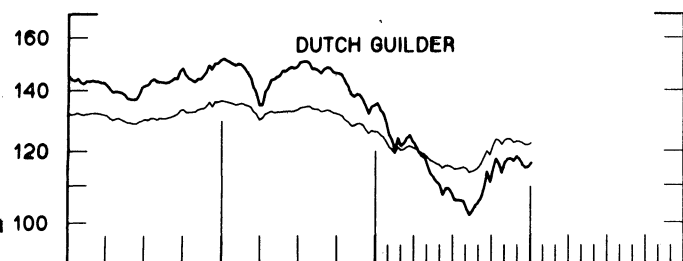
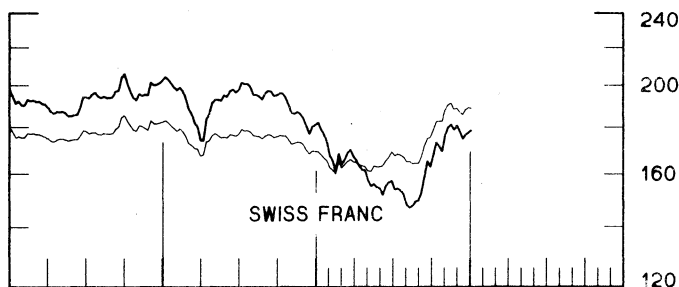
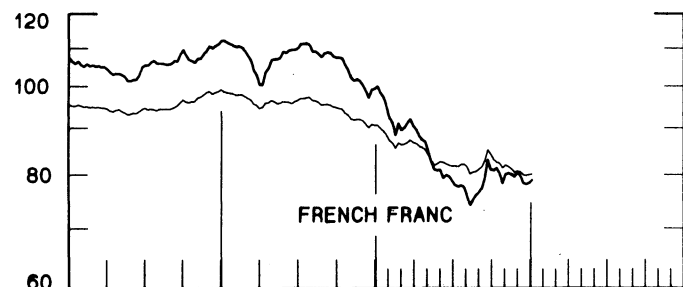
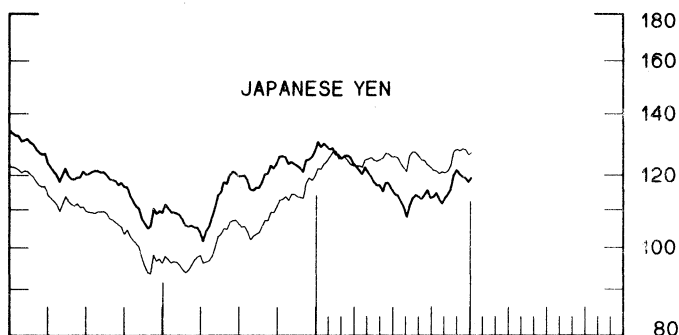
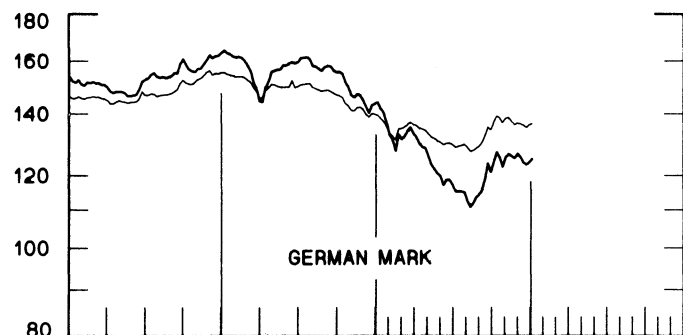
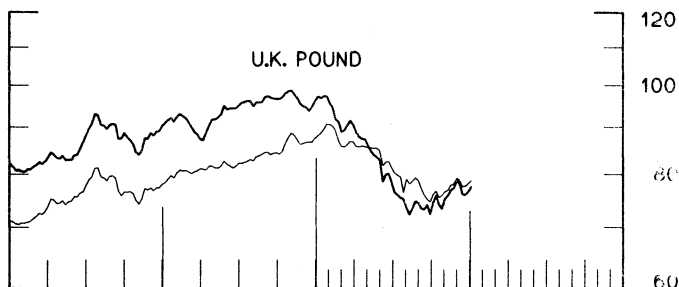
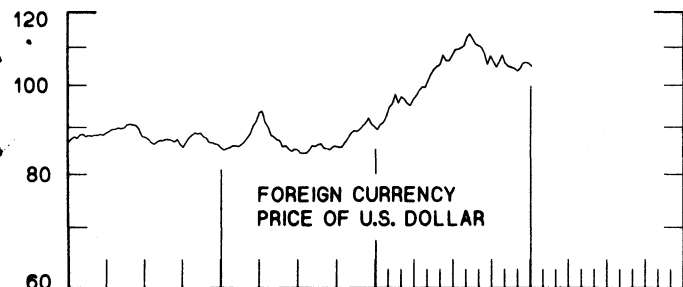
CHART 1

SPOT EXCHANGE INDICES

DOLLAR PRICES OF FOREIGN CURRENCIES AND WEIGHTED AVERAGE VALUES (THIN LINE)
AVERAGES FOR WEEK ENDING WEDNESDAY

RATIO SCALE
MARCH 1973=100

RATIO SCALE
MARCH 1973=100



1980

1982

1980

1982

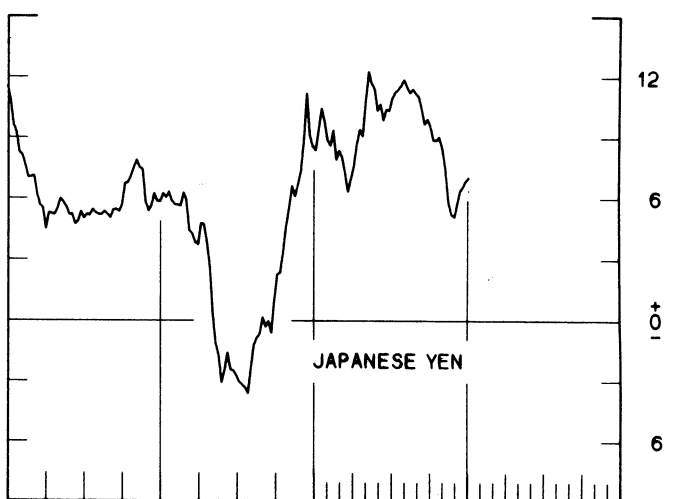
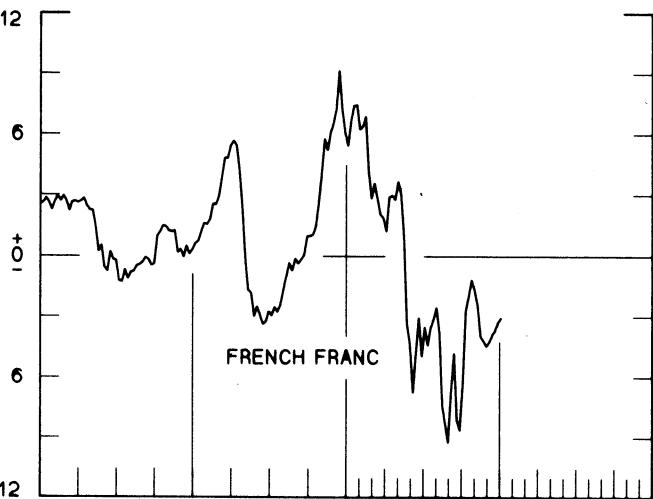
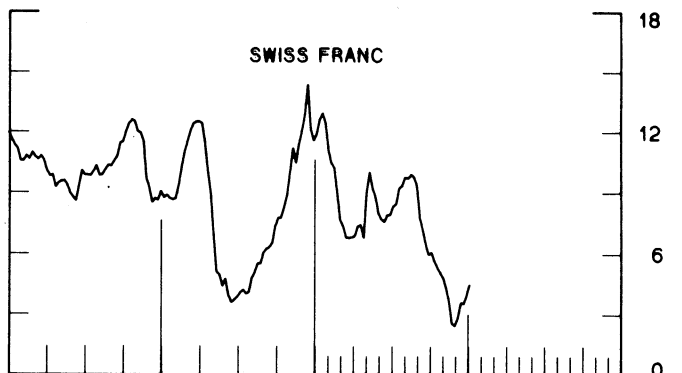
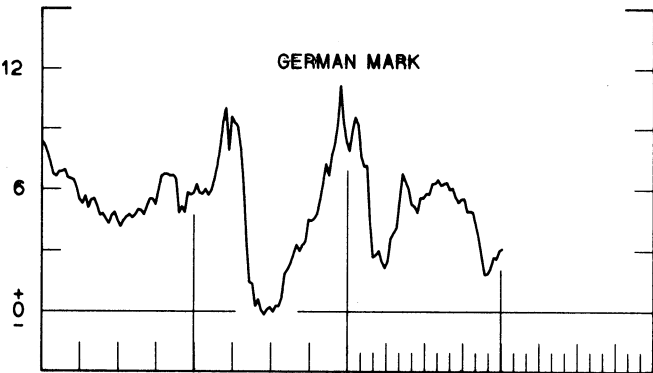
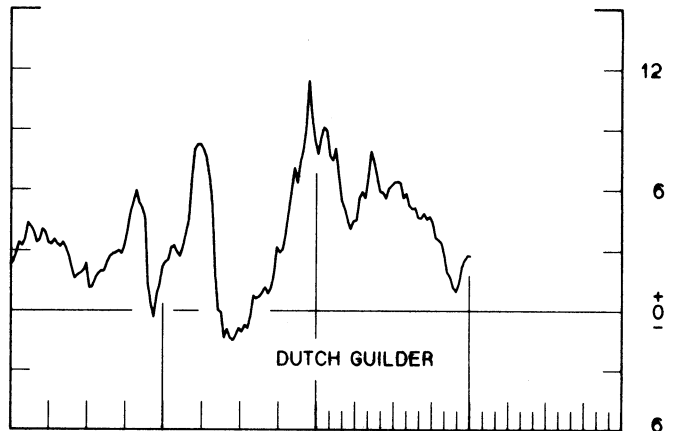
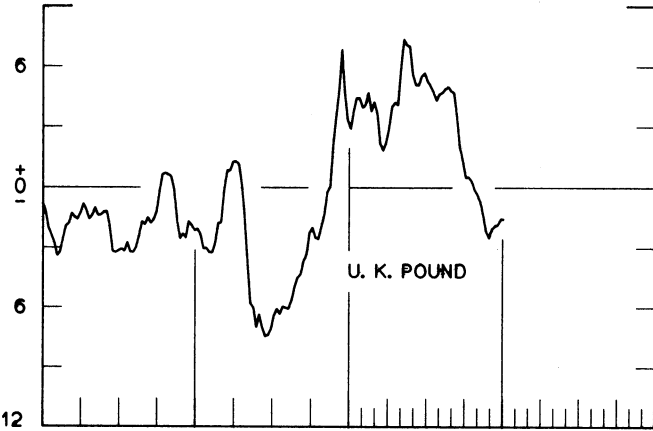
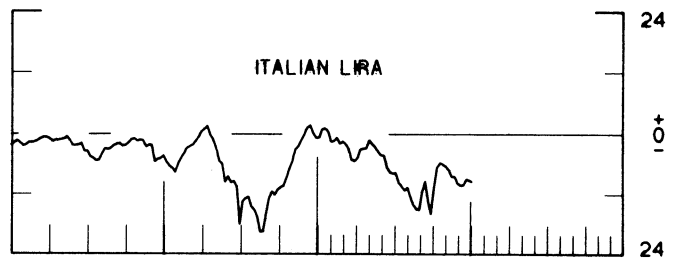
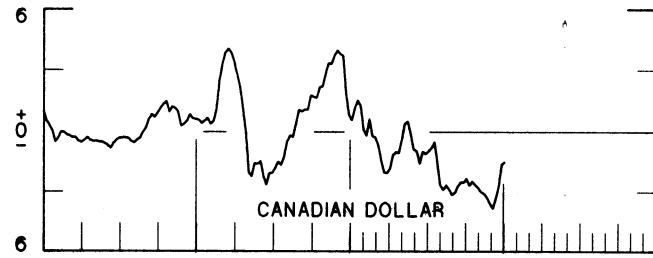
CHART 2

3-MONTH FORWARD EXCHANGE RATES

PREMIUM (+) OR (-)
AVERAGES FOR WEEK ENDING WEDNESDAY

PERCENT PER ANNUM

PERCENT PER ANNUM



1980

1982

1980

1982

CHART 3
PRICE OF GOLD IN LONDON
AVERAGES FOR WEEK ENDING WEDNESDAY

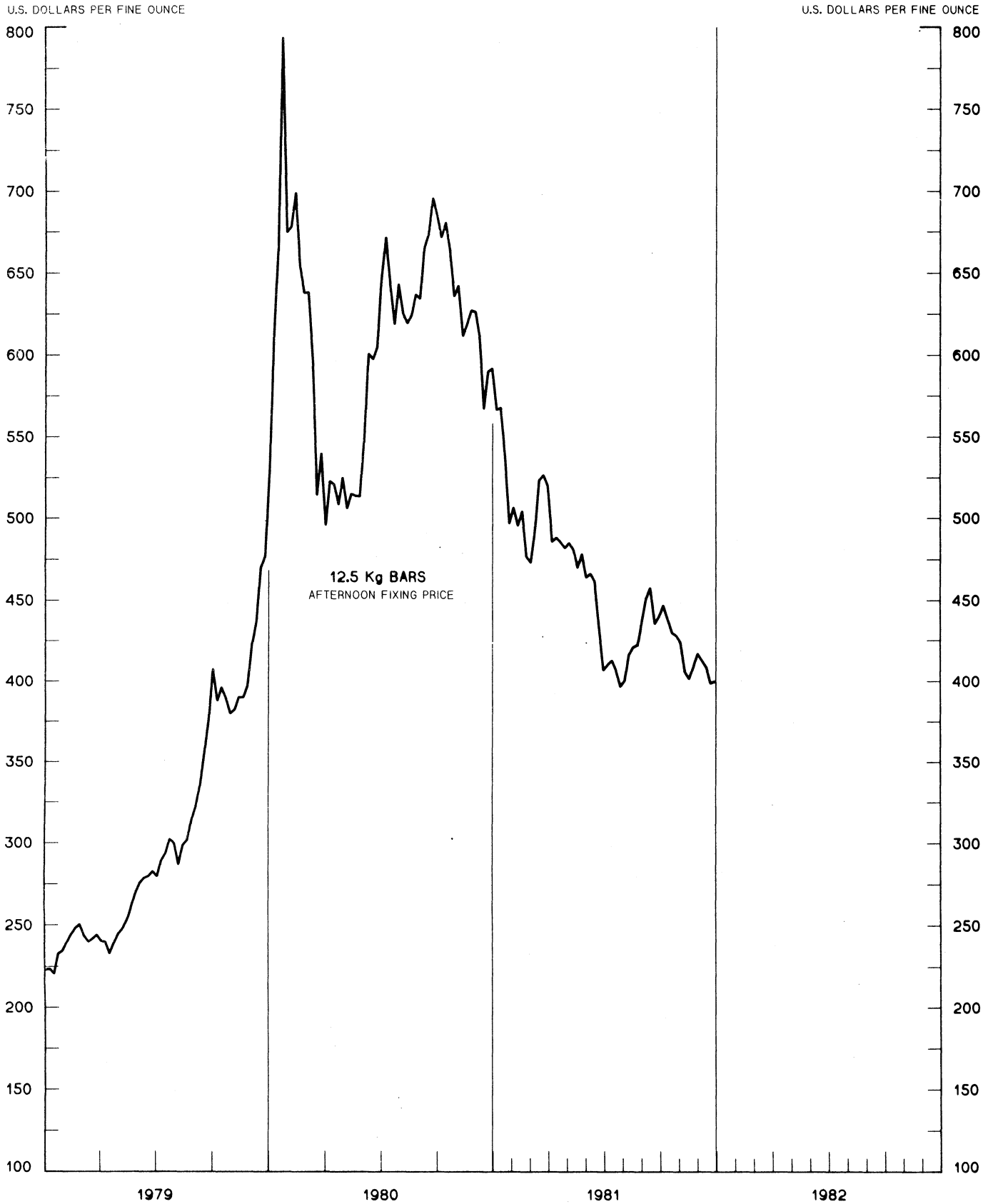


CHART 4
CALL MONEY RATES
 WEEKLY SERIES

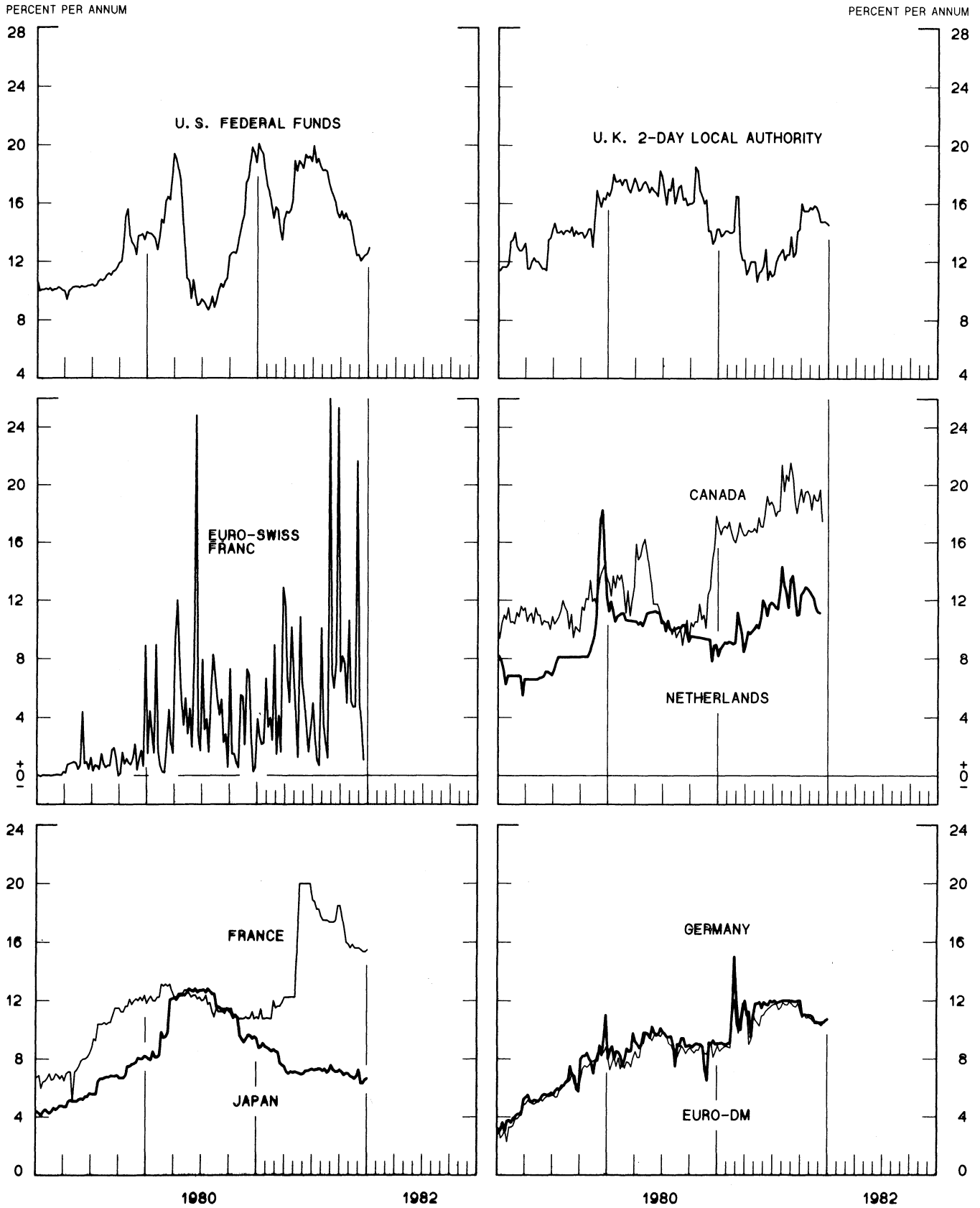
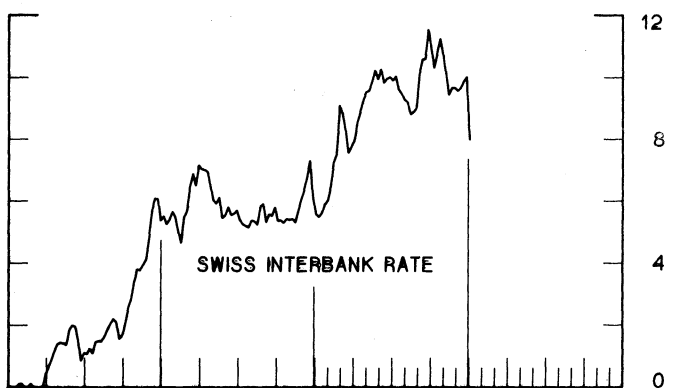
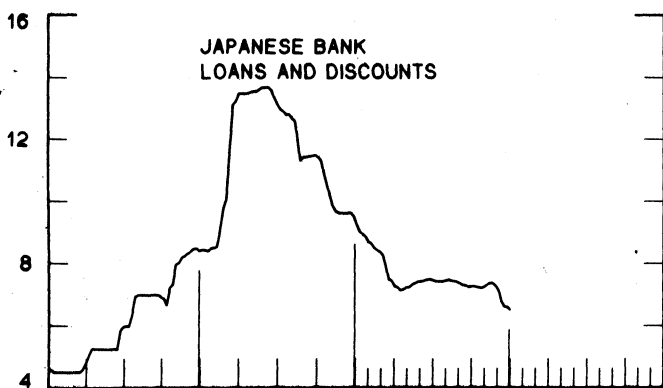
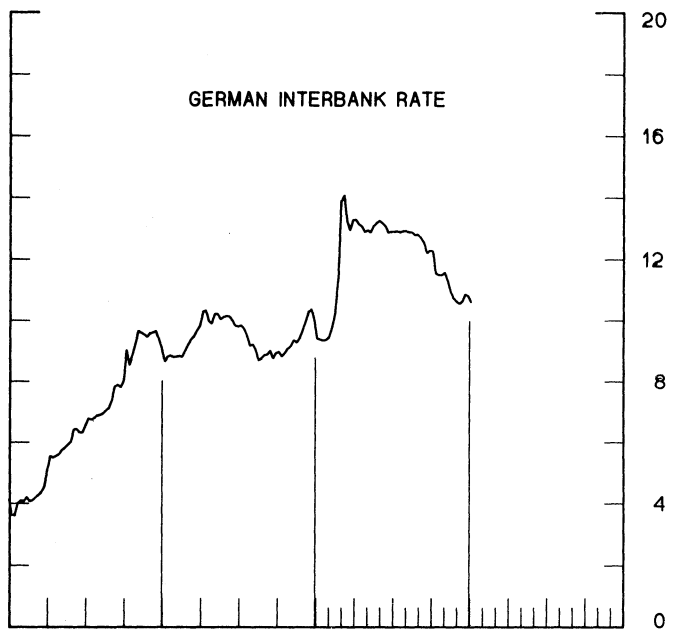
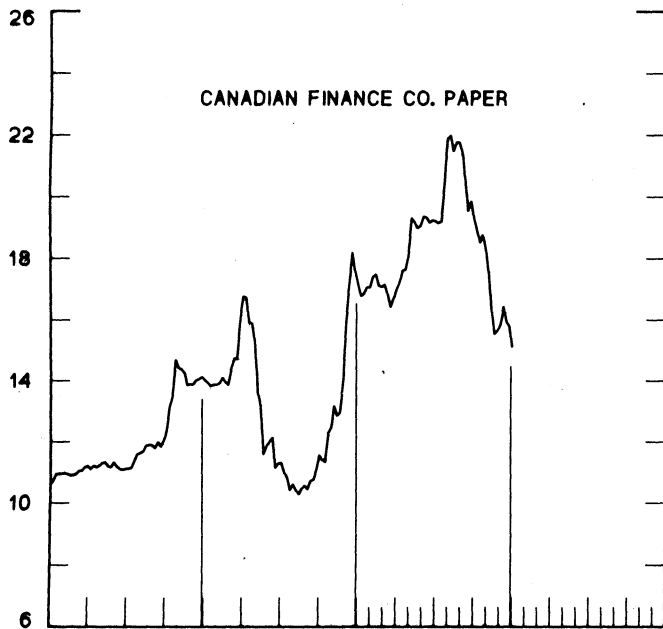
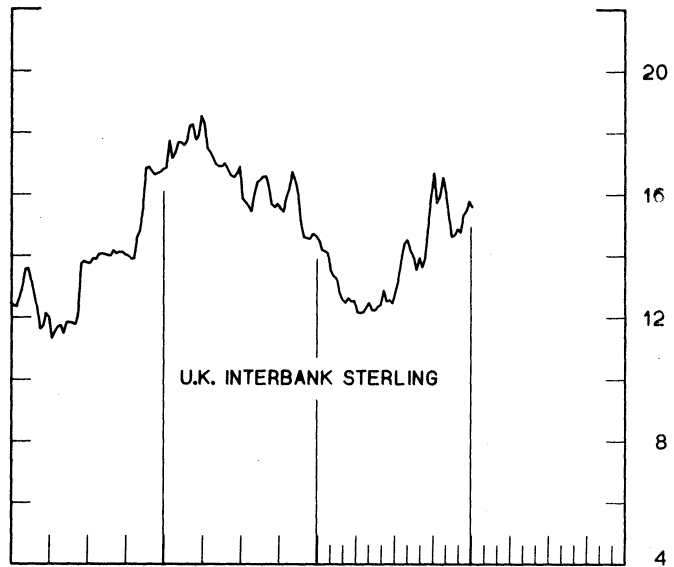
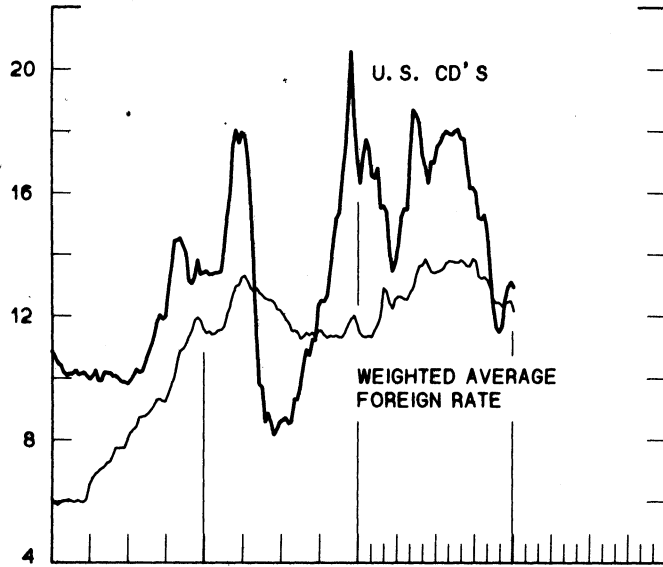


CHART 5
3-MONTH INTEREST RATES
 WEEKLY SERIES

PERCENT PER ANNUM

PERCENT PER ANNUM



1980

1982

1980

1982

CHART 6
EURO-DOLLAR DEPOSIT RATES LONDON
 AVERAGES FOR WEEK ENDING WEDNESDAY

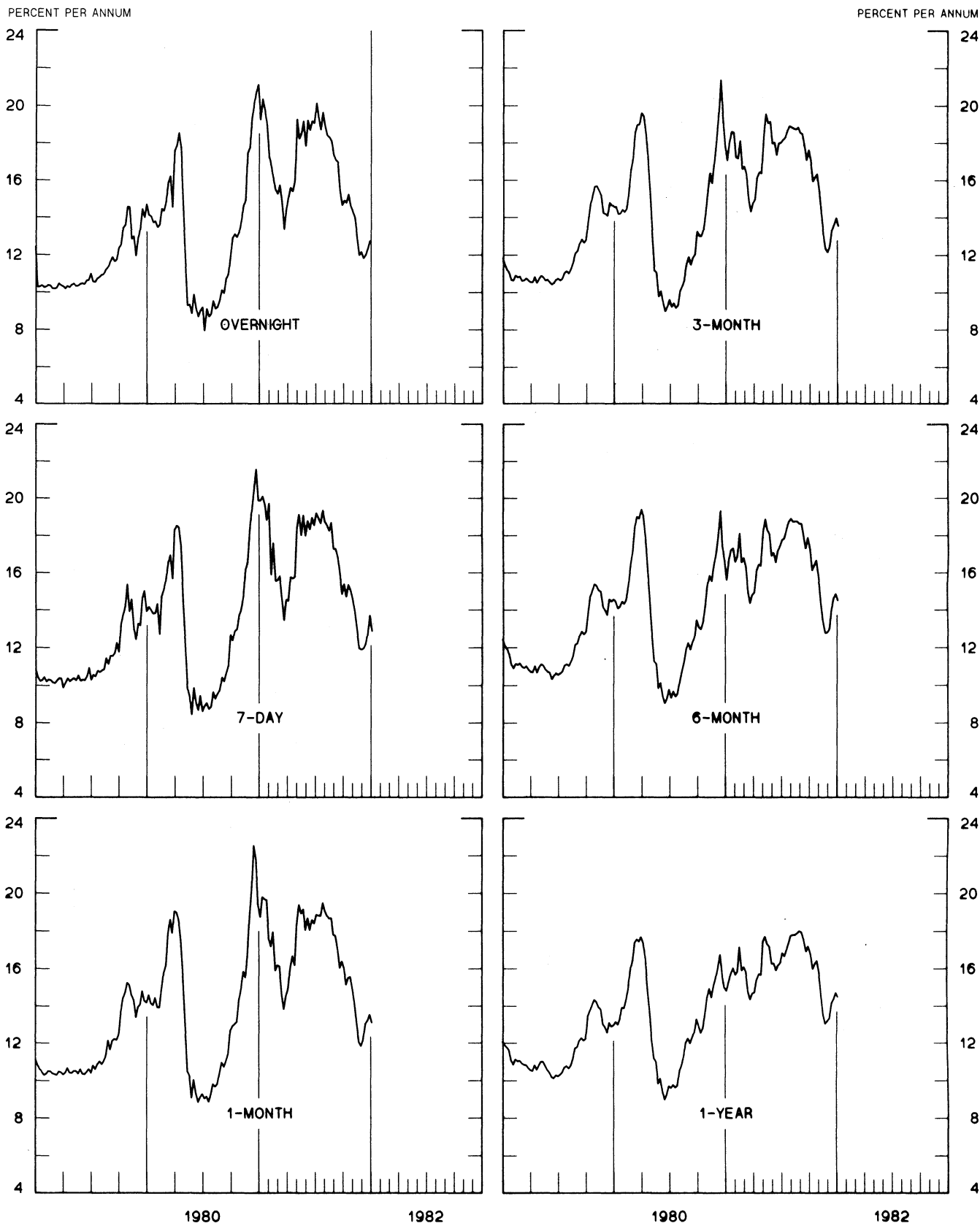
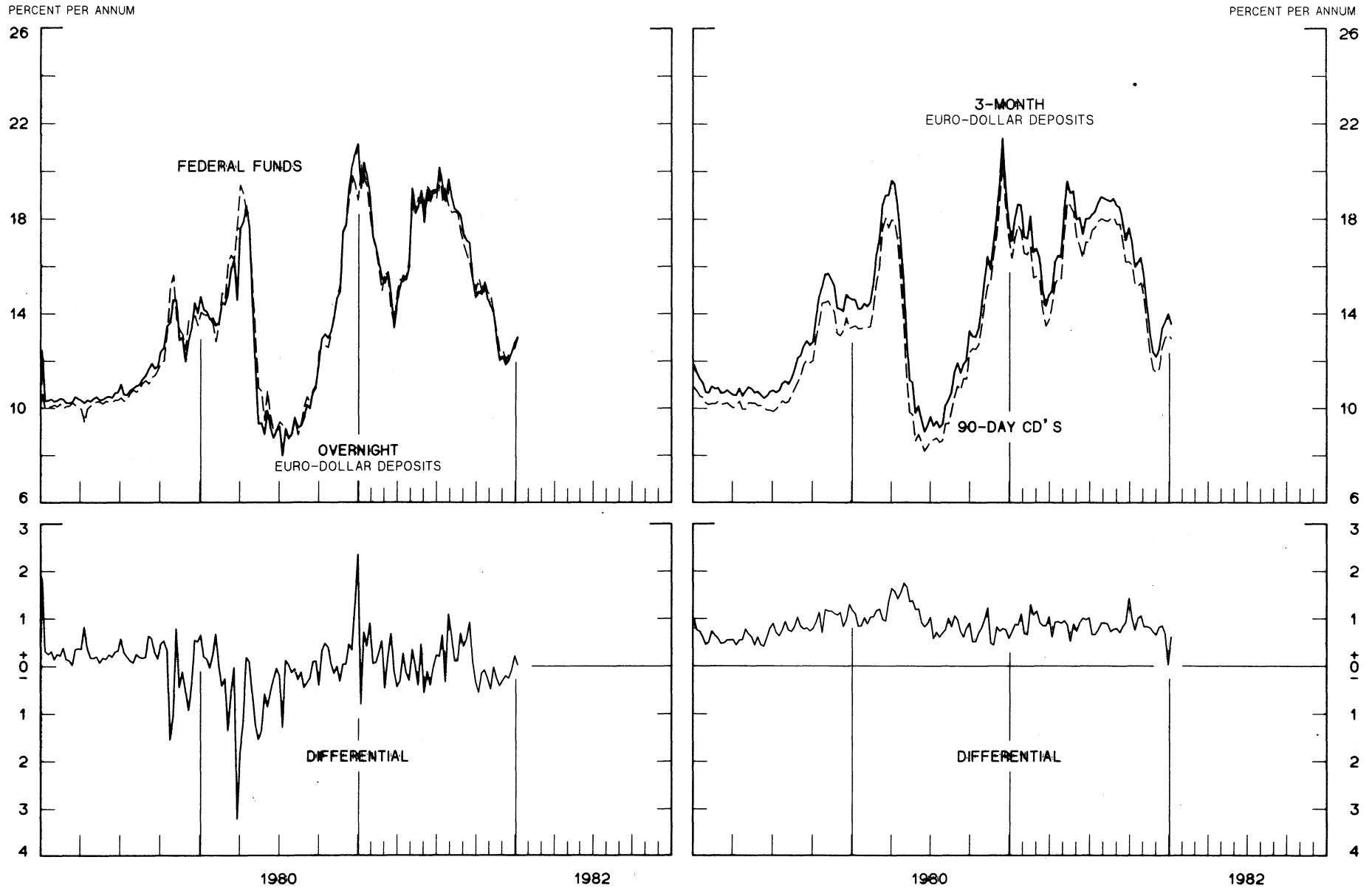


CHART 7
SELECTED EURO-DOLLAR AND U. S. MONEY MARKET RATES

DIFFERENTIAL: PLUS(+), FAVORS BORROWING IN U. S.
 AVERAGES FOR WEEK ENDING WEDNESDAY

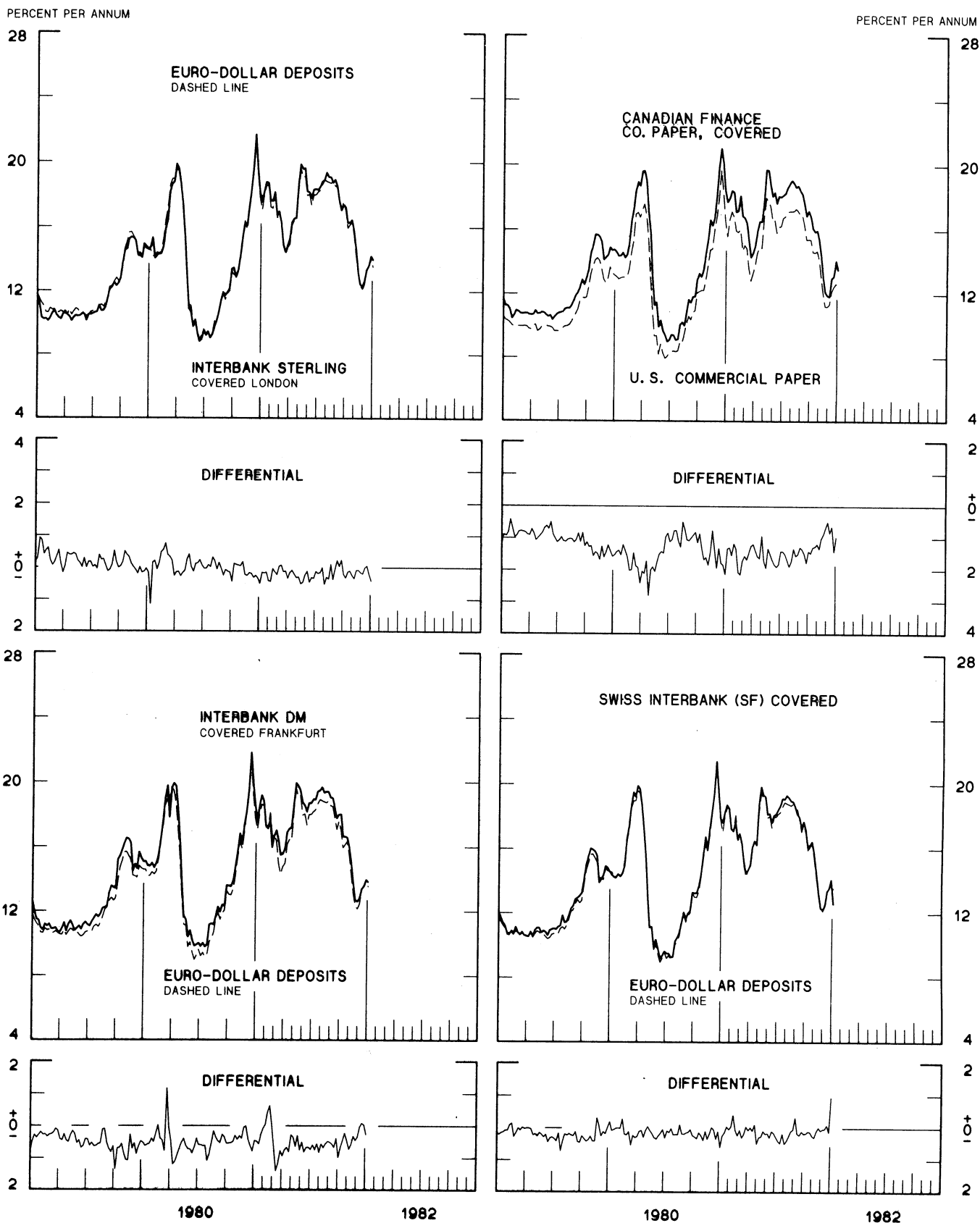


1 PERCENT ON DIFFERENTIAL SCALE = 2 PERCENT ON RATE SCALE

CHART 8

INTEREST ARBITRAGE: 3-MONTH FUNDS

DIFFERENTIAL: PLUS(+), INDICATES FAVOR DOLLAR ASSETS
AVERAGES FOR WEEK ENDING WEDNESDAY



1980

1982

1980

1982

CHART 9
LONG-TERM GOVERNMENT BOND YIELDS
 WEEKLY SERIES

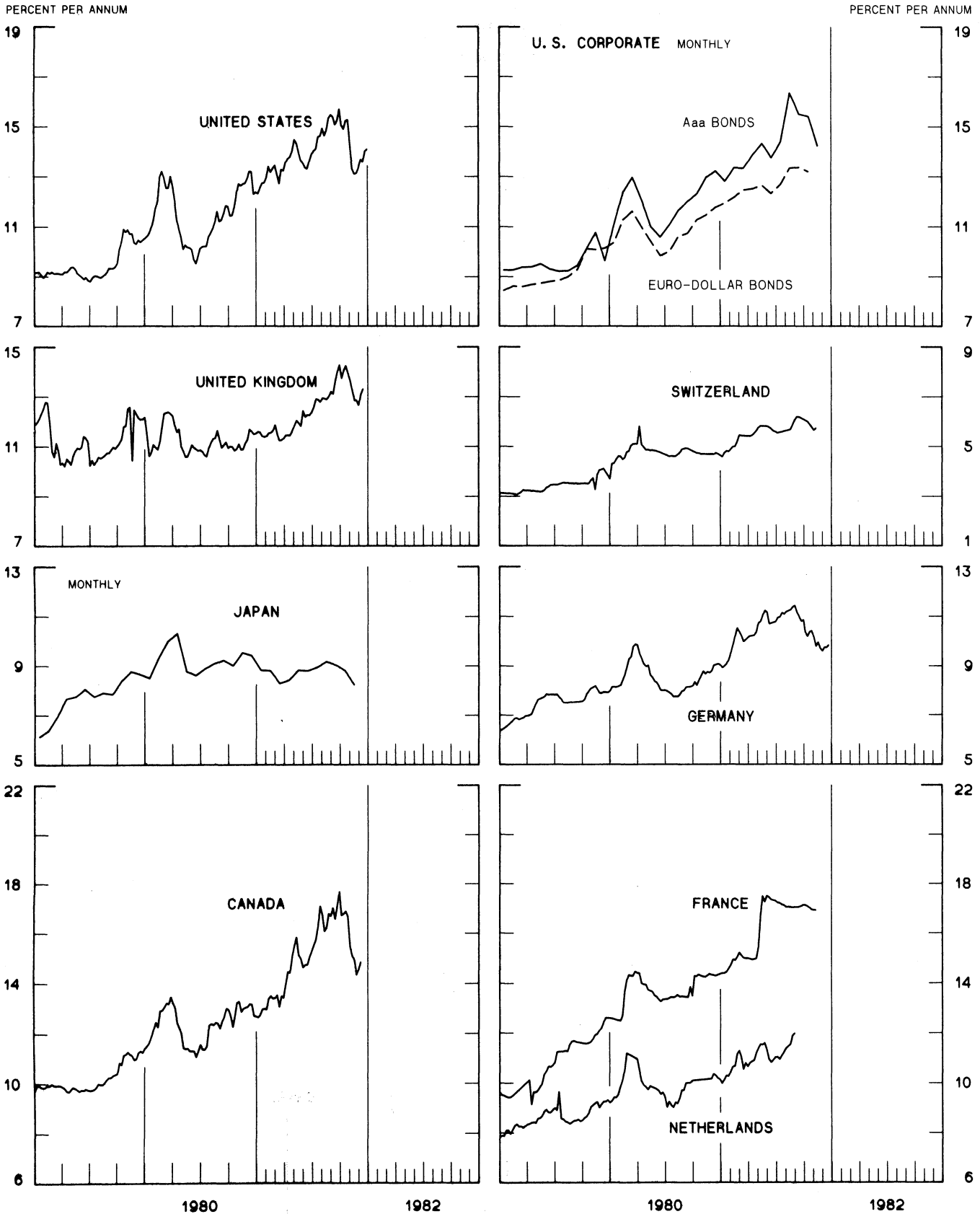
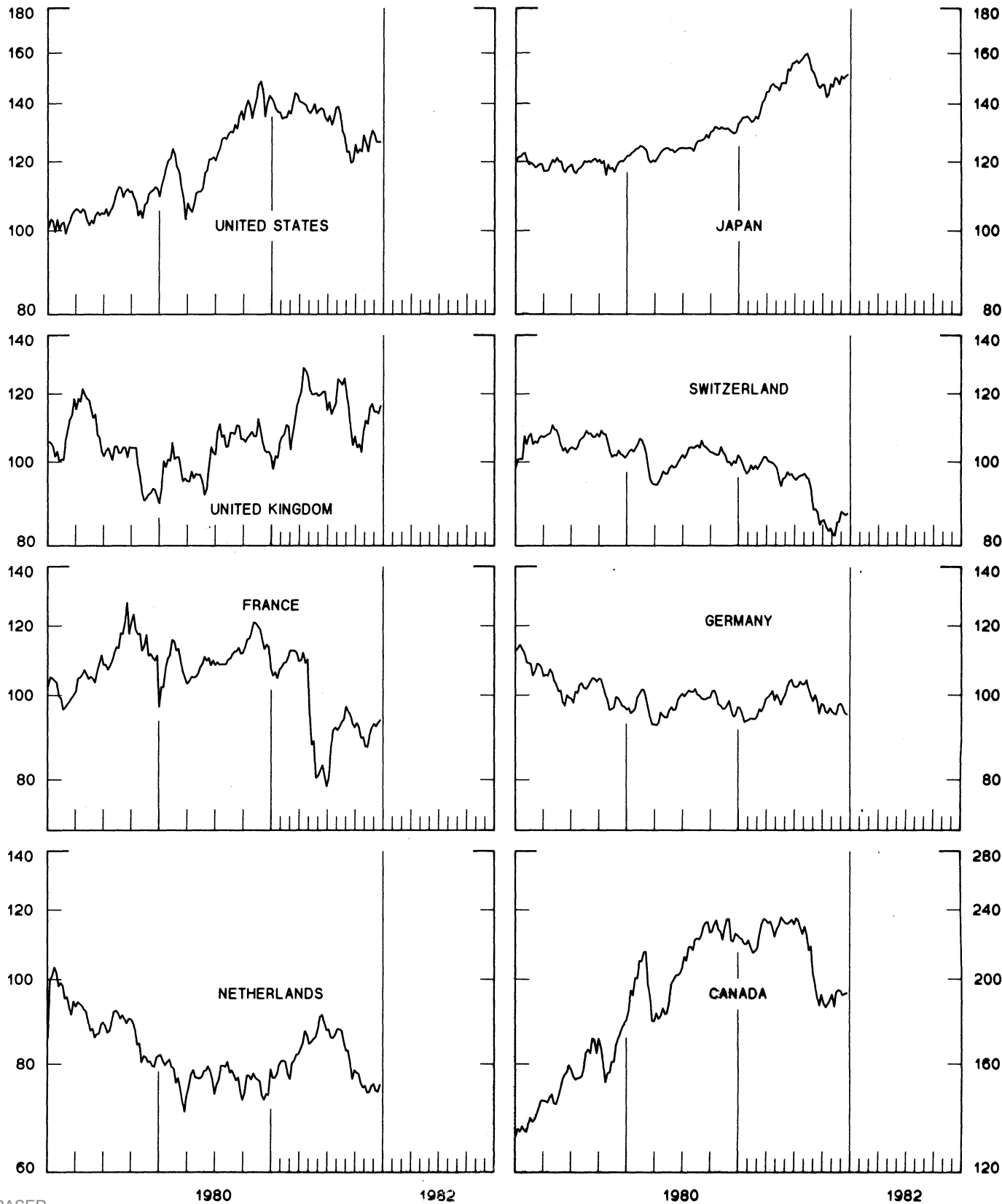


CHART 10
INDUSTRIAL STOCK INDICES
 WEEKLY SERIES

RATIO SCALE
 1969=100

RATIO SCALE
 1969=100



SERIES NAME

LAST VALUE PLOTTED
DATE VALUE

CHART 1. SPOT EXCHANGE RATES AND INDICES

WEEKLY AVERAGES, NOON BUYING RATES (U.S. CENTS)

GERMAN MARK	JAN. 6	44.51
JAPANESE YEN	JAN. 6	0.45566
DUTCH GUILDER	JAN. 6	40.56
U.K. POUND	JAN. 6	191.96
CANADIAN DOLLAR	JAN. 6	84.23
FRENCH FRANC	JAN. 6	17.53
SWISS FRANC	JAN. 6	55.55
BELGIAN FRANC	JAN. 6	2.60827
ITALIAN LIRA	JAN. 6	0.08337

INDICES, MARCH 1973 BASE RATES = 100

GERMAN MARK	JAN. 6	125.21
JAPANESE YEN	JAN. 6	119.31
DUTCH GUILDER	JAN. 6	116.45
U.K. POUND	JAN. 6	77.64
CANADIAN DOLLAR	JAN. 6	83.95
FRENCH FRANC	JAN. 6	79.01
SWISS FRANC	JAN. 6	178.71
BELGIAN FRANC	JAN. 6	102.78
ITALIAN LIRA	JAN. 6	47.36

WEIGHTED AVERAGE EXCHANGE VALUE INDICES, MAR 1973 = 100
(G-10 COUNTRIES PLUS SWITZERLAND)

U.S. DOLLAR	JAN. 6	104.91
GERMAN MARK	JAN. 6	136.90
JAPANESE YEN	JAN. 6	127.12
DUTCH GUILDER	JAN. 6	122.53
U.K. POUND	JAN. 6	78.84
CANADIAN DOLLAR	JAN. 6	86.26
FRENCH FRANC	JAN. 6	80.20
SWISS FRANC	JAN. 6	188.91
BELGIAN FRANC	JAN. 6	107.10
ITALIAN LIRA	JAN. 6	46.58
SWEDISH KRONA	JAN. 6	82.76

CHART 2. 3-MONTH FORWARD EXCHANGE RATES, PREMIUM OR DISCOUNT

CANADIAN DOLLAR	JAN. 6	-1.51
U.K. POUND	JAN. 6	-1.57
GERMAN MARK	JAN. 6	3.10
FRENCH FRANC	JAN. 6	-3.05
SWISS FRANC	JAN. 6	4.50
DUTCH GUILDER	JAN. 6	2.75
JAPANESE YEN	JAN. 6	7.06
ITALIAN LIRA	JAN. 6	-9.53

SERIES NAME	LAST VALUE PLOTTED	
	DATE	VALUE
CHART 3. GOLD PRICE IN LONDON, AFTERNOON FIXING		
U.S. DOLLARS PER FINE OUNCE	JAN. 6	400.00
CHART 4. CALL MONEY RATES		
U.S. FEDERAL FUNDS	JAN. 6	12.98
OVERNIGHT EURO-DOLLAR DEPOSITS	JAN. 6	13.00
U.K. 2-DAY LOCAL AUTHORITY DEPOSITS	JAN. 1	14.50
CANADA	DEC. 11	17.50
GERMANY	JAN. 1	10.75
EURG-DM	DEC. 18	10.46
JAPAN	JAN. 1	6.63
FRANCE	JAN. 1	15.50
NETHERLANDS	DEC. 4	11.15
EURO-SWISS FRANC	DEC. 18	1.05
CHART 5. 3-MONTH INTEREST RATES		
U.S. 90-DAY CD'S, SECONDARY MARKET	JAN. 6	12.94
GERMAN INTERBANK LOAN	JAN. 6	10.62
JAPANESE BANK LOANS & DISCOUNTS	JAN. 6	6.52
CANADIAN FINANCE PAPER	JAN. 6	15.13
INTERBANK STERLING	JAN. 6	15.61
SWISS INTERBANK LOAN	JAN. 6	8.00
WEIGHTED AVERAGE FOREIGN INTEREST RATE (G-10 COUNTRIES PLUS SWITZERLAND)	JAN. 6	12.15
CHART 6. EURO-DOLLAR DEPOSIT RATES: LONDON		
OVERNIGHT	JAN. 6	13.00
7-DAY	JAN. 6	12.88
1-MONTH	JAN. 6	13.11
3-MONTH	JAN. 6	13.55
6-MONTH	JAN. 6	14.50
1-YEAR	JAN. 6	14.47
CHART 7. SELECTED EURO-DOLLAR AND U.S. MONEY MARKET RATES		
OVERNIGHT EURO-DOLLAR DEPOSITS	JAN. 6	13.00
U.S. FEDERAL FUNDS	JAN. 6	12.98
DIFFERENTIAL ADJ. FOR RESERVE REQUIREMENTS	JAN. 6	0.02
3-MONTH EURO-DOLLAR DEPOSIT RATE	JAN. 6	13.55
U.S. 90-DAY CD'S, SECONDARY MARKET	JAN. 6	12.94
DIFFERENTIAL	JAN. 6	0.61

SERIES NAME

LAST VALUE PLOTTED
DATE VALUE

CHART 8. INTEREST ARBITRAGE, 3-MONTH FUNDS

EURO-DOLLAR DEPOSIT	JAN. 6	13.55
INTERBANK STERLING (LONDON), COVERED	JAN. 6	13.97
DIFFERENTIAL	JAN. 6	-0.43
U.S. COMMERCIAL PAPER	JAN. 6	12.60
CANADIAN FINANCE PAPER, COVERED	JAN. 6	13.56
DIFFERENTIAL	JAN. 6	-0.96
EURO-DOLLAR DEPOSIT	JAN. 6	13.55
INTERBANK DM (FRANKFURT), COVERED	JAN. 6	13.81
DIFFERENTIAL	JAN. 6	-0.26
EURO-DOLLAR DEPOSIT	JAN. 6	13.55
SWISS INTERBANK, COVERED	JAN. 6	12.59
DIFFERENTIAL	JAN. 6	0.95

CHART 9. LONG TERM GOVERNMENT BOND YIELDS

UNITED STATES	JAN. 1	14.07
GERMANY	DEC. 25	9.83
JAPAN (MONTHLY)	NOV.	8.22
SWITZERLAND	NOV. 13	5.73
CANADA	DEC. 11	14.83
FRANCE	NOV. 13	16.92
NETHERLANDS	SEPT. 4	11.98
UNITED KINGDOM	DEC. 18	13.30

U.S. CORPORATE

AAA BONDS	NOV.	14.22
EURO-DOLLAR BONDS	OCT.	13.19

CHART 10. STOCK INDICES

UNITED STATES	DEC. 30	126.44
UNITED KINGDOM	DEC. 30	116.26
CANADA	DEC. 30	192.78
GERMANY	DEC. 30	95.04
SWITZERLAND	DEC. 30	87.09
NETHERLANDS	DEC. 30	75.79
FRANCE	DEC. 30	93.58
JAPAN	DEC. 30	151.22

FEDERAL RESERVE statistical release



H. 10 (512)

JANUARY 12, 1982

FOREIGN EXCHANGE RATES

FOR THE WEEK ENDING JANUARY 8, 1982

The Board of Governors of the Federal Reserve System is advised that the Federal Reserve Bank of New York has certified for customs purposes the following noon buying rate in New York City for cable transfers payable in foreign currencies:

COUNTRY	MONETARY UNIT	(RATE U.S. CENTS)				
		JAN. 4	JAN. 5	JAN. 6	JAN. 7	JAN. 8
AUSTRALIA	DOLLAR	112.9000	112.7700	112.7500	112.3700	112.4000
AUSTRIA	SCHILLING	6.39795	6.32111	6.31313	6.30517	6.31313
BELGIUM	FRANC	2.62055	2.59605	2.60892	2.59875	2.59067
CANADA	DOLLAR	84.2744	84.0689	84.2957	84.2035	84.2957
DENMARK	KRONE	13.6612	13.5777	13.6333	13.5455	13.5410
FINLAND	MARKKA	23.1374	23.0627	23.0415	22.9200	22.9305
FRANCE	FRANC	17.5871	17.4246	17.5300	17.4246	17.4216
GERMANY	D. MARK	44.6170	44.2184	44.5236	44.2224	44.2772
INDIA	RUPEE	11.0254	10.9890	10.9769	10.9290	10.9409
IRELAND	POUND	158.2500	156.8500	157.6000	156.1500	156.5000
ITALY	LIRA	0.08358	0.08295	0.08313	0.08258	0.08264
JAPAN	YEN	0.45714	0.45517	0.45537	0.45045	0.45167
MALAYSIA	RINGGIT	44.6030	44.5038	44.6130	44.6130	44.6130
MEXICO	PESO	3.8052	3.8023	3.7994	3.7980	3.7864
NETHERLANDS	GUILDER	40.6669	40.3063	40.5433	40.3063	40.3470
NEW ZEALAND	DOLLAR	82.7000	82.4800	82.4000	82.3000	82.2800
NORWAY	KRONE	17.2711	17.2058	17.2786	17.1674	17.1674
PORTUGAL	ESCUDO	1.5385	1.5314	1.5291	1.5198	1.5232
SOUTH AFRICA	RAND	105.0800	104.4400	104.7500	104.1300	104.3500
SPAIN	PESETA	1.0412	1.0281	1.0355	1.0253	1.0259
SRI LANKA	RUPEE	4.9493	4.9493	4.9493	4.9493	4.9493
SWEDEN	KRONA	18.1291	17.9921	18.0995	17.9759	18.0018
SWITZERLAND	FRANC	55.8192	55.2181	55.2334	54.6896	54.7345
UNITED KINGDOM	POUND	192.6000	191.2000	192.5300	192.0000	192.0000