


(516/517)

7413



Selected Interest & Exchange Rates

Weekly Series of Charts

November 30, 1981

**Prepared by the
FINANCIAL MARKETS
SECTION**

**DIVISION OF
INTERNATIONAL FINANCE**

**BOARD OF GOVERNORS
FEDERAL RESERVE SYSTEM
Washington, D.C. 20551**

Table of Contents

TABLES

1. LATEST FIGURES PLOTTED
2. DAILY CERTIFIED SPOT EXCHANGE RATES--
H.10 RELEASE

CHARTS

1. SPOT EXCHANGE RATE INDICES
2. 3-MONTH FORWARD EXCHANGE RATES
3. GOLD PRICE--LONDON
4. CALL MONEY RATES
5. 3-MONTH INTEREST RATES
6. EURO-DOLLAR DEPOSIT RATES
7. SELECTED EURO-DOLLAR AND U.S. MONEY MARKET RATES
8. INTEREST ARBITRAGE: 3-MONTH FUNDS
9. LONG-TERM GOVERNMENT BOND YIELDS
10. INDUSTRIAL STOCK INDICES

SUBSCRIPTION RATES:

Weekly \$15.00 per year or \$.40 each in the United States, its possessions, Canada, and Mexico; 10 or more of the same issue to one address, \$13.50 per year or \$.35 each. Elsewhere, \$20.00 per year or \$.50 each. Address requests to Publications Services, Division of Administrative Services, and make payment remittance payable to the order of the Board of Governors of the Federal Reserve System in a form collectible at par in U.S. Currency.

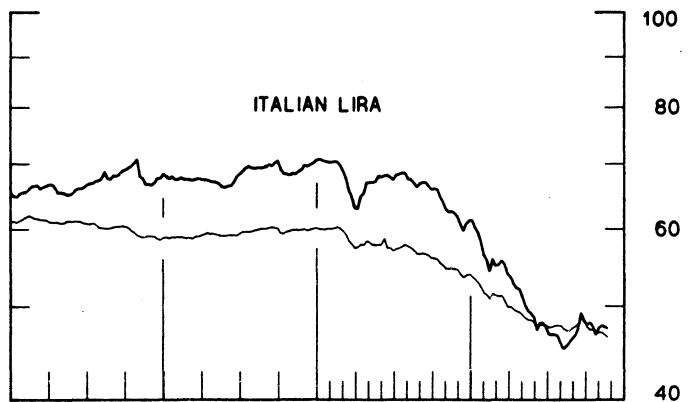
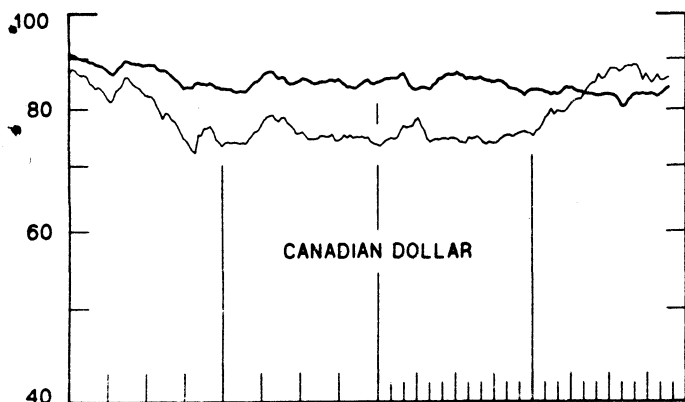
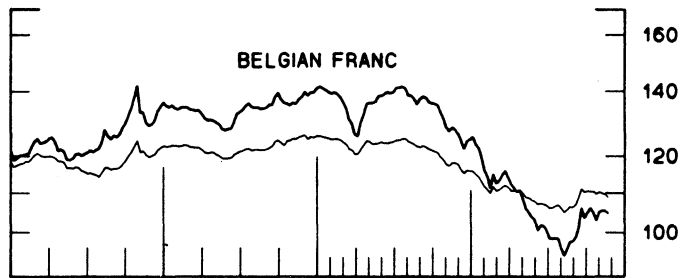
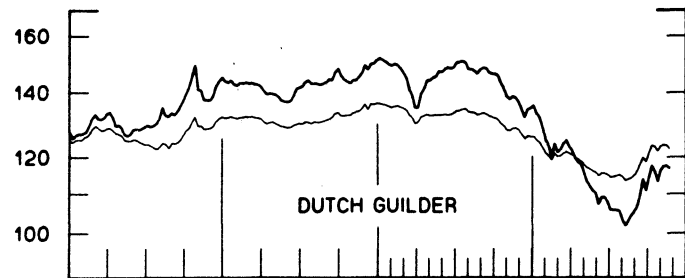
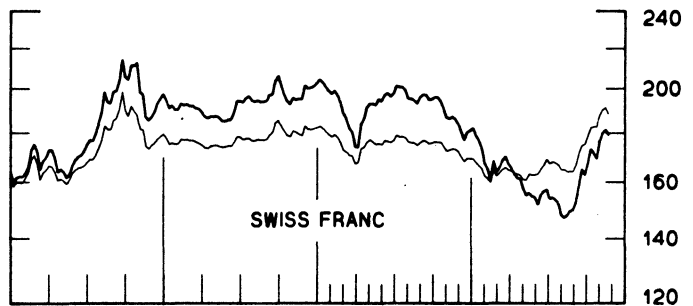
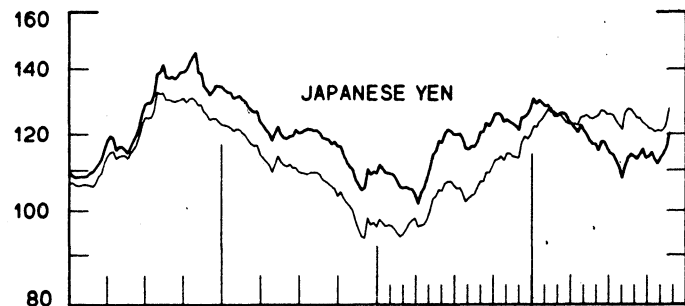
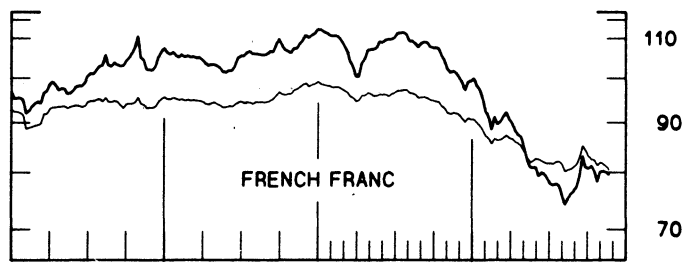
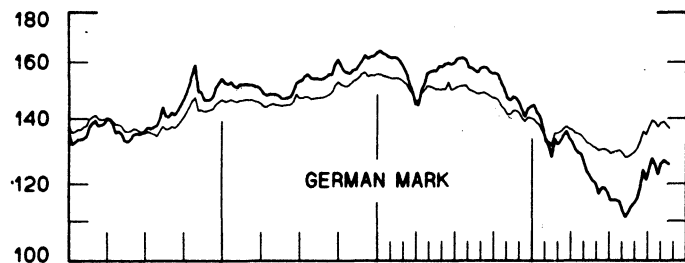
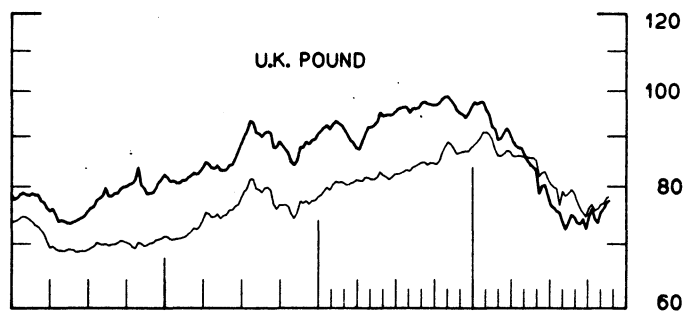
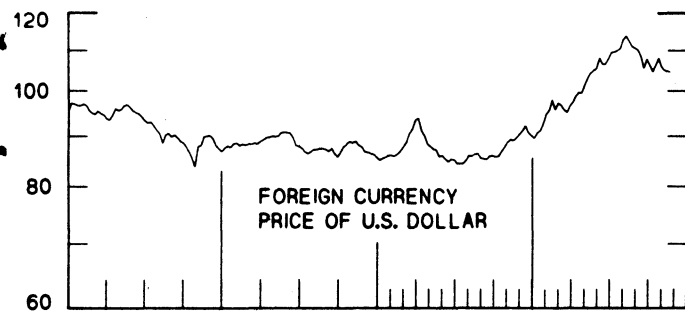
CHART 1

SPOT EXCHANGE INDICES

DOLLAR PRICES OF FOREIGN CURRENCIES AND WEIGHTED AVERAGE VALUES (THIN LINE)
AVERAGES FOR WEEK ENDING WEDNESDAY

RATIO SCALE
MARCH 1973=100

RATIO SCALE
MARCH 1973=100



1979

1981

1979

1981

CHART 2
3-MONTH FORWARD EXCHANGE RATES
 PREMIUM (+) OR (-)
 AVERAGES FOR WEEK ENDING WEDNESDAY

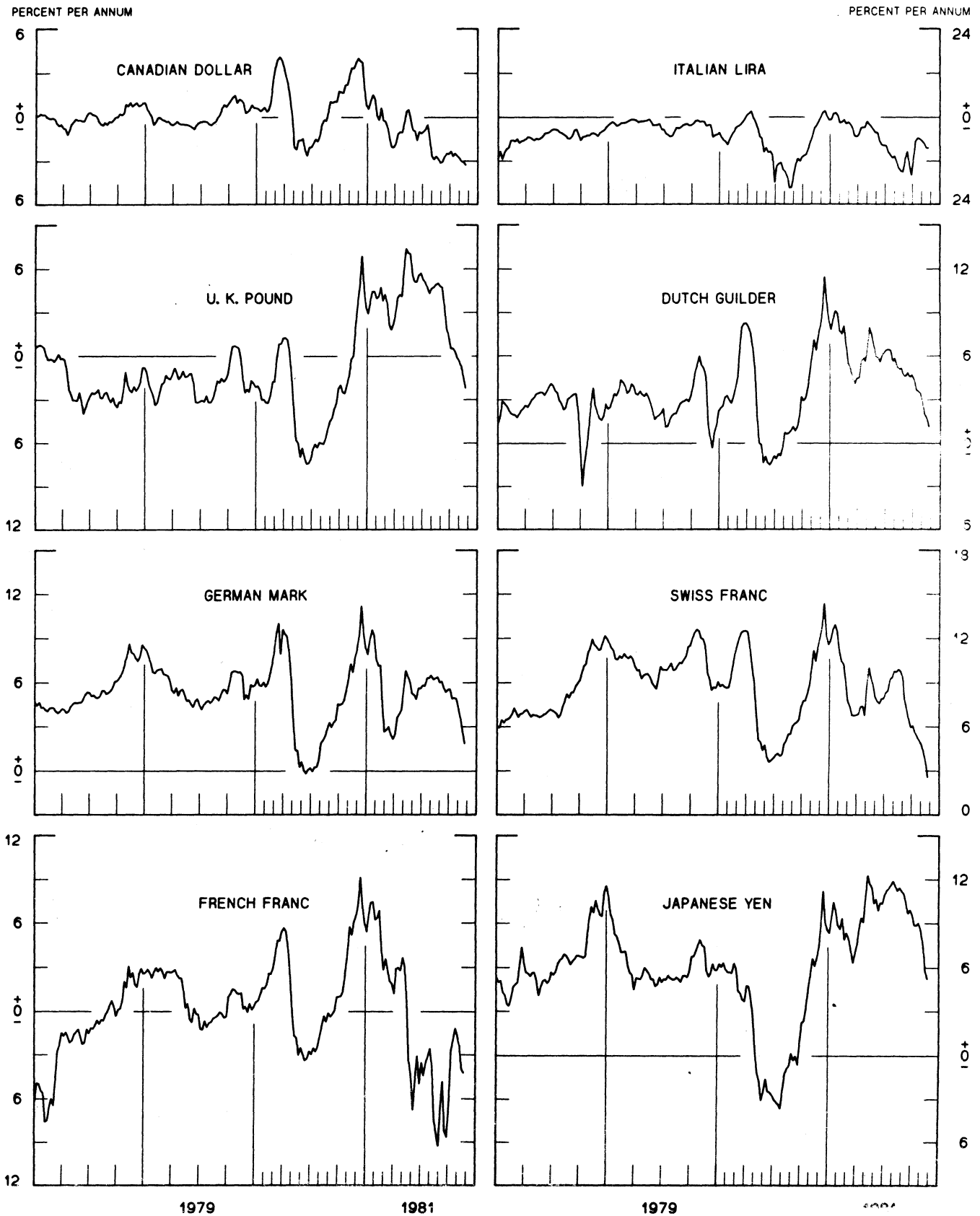


CHART 3
PRICE OF GOLD IN LONDON
AVERAGES FOR WEEK ENDING WEDNESDAY

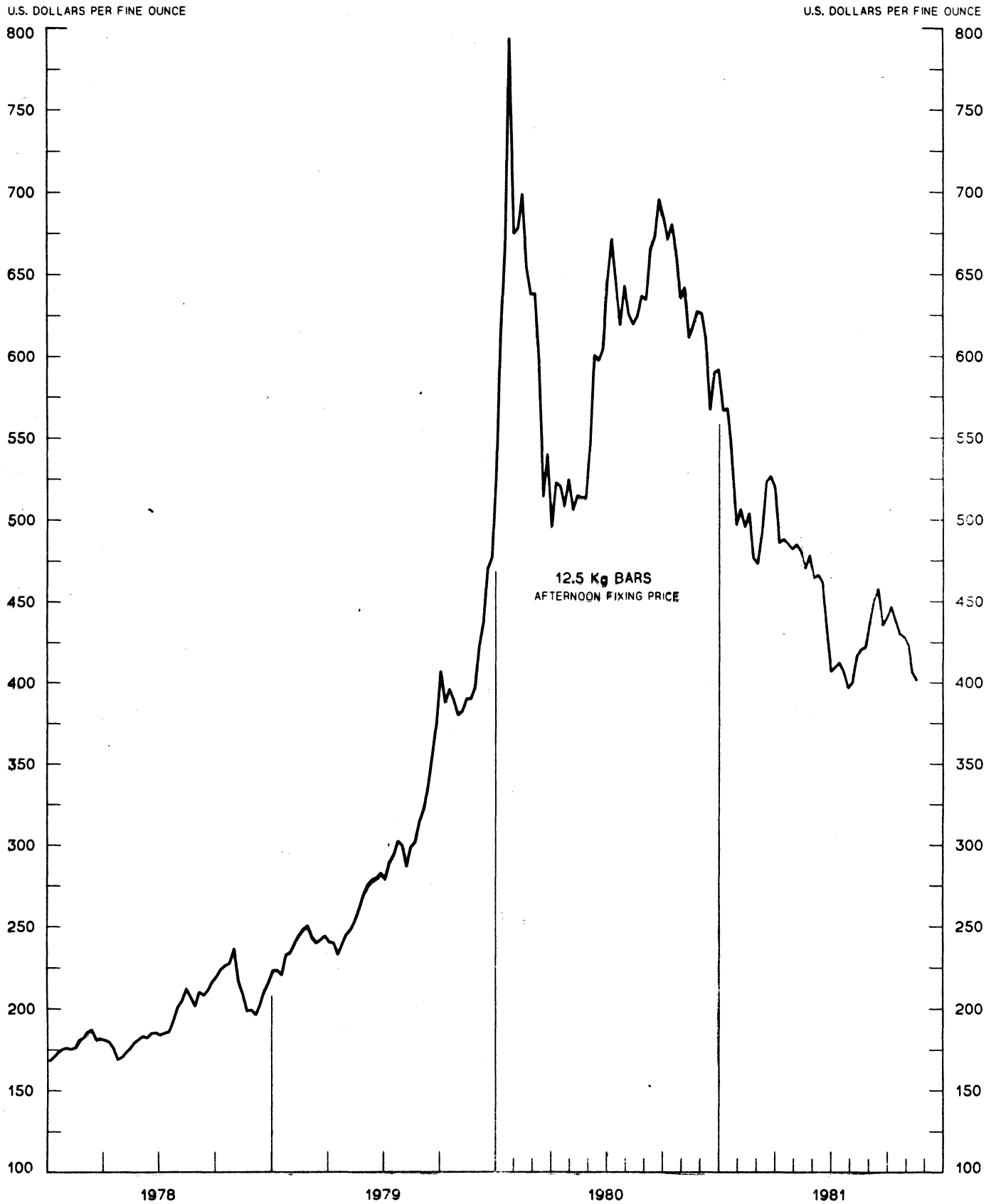


CHART 4
CALL MONEY RATES
 WEEKLY SERIES

PERCENT PER ANNUM

PERCENT PER ANNUM

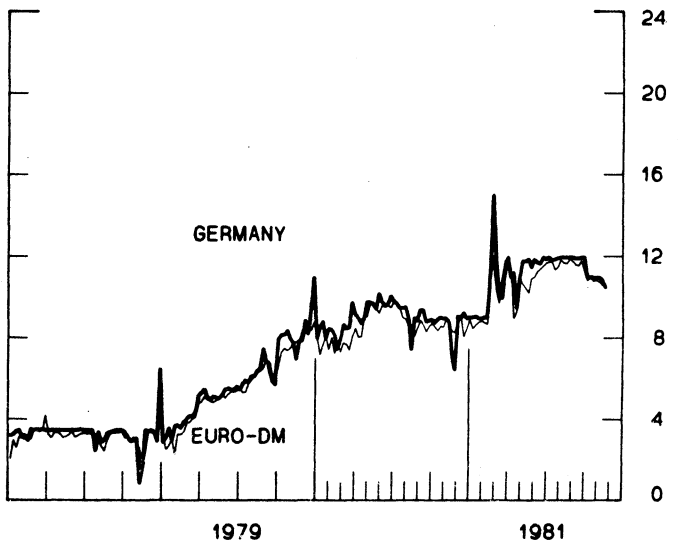
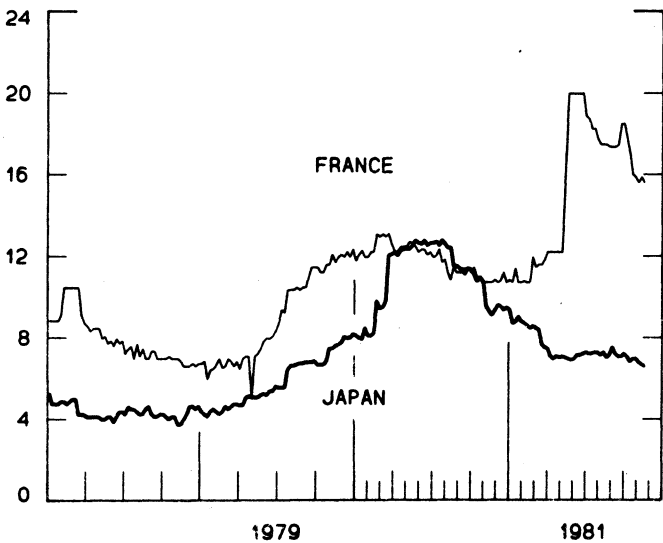
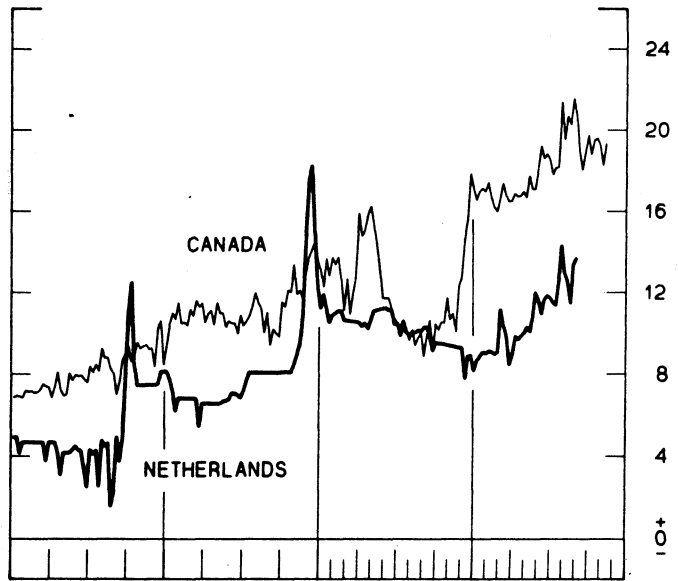
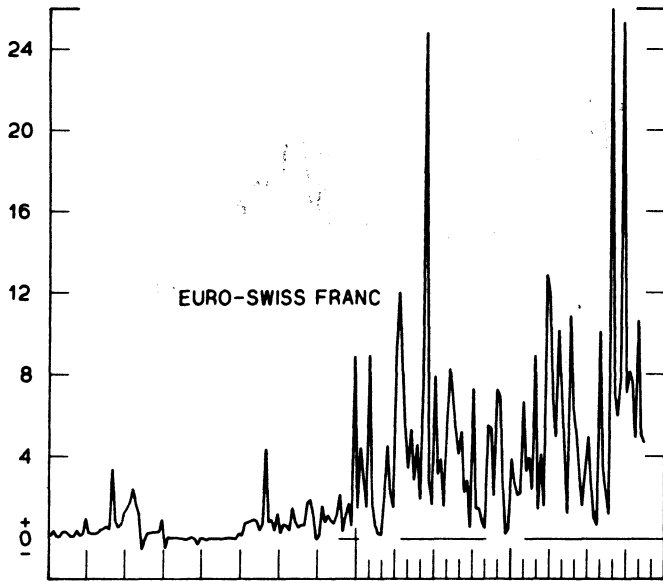
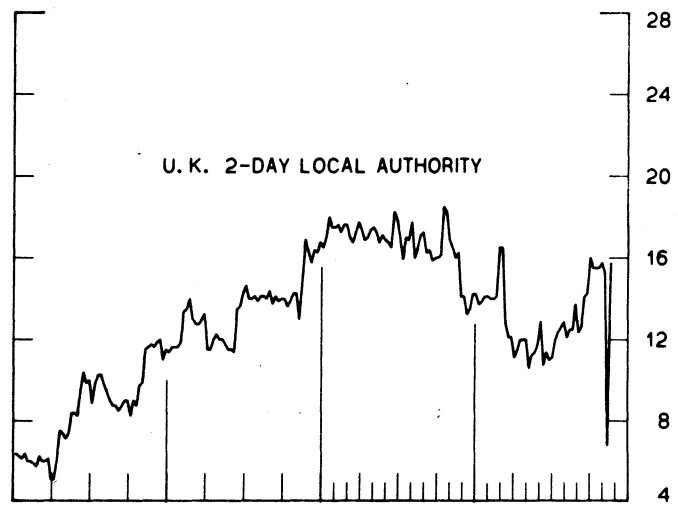
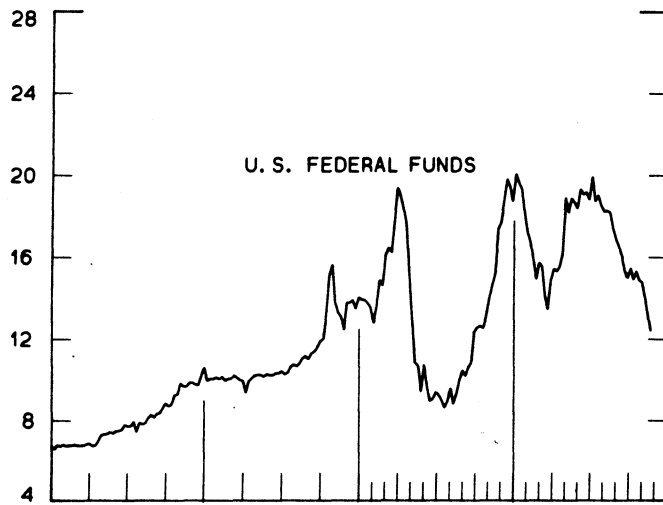


CHART 5
3-MONTH INTEREST RATES
 WEEKLY SERIES

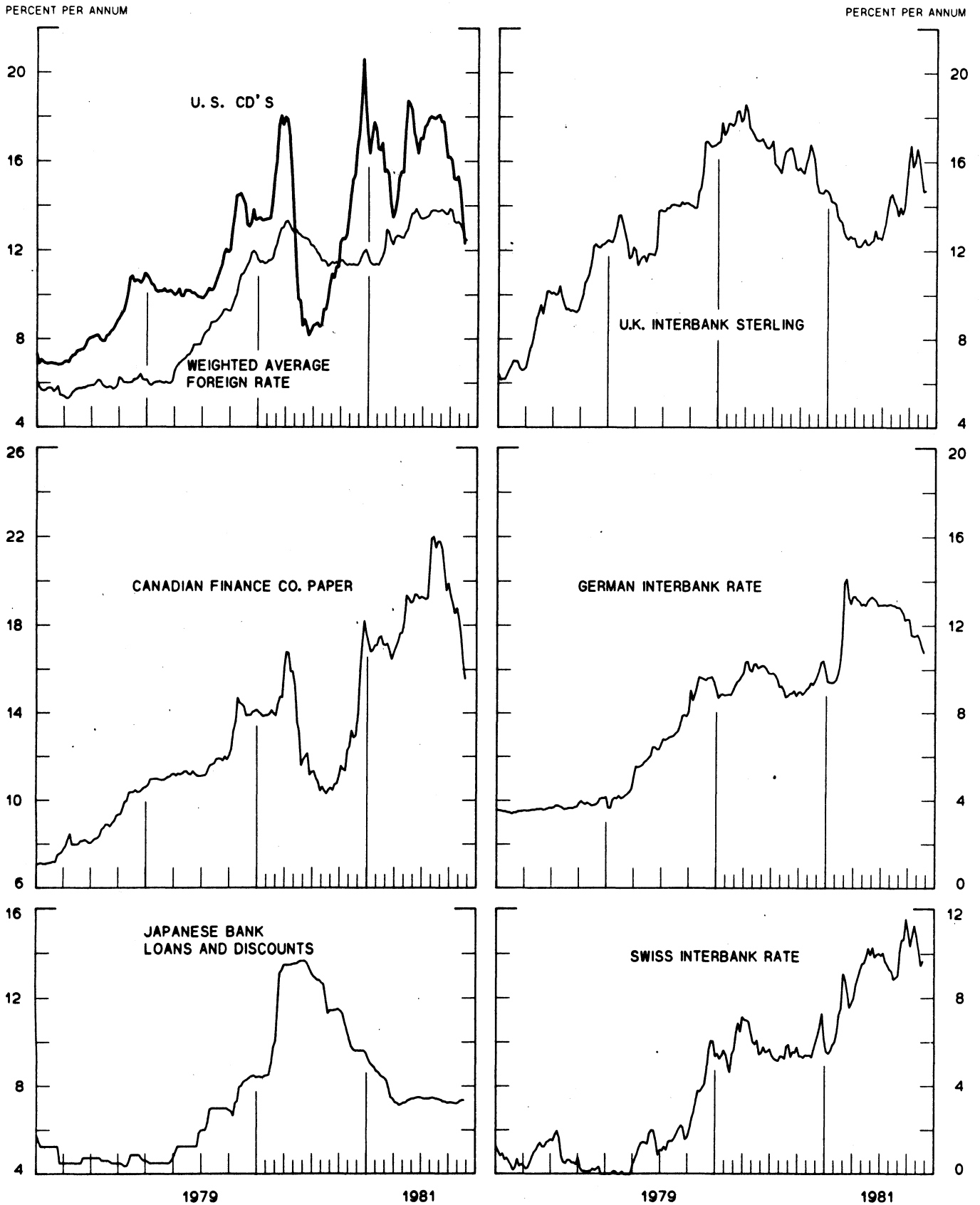


CHART 6
EURO-DOLLAR DEPOSIT RATES LONDON
AVERAGES FOR WEEK ENDING WEDNESDAY

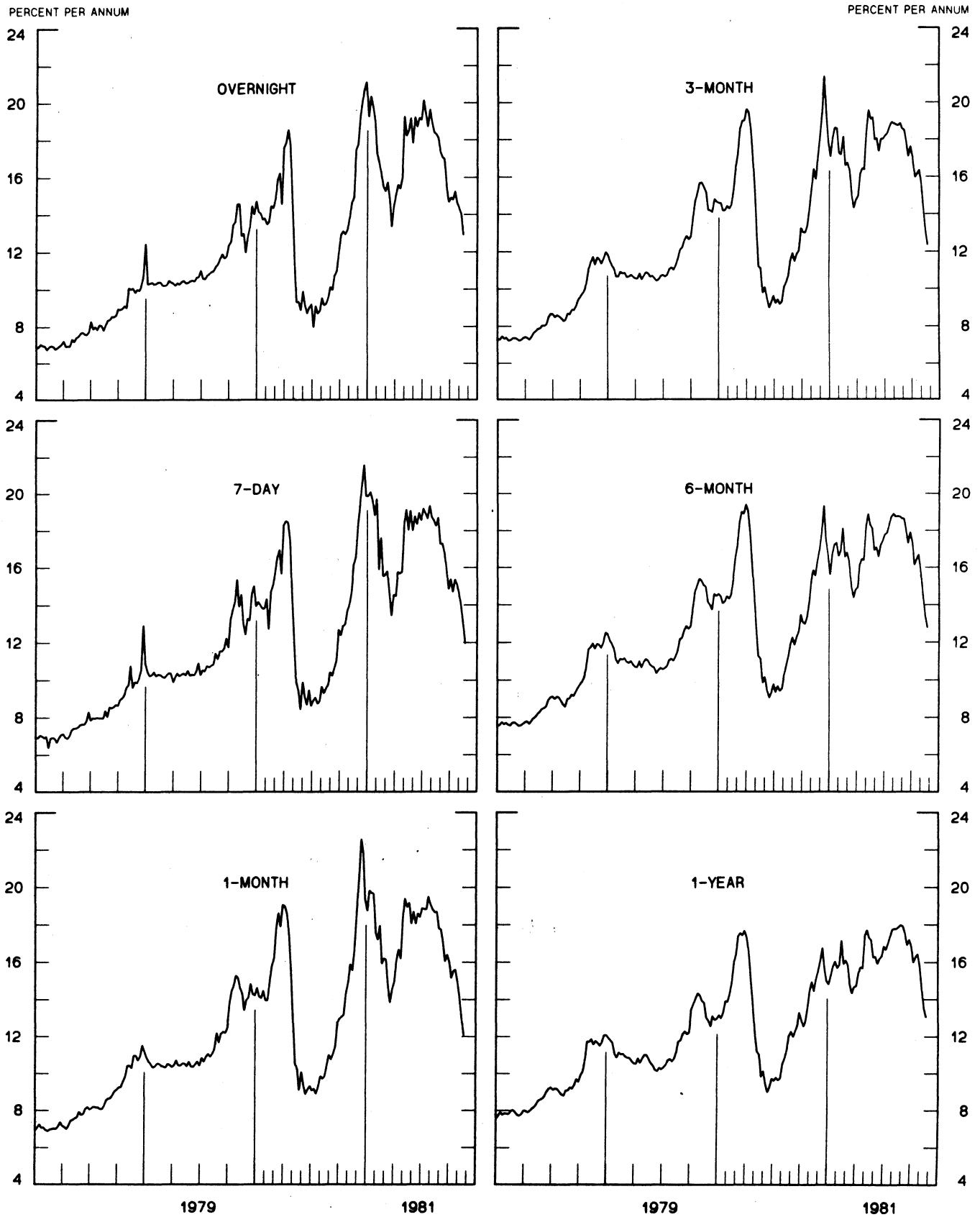
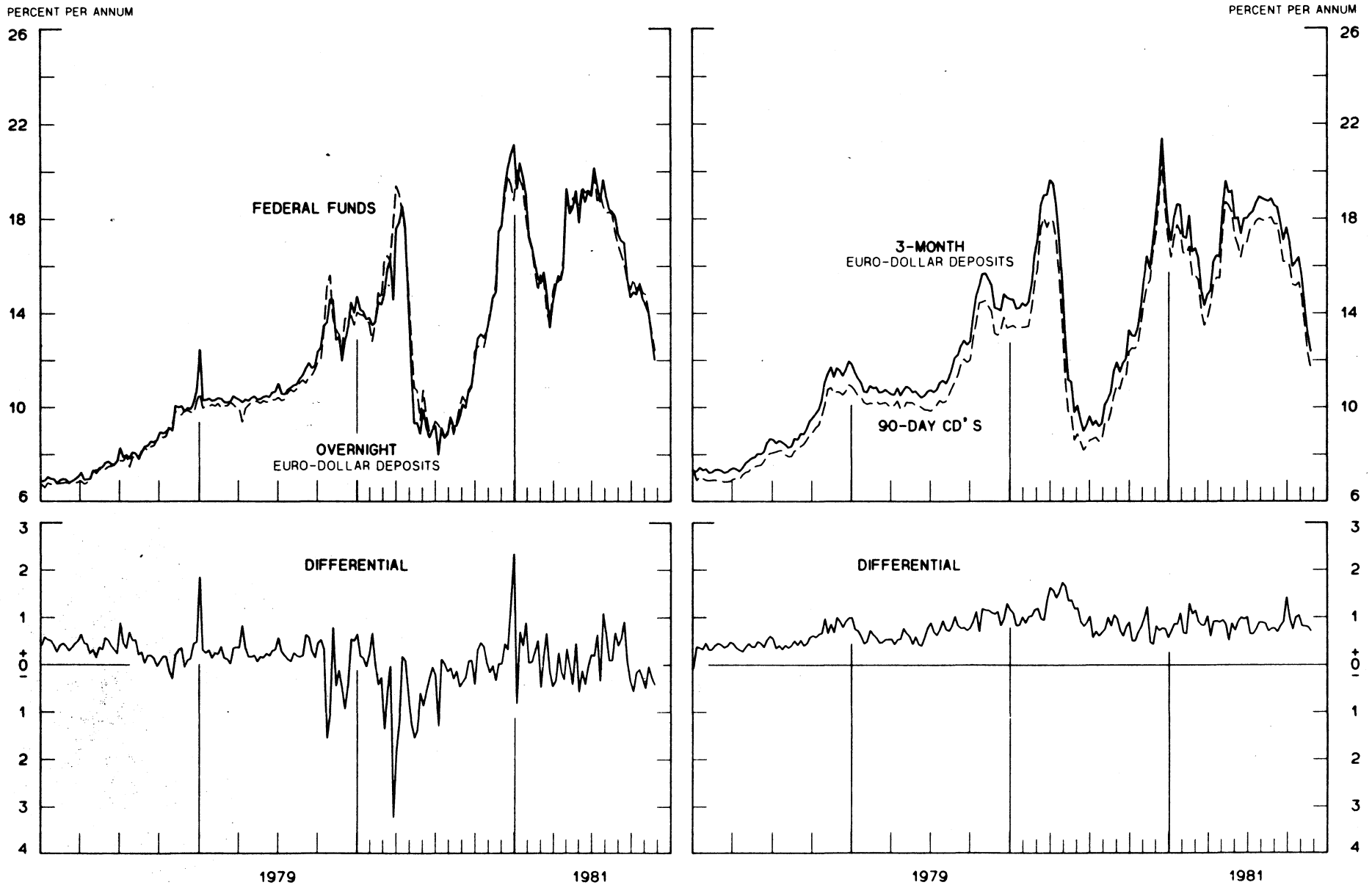


CHART 7
SELECTED EURO-DOLLAR AND U. S. MONEY MARKET RATES

DIFFERENTIAL: PLUS(+), FAVORS BORROWING IN U. S.
 AVERAGES FOR WEEK ENDING WEDNESDAY

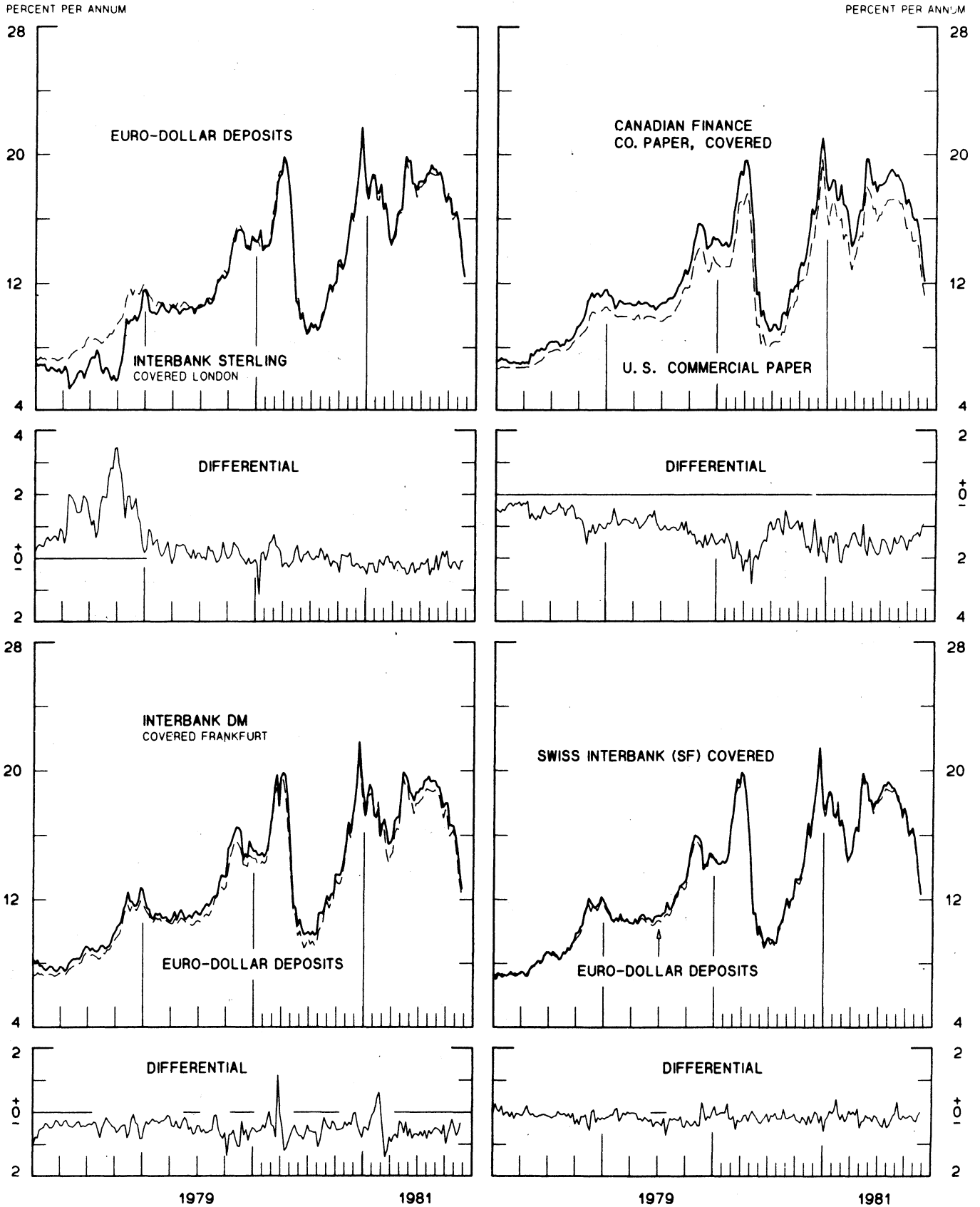


1 PERCENT ON DIFFERENTIAL SCALE = 2 PERCENT ON RATE SCALE

CHART 8

INTEREST ARBITRAGE: 3-MONTH FUNDS

DIFFERENTIAL: PLUS(+), INDICATES FAVOR DOLLAR ASSETS
AVERAGES FOR WEEK ENDING WEDNESDAY



1 PERCENT ON DIFFERENTIAL SCALE = 2 PERCENT ON RATE SCALE

CHART 9
LONG-TERM GOVERNMENT BOND YIELDS
 WEEKLY SERIES

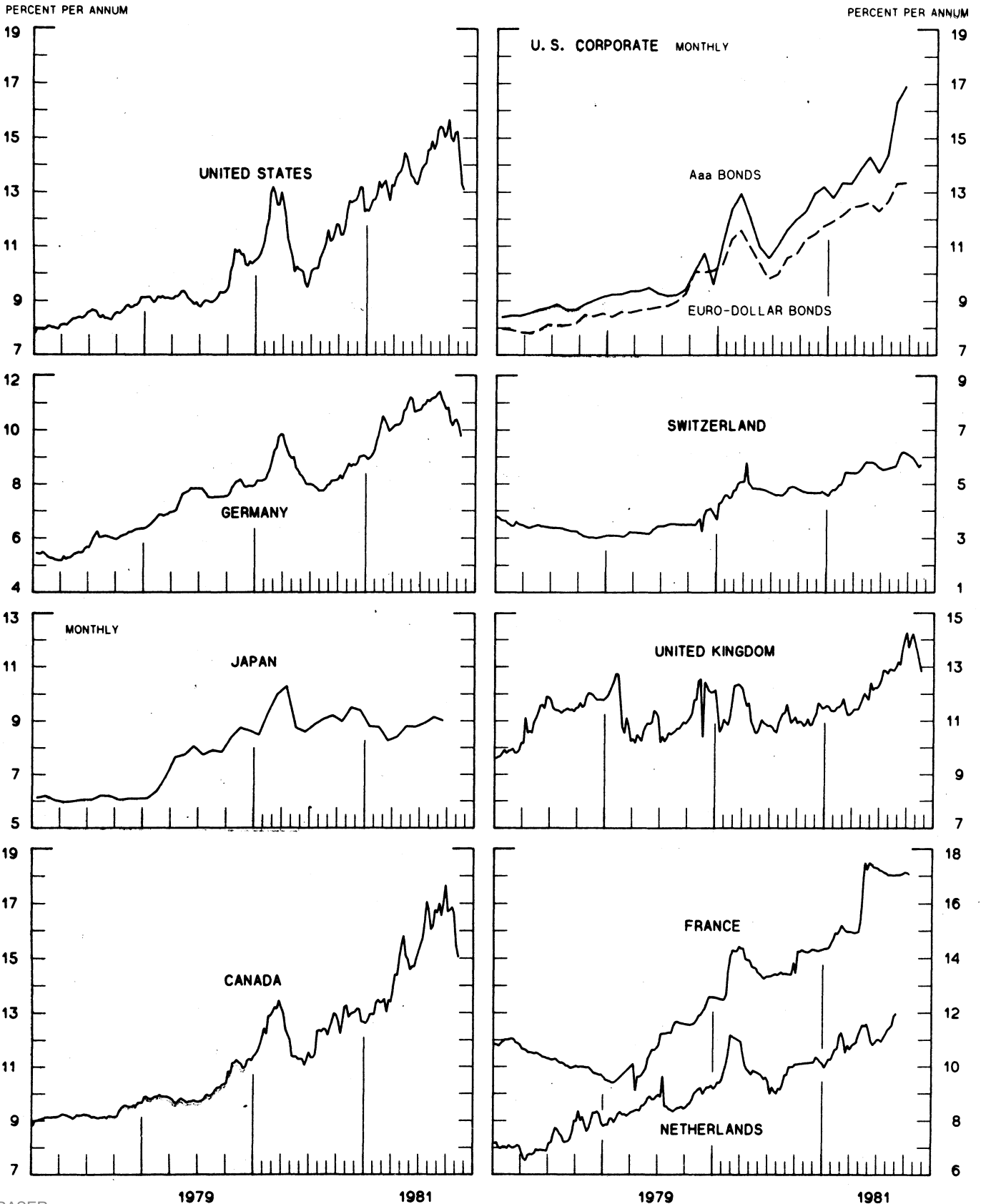
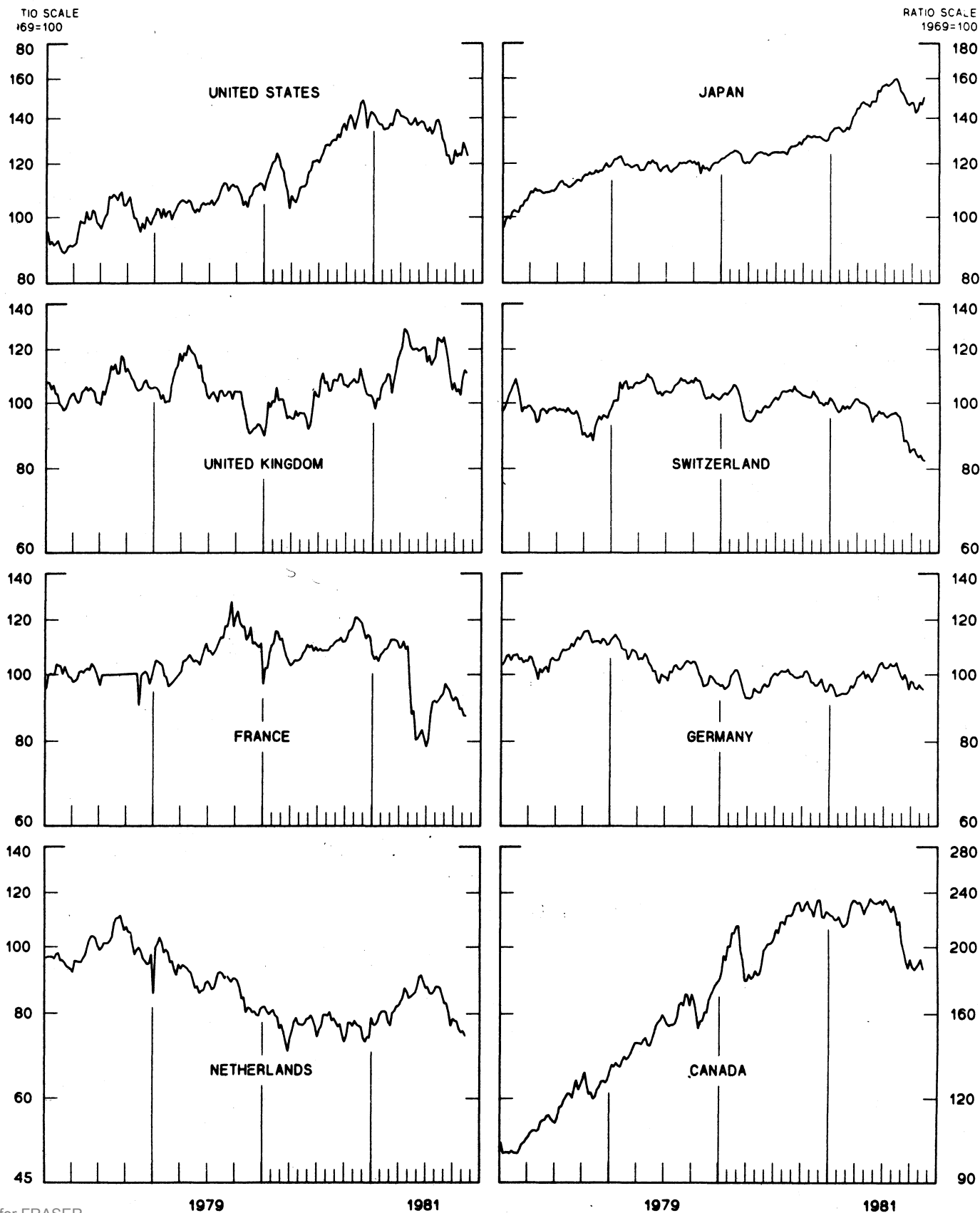


CHART 10
INDUSTRIAL STOCK INDICES
 WEEKLY SERIES



SERIES NAME

LAST VALUE PLOTTED
DATE VALUE

CHART 1. SPOT EXCHANGE RATES AND INDICES

WEEKLY AVERAGES, NOON BUYING RATES (U.S. CENTS)

GERMAN MARK	NOV. 25	44.57
JAPANESE YEN	NOV. 25	0.45914
DUTCH GUILDER	NOV. 25	40.73
U.K. POUND	NOV. 25	191.16
CANADIAN DOLLAR	NOV. 25	84.58
FRENCH FRANC	NOV. 25	17.67
SWISS FRANC	NOV. 25	55.64
BELGIAN FRANC	NOV. 25	2.65922
ITALIAN LIRA	NOV. 25	0.08359

INDICES, MARCH 1973 BASE RATES = 100

GERMAN MARK	NOV. 25	125.39
JAPANESE YEN	NOV. 25	120.22
DUTCH GUILDER	NOV. 25	116.92
U.K. POUND	NOV. 25	77.32
CANADIAN DOLLAR	NOV. 25	84.30
FRENCH FRANC	NOV. 25	79.61
SWISS FRANC	NOV. 25	179.01
BELGIAN FRANC	NOV. 25	104.79
ITALIAN LIRA	NOV. 25	47.48

WEIGHTED AVERAGE EXCHANGE VALUE INDICES, MAR 1973 = 100
(G-10 COUNTRIES PLUS SWITZERLAND)

U.S. DOLLAR	NOV. 25	104.46
GERMAN MARK	NOV. 25	136.58
JAPANESE YEN	NOV. 25	127.72
DUTCH GUILDER	NOV. 25	122.62
U.K. POUND	NOV. 25	78.19
CANADIAN DOLLAR	NOV. 25	86.33
FRENCH FRANC	NOV. 25	80.58
SWISS FRANC	NOV. 25	188.59
BELGIAN FRANC	NOV. 25	108.91
ITALIAN LIRA	NOV. 25	46.55
SWEDISH KRONA	NOV. 25	82.88

CHART 2. 3-MONTH FORWARD EXCHANGE RATES, PREMIUM OR DISCOUNT

CANADIAN DOLLAR	NOV. 25	-3.29
U.K. POUND	NOV. 25	-2.19
GERMAN MARK	NOV. 25	1.85
FRENCH FRANC	NOV. 25	-4.19
SWISS FRANC	NOV. 25	2.57
DUTCH GUILDER	NOV. 25	1.12
JAPANESE YEN	NOV. 25	5.23
ITALIAN LIRA	NOV. 25	-8.49

SERIES NAME	LAST VALUE PLOTTED	
	DATE	VALUE
CHART 3. GOLD PRICE IN LONDON, AFTERNOON FIXING		
U.S. DOLLARS PER FINE OUNCE	NOV. 25	401.60
CHART 4. CALL MONEY RATES		
U.S. FEDERAL FUNDS	NOV. 25	12.42
OVERNIGHT EURO-DOLLAR DEPOSITS	NOV. 25	12.00
U.K. 2-DAY LOCAL AUTHORITY DEPOSITS	NOV. 20	15.75
CANADA	NOV. 13	19.36
GERMANY	NOV. 20	10.50
EURO-DM	NOV. 13	10.63
JAPAN	NOV. 20	6.63
FRANCE	NOV. 20	15.63
NETHERLANDS	SEPT. 4	13.70
EURO-SWISS FRANC	NOV. 13	4.69
CHART 5. 3-MONTH INTEREST RATES		
U.S. 90-DAY CD'S, SECONDARY MARKET	NOV. 25	11.64
GERMAN INTERBANK LOAN	NOV. 25	10.76
JAPANESE BANK LOANS & DISCOUNTS	NOV. 25	7.38
CANADIAN FINANCE PAPER	NOV. 25	15.55
INTERBANK STERLING	NOV. 25	14.70
SWISS INTERBANK LOAN	NOV. 25	9.70
WEIGHTED AVERAGE FOREIGN INTEREST RATE (G-10 COUNTRIES PLUS SWITZERLAND)	NOV. 25	12.44
CHART 6. EURO-DOLLAR DEPOSIT RATES: LONDON		
OVERNIGHT	NOV. 25	12.00
7-DAY	NOV. 25	11.96
1-MONTH	NOV. 25	12.05
3-MONTH	NOV. 25	12.35
6-MONTH	NOV. 25	12.78
1-YEAR	NOV. 25	13.05
CHART 7. SELECTED EURO-DOLLAR AND U.S. MONEY MARKET RATES		
OVERNIGHT EURO-DOLLAR DEPOSITS	NOV. 25	12.00
U.S. FEDERAL FUNDS	NOV. 25	12.42
DIFFERENTIAL ADJ. FOR RESERVE REQUIREMENTS	NOV. 25	-0.42
3-MONTH EURO-DOLLAR DEPOSIT RATE	NOV. 25	12.35
U.S. 90-DAY CD'S, SECONDARY MARKET	NOV. 25	11.64
DIFFERENTIAL	NOV. 25	0.71

SERIES NAME

LAST VALUE PLOTTED
DATE VALUE

CHART 8. INTEREST ARBITRAGE, 3-MONTH FUNDS

EURO-DOLLAR DEPOSIT	NOV. 25	12.35
INTERBANK STERLING (LONDON), COVERED	NOV. 25	12.43
DIFFERENTIAL	NOV. 25	-0.08
U.S. COMMERCIAL PAPER	NOV. 25	11.26
CANADIAN FINANCE PAPER, COVERED	NOV. 25	12.14
DIFFERENTIAL	NOV. 25	-0.88
EURO-DOLLAR DEPOSIT	NOV. 25	12.35
INTERBANK DM (FRANKFURT), COVERED	NOV. 25	12.66
DIFFERENTIAL	NOV. 25	-0.31
EURO-DOLLAR DEPOSIT	NOV. 25	12.35
SWISS INTERBANK, COVERED	NOV. 25	12.33
DIFFERENTIAL	NOV. 25	0.02

CHART 9. LONG TERM GOVERNMENT BOND YIELDS

UNITED STATES	NOV. 20	13.09
GERMANY	NOV. 13	9.79
JAPAN (MONTHLY)	SEPT.	9.03
SWITZERLAND	NOV. 13	5.73
CANADA	NOV. 13	15.06
FRANCE	OCT. 16	17.07
NETHERLANDS	SEPT. 4	11.98
UNITED KINGDOM	NOV. 20	12.84

U.S. CORPORATE

AAA BONDS	SEPT.	16.92
EURO-DOLLAR BONDS	SEPT.	13.36

CHART 10. STOCK INDICES

UNITED STATES	NOV. 18	123.23
UNITED KINGDOM	NOV. 18	110.70
CANADA	NOV. 18	186.01
GERMANY	NOV. 18	95.25
SWITZERLAND	NOV. 18	82.20
NETHERLANDS	NOV. 18	74.23
FRANCE	NOV. 18	87.24
JAPAN	NOV. 18	150.06



FEDERAL RESERVE statistical release

H. 10 (512)

NOVEMBER 30, 1981

FOREIGN EXCHANGE RATES

FOR THE WEEK ENDING NOVEMBER 27, 1981

The Board of Governors of the Federal Reserve System is advised that the Federal Reserve Bank of New York has certified for customs purposes the following noon buying rate in New York City for cable transfers payable in foreign currencies:

COUNTRY	MONETARY UNIT	(RATE U.S. CENTS)				
		NOV. 23	NOV. 24	NOV. 25	NOV. 26	NOV. 27
AUSTRALIA	DOLLAR	114.6800	114.8200	114.9700		115.0700
AUSTRIA	SCHILLING	6.28931	6.37349	6.40615		6.39795
BELGIUM	FRANC	2.64201	2.67237	2.67523		2.68240
CANADA	DOLLAR	84.5380	84.7242	84.7530	H	84.9762
DENMARK	KRONE	13.8456	13.9762	13.9762		13.9860
FINLAND	MARKKA	22.8545	23.0150	23.1214		23.1374
FRANCE	FRANC	17.5963	17.7525	17.7494	O	17.8859
GERMANY	D. MARK	44.3853	44.8430	44.8129		45.1264
INDIA	RUPEE	10.9051	10.9529	10.9170		10.9769
IRELAND	POUND	157.5000	159.3500	159.0500	L	160.2000
ITALY	LIRA	0.08326	0.08373	0.08432		0.08389
JAPAN	YEN	0.45956	0.46318	0.46168		0.46371
MALAYSIA	RINGGIT	44.4840	44.5434	44.4939	I	44.5038
MEXICO	PESO	3.8790	3.8805	3.8700		3.8625
NETHERLANDS	GUILDER	40.5268	40.8998	40.9668		41.2371
NEW ZEALAND	DOLLAR	83.3000	83.5000	83.5000	D	83.6500
NORWAY	KRONE	17.2563	17.4140	17.4064		17.4520
PORTUGAL	ESCUDO	1.5420	1.5528	1.5540		1.5432
SOUTH AFRICA	RAND	103.1500	103.4200	103.6500	A	103.5000
SPAIN	PESETA	1.0330	1.0457	1.0522		1.0508
SRI LANKA	RUPEE	4.8298	4.8298	4.8298		4.8532
SWEDEN	KRONA	18.1818	18.2648	18.2849	Y	18.3486
SWITZERLAND	FRANC	55.3710	56.0067	56.1798		56.2588
UNITED KINGDOM	POUND	190.3700	191.8500	192.8000		195.6000