

Selected Interest & Exchange Rates

Weekly Series of Charts

November 23, 1981

**Prepared by the
FINANCIAL MARKETS
SECTION**

**DIVISION OF
INTERNATIONAL FINANCE**

**BOARD OF GOVERNORS
FEDERAL RESERVE SYSTEM
Washington, D.C. 20551**

Table of Contents

TABLES

1. LATEST FIGURES PLOTTED
2. DAILY CERTIFIED SPOT EXCHANGE RATES--H.10 RELEASE

CHARTS

1. SPOT EXCHANGE RATE INDICES
2. 3-MONTH FORWARD EXCHANGE RATES
3. GOLD PRICE--LONDON
4. CALL MONEY RATES
5. 3-MONTH INTEREST RATES
6. EURO-DOLLAR DEPOSIT RATES
7. SELECTED EURO-DOLLAR AND U.S. MONEY MARKET RATES
8. INTEREST ARBITRAGE: 3-MONTH FUNDS
9. LONG-TERM GOVERNMENT BOND YIELDS
10. INDUSTRIAL STOCK INDICES

SUBSCRIPTION RATES:

Weekly \$15.00 per year or \$.40 each in the United States, its possessions, Canada, and Mexico; 10 or more of the same issue to one address, \$13.50 per year or \$.35 each. Elsewhere, \$20.00 per year or \$.50 each. Address requests to Publications Services, Division of Administrative Services, and make payment remittance payable to the order of the Board of Governors of the Federal Reserve System in a form collectible at par in U.S. Currency.

SPOT EXCHANGE INDICES

DOLLAR PRICES OF FOREIGN CURRENCIES AND WEIGHTED AVERAGE VALUES (THIN LINE)
AVERAGES FOR WEEK ENDING WEDNESDAY

RATIO SCALE
MARCH 1973=100

RATIO SCALE
MARCH 1973=100

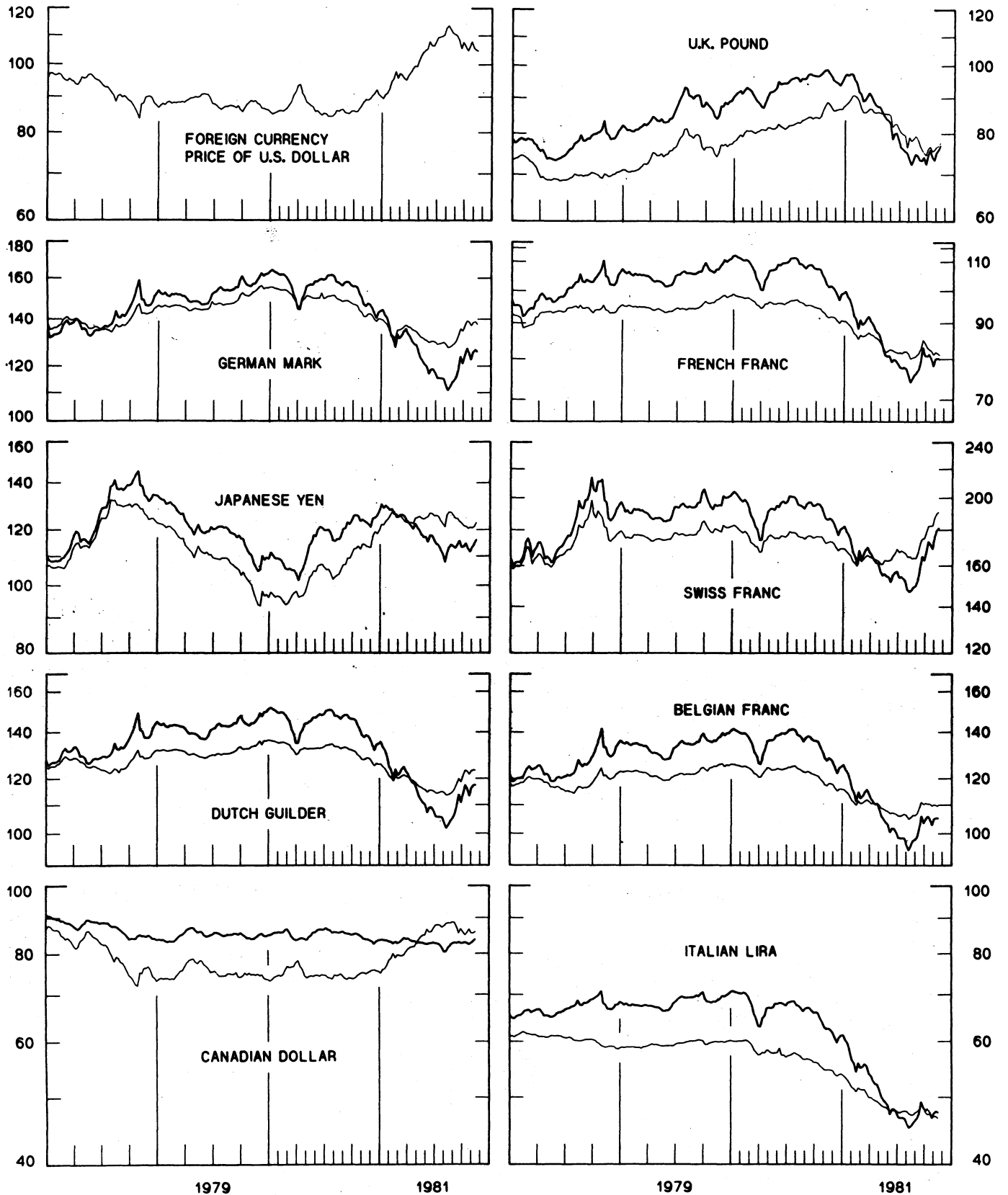


CHART 2
3-MONTH FORWARD EXCHANGE RATES
 PREMIUM (+) OR (-)
 AVERAGES FOR WEEK ENDING WEDNESDAY

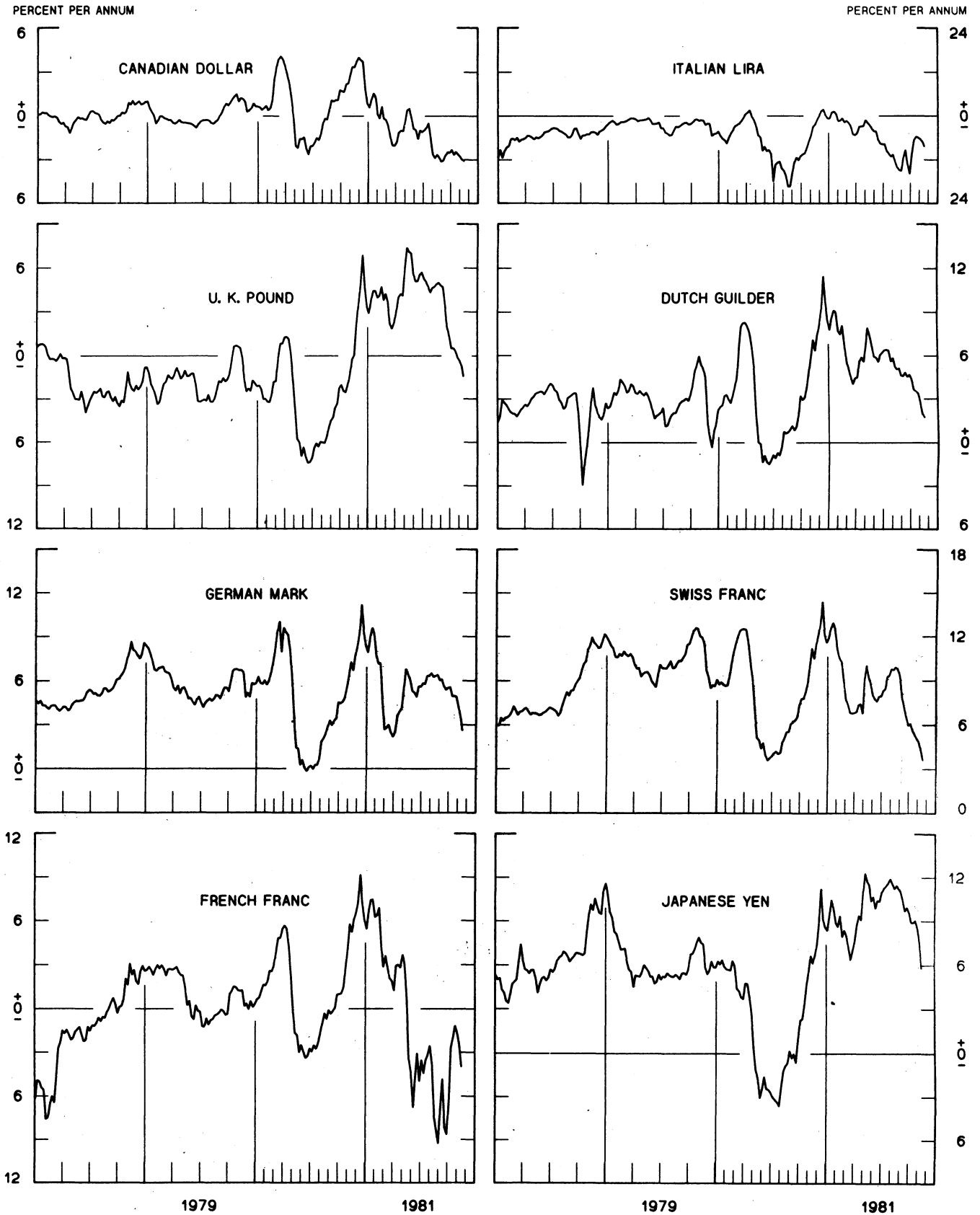


CHART 3
PRICE OF GOLD IN LONDON
AVERAGES FOR WEEK ENDING WEDNESDAY

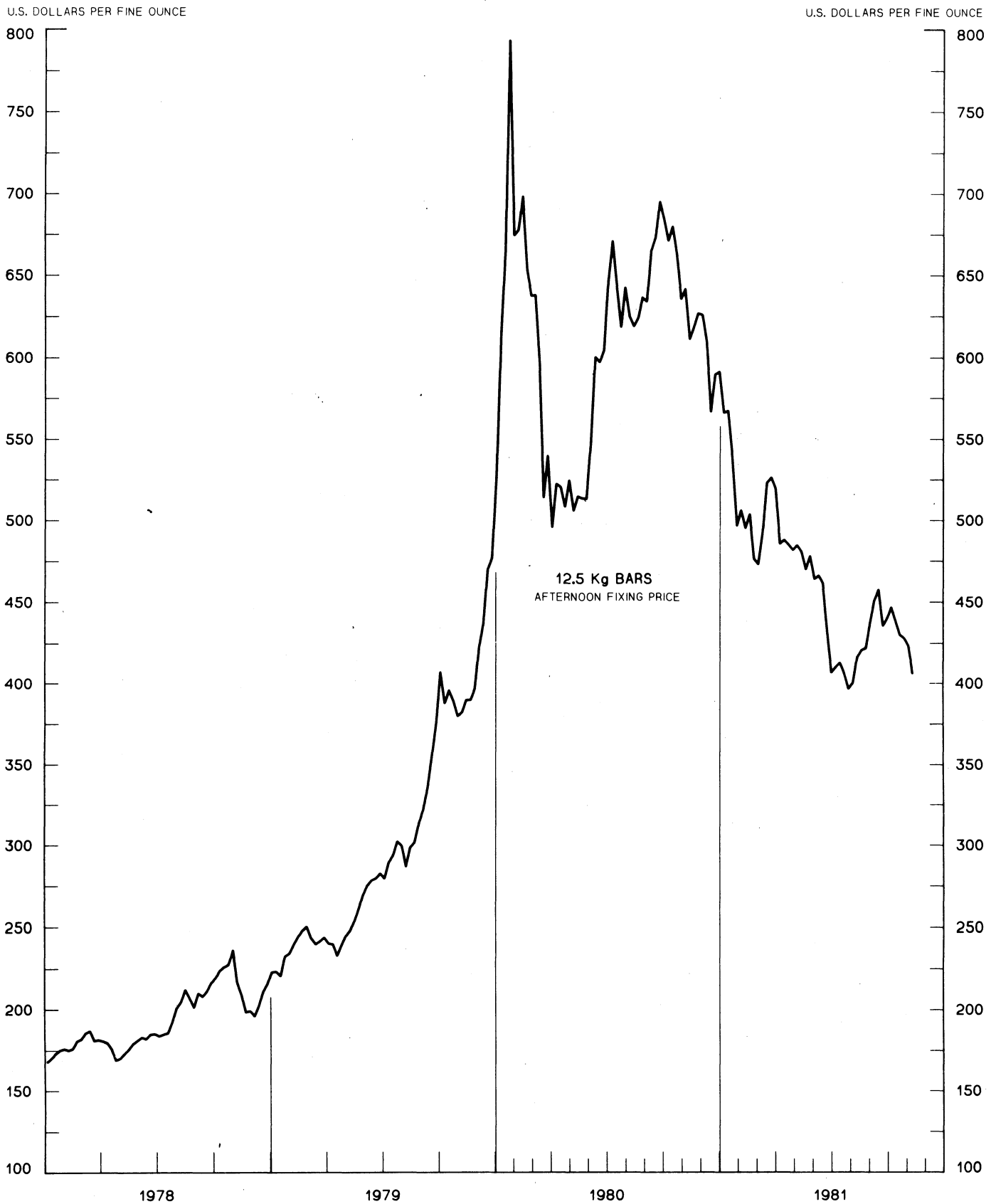
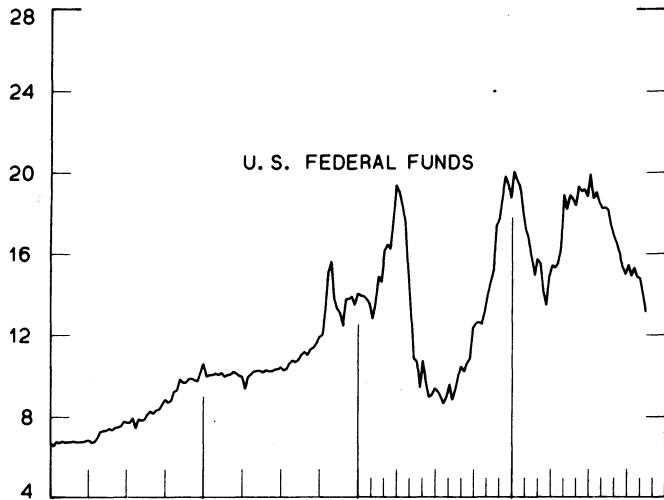
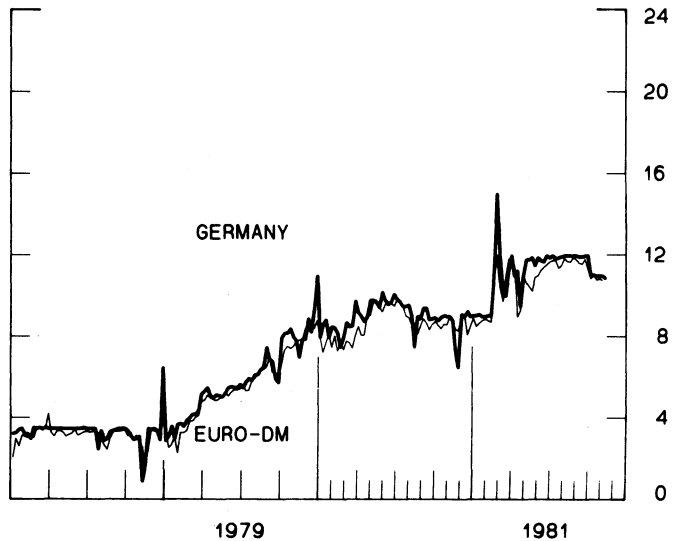
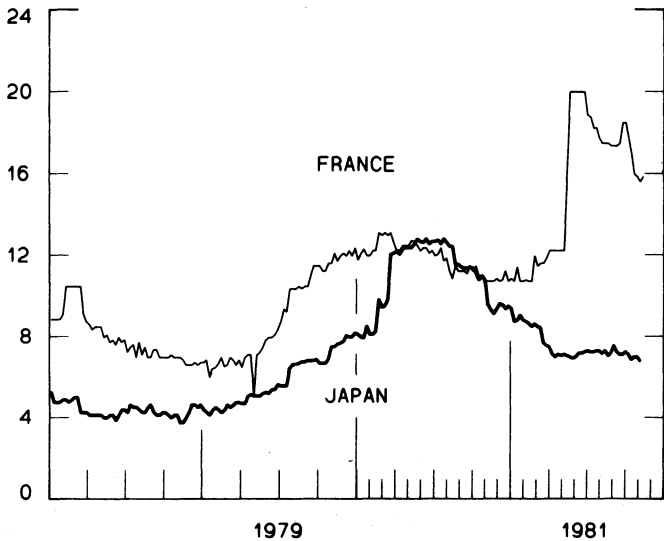
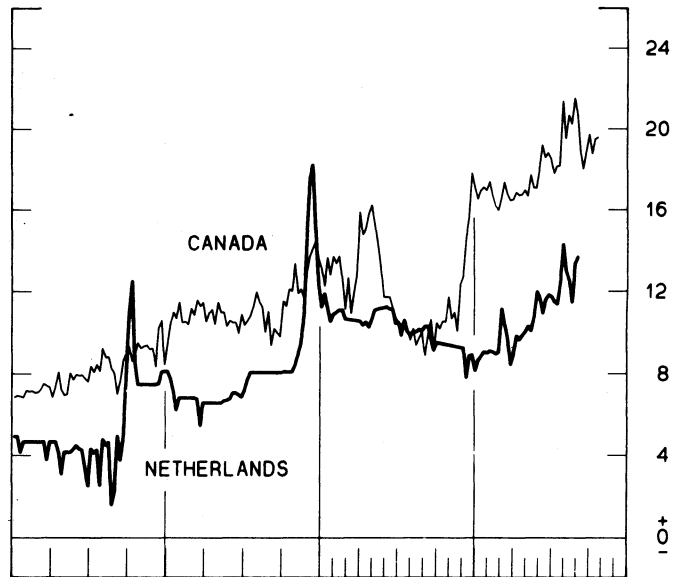
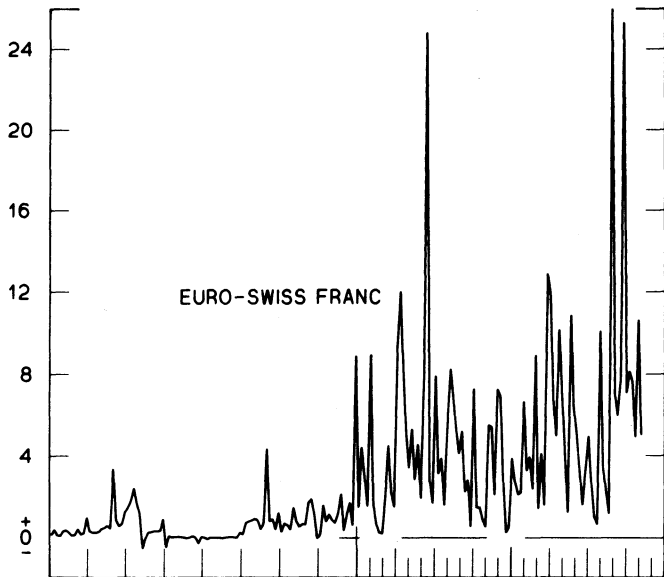
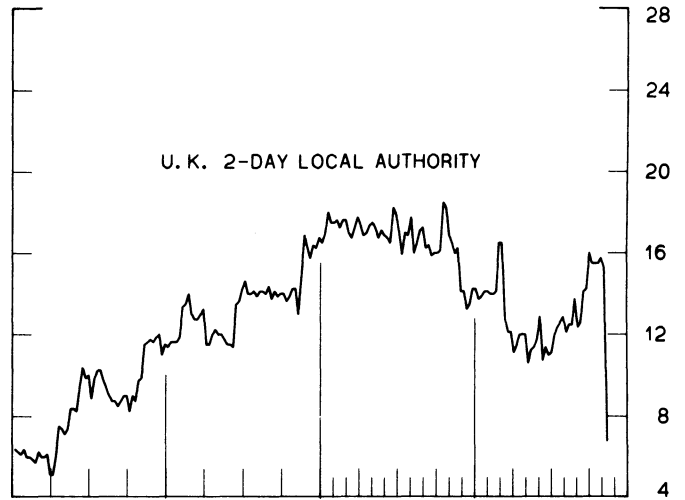


CHART 4
CALL MONEY RATES
 WEEKLY SERIES

PERCENT PER ANNUM



PERCENT PER ANNUM



1979

1981

1979

1981

CHART 5
3-MONTH INTEREST RATES
 WEEKLY SERIES

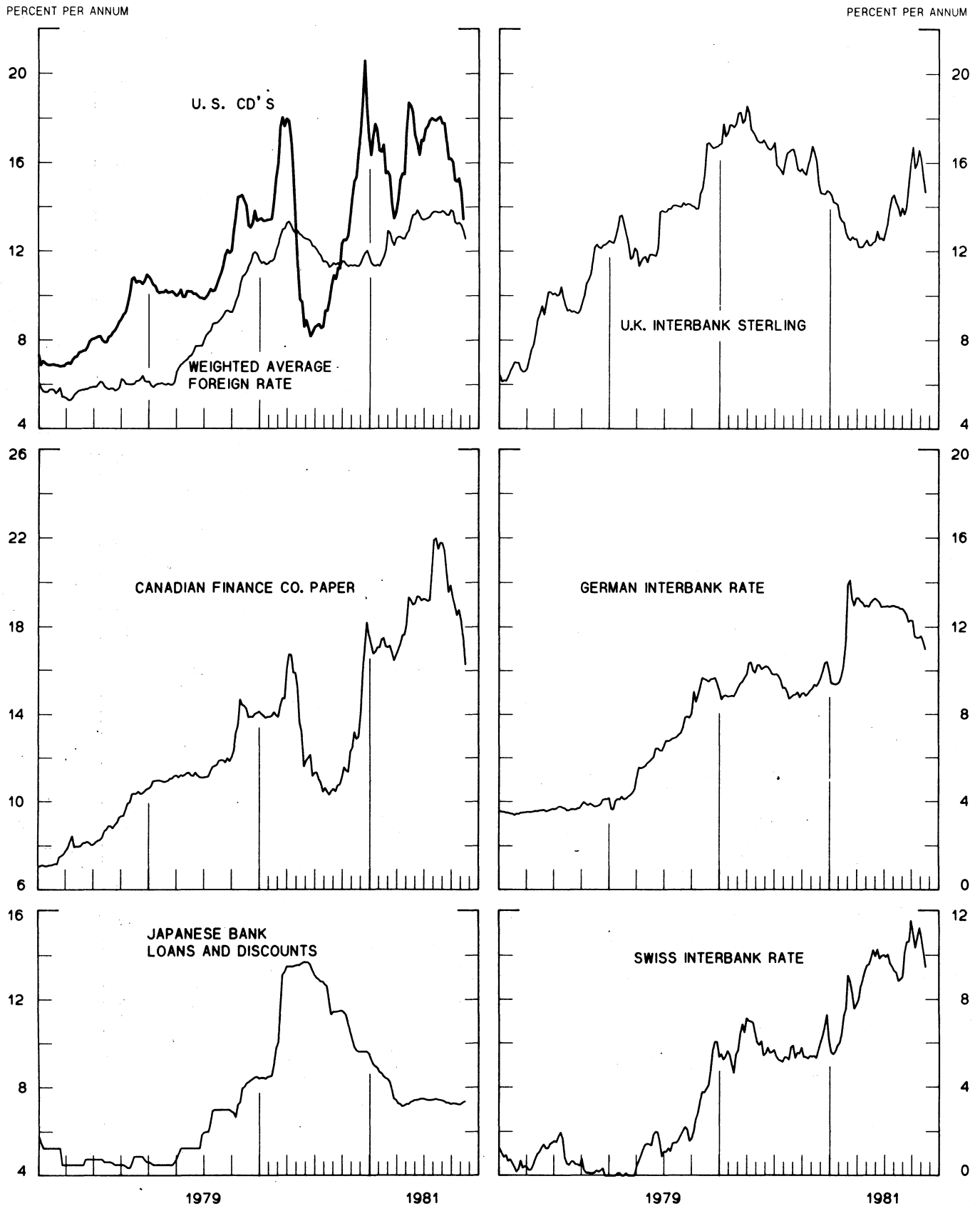


CHART 6
EURO-DOLLAR DEPOSIT RATES LONDON
 AVERAGES FOR WEEK ENDING WEDNESDAY

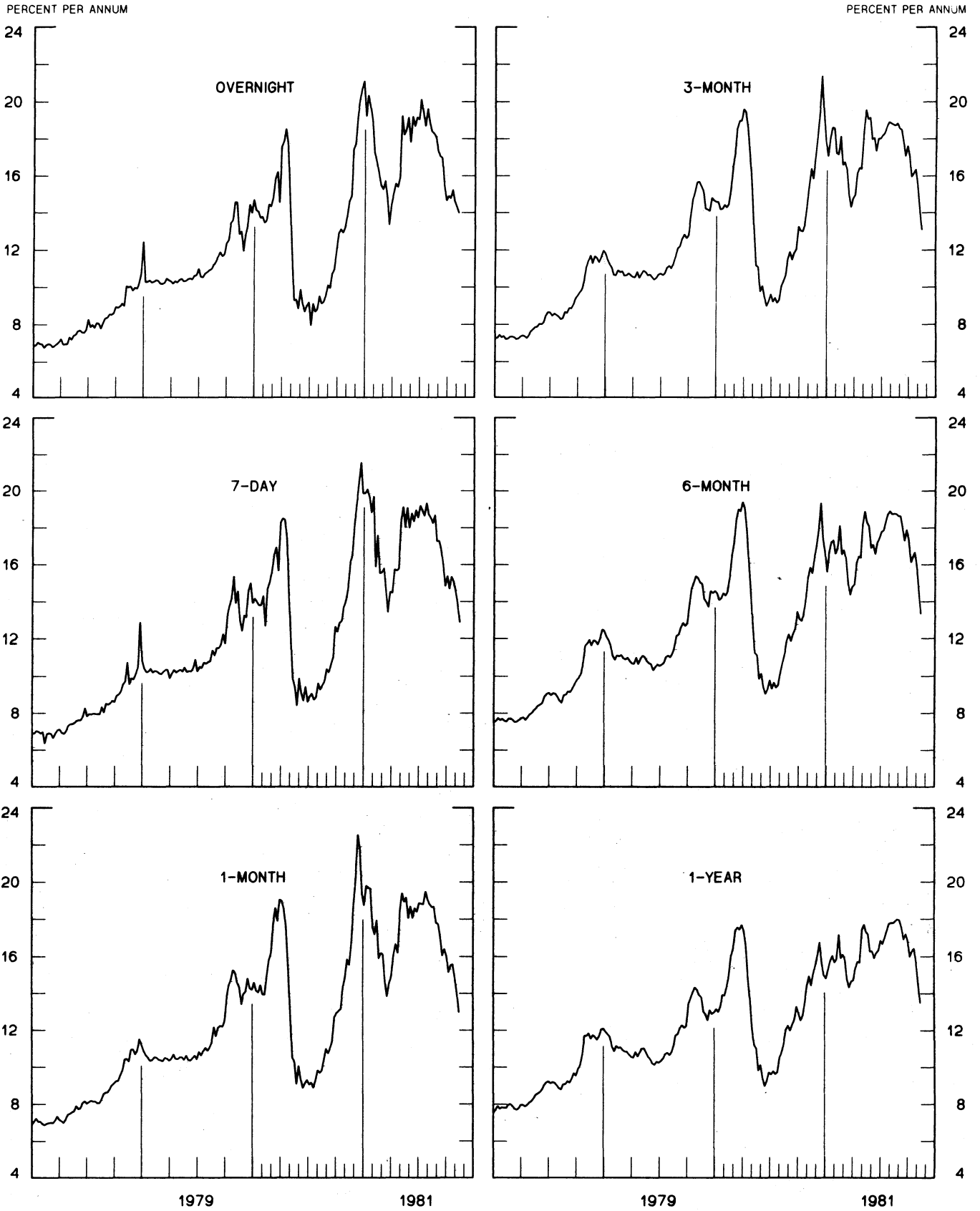
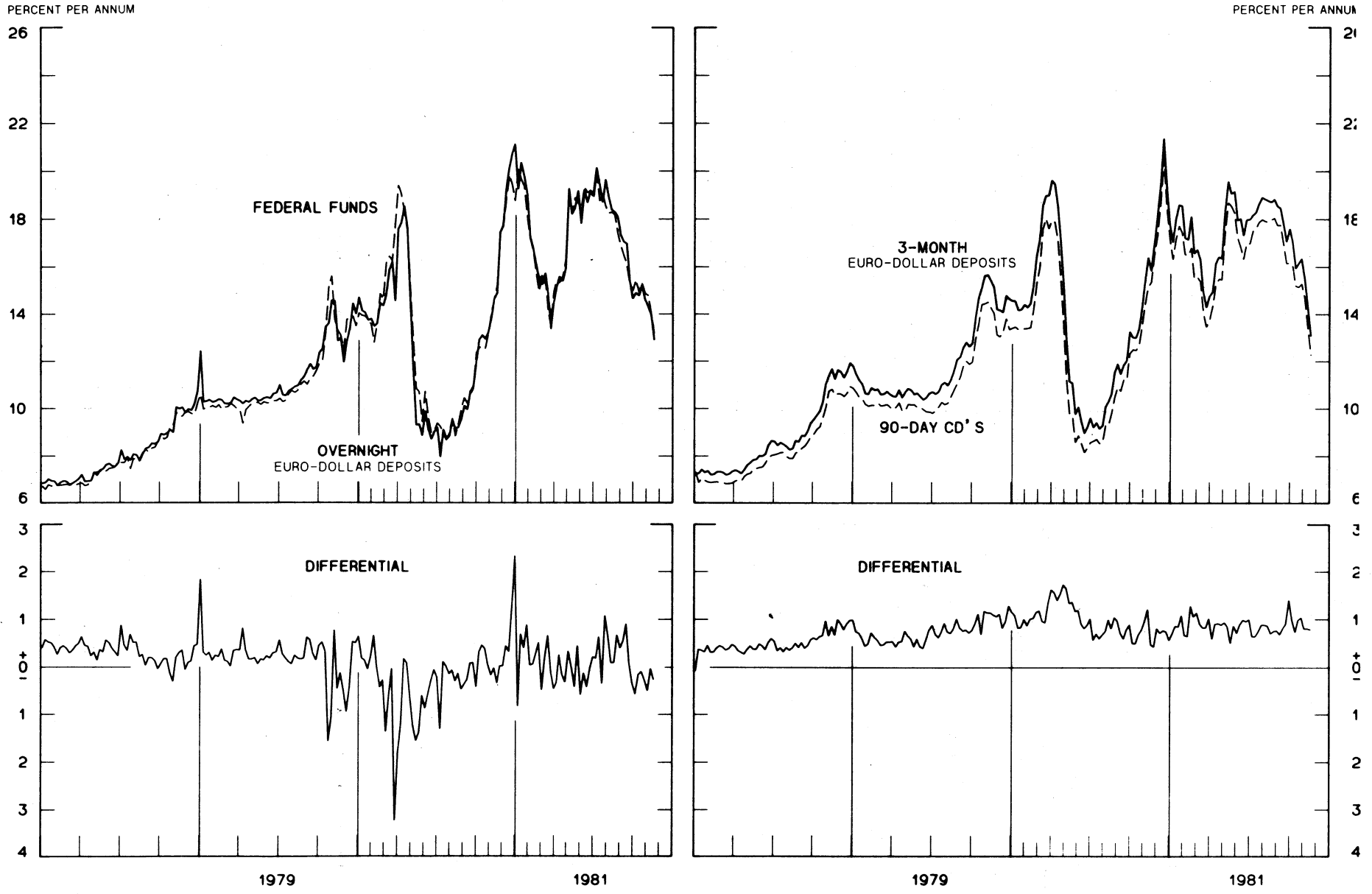


CHART 7
SELECTED EURO-DOLLAR AND U. S. MONEY MARKET RATES

DIFFERENTIAL: PLUS(+), FAVORS BORROWING IN U. S.
 AVERAGES FOR WEEK ENDING WEDNESDAY



1 PERCENT ON DIFFERENTIAL SCALE = 2 PERCENT ON RATE SCALE

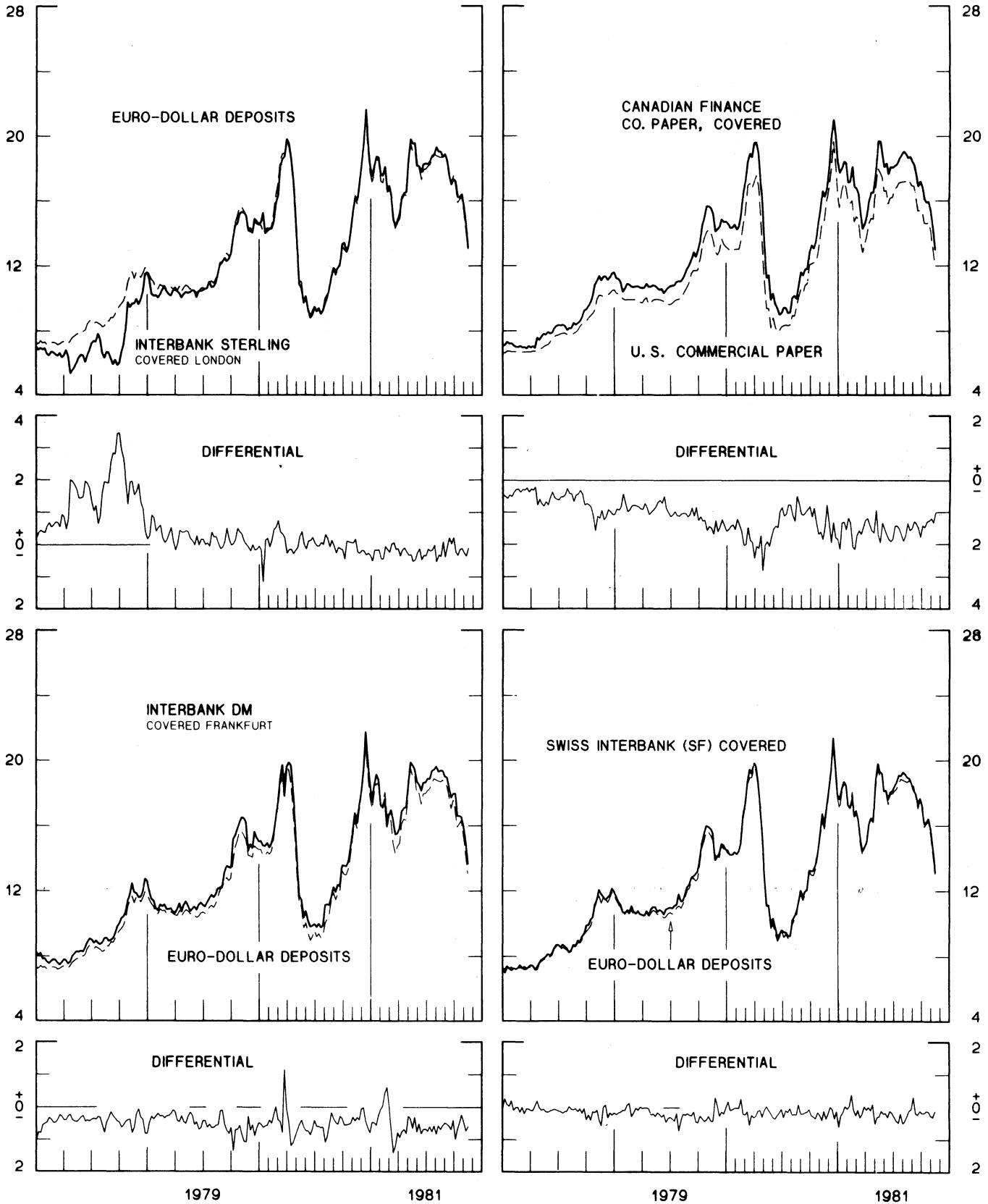
CHART 8

INTEREST ARBITRAGE: 3-MONTH FUNDS

DIFFERENTIAL: PLUS(+), INDICATES FAVOR DOLLAR ASSETS
AVERAGES FOR WEEK ENDING WEDNESDAY

PERCENT PER ANNUM

PERCENT PER ANNUM



1 PERCENT ON DIFFERENTIAL SCALE = 2 PERCENT ON RATE SCALE

CHART 9
LONG-TERM GOVERNMENT BOND YIELDS
 WEEKLY SERIES

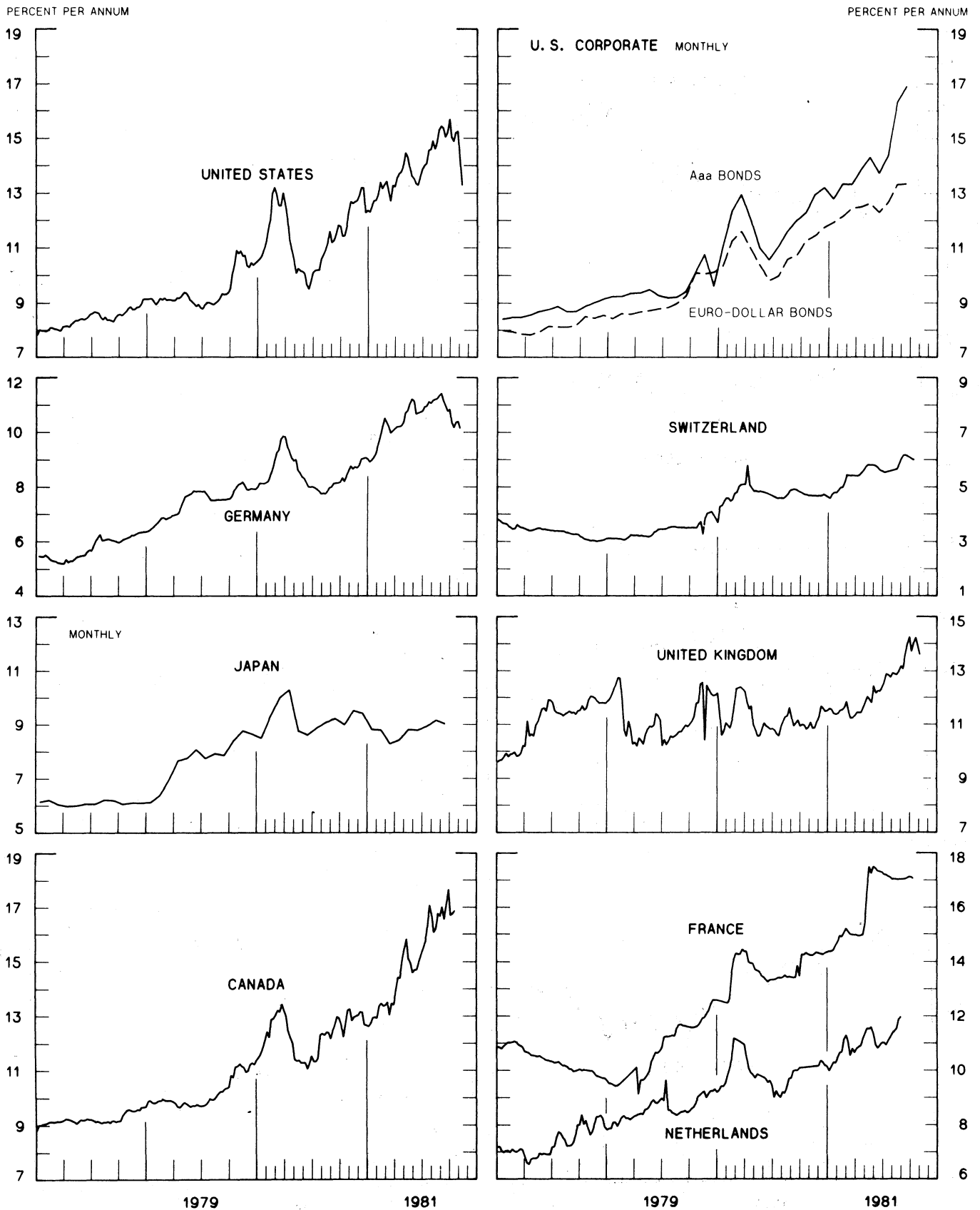
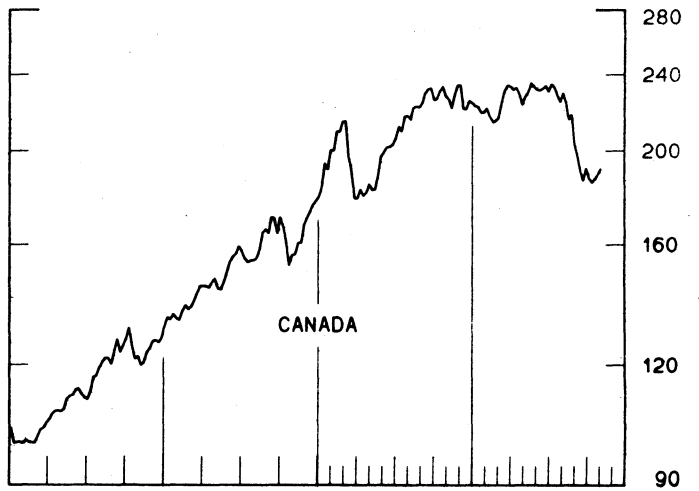
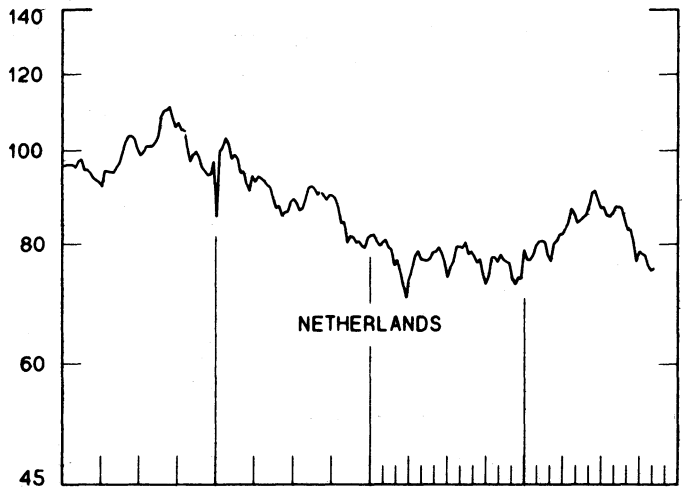
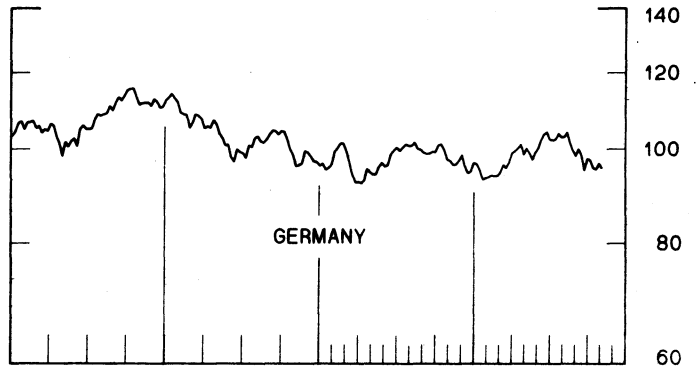
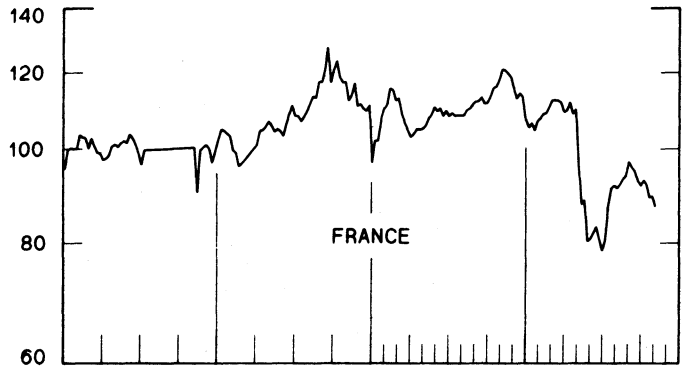
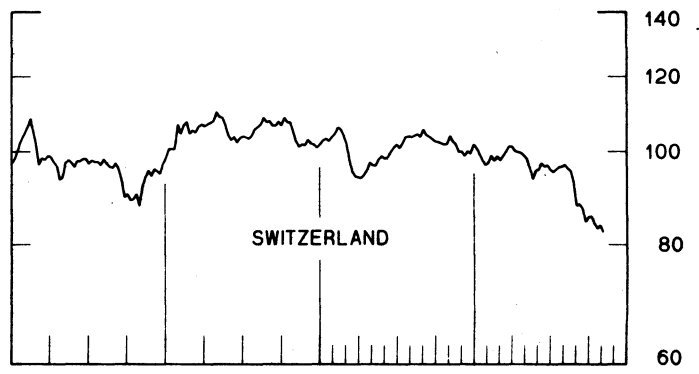
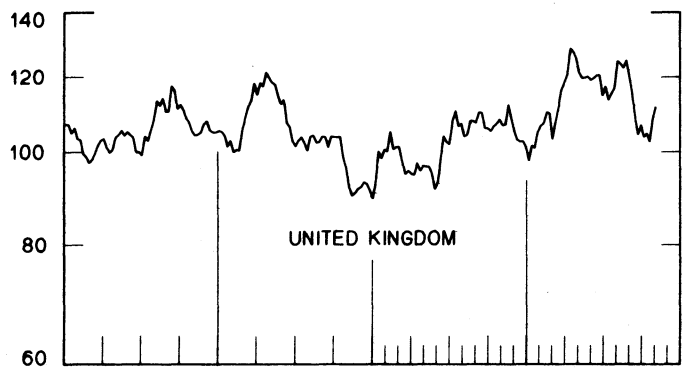
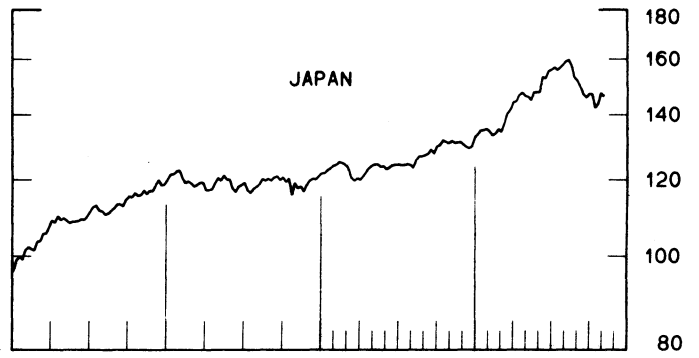
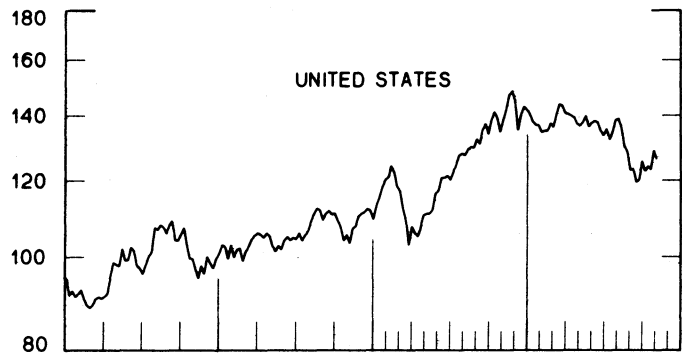


CHART 10
INDUSTRIAL STOCK INDICES
WEEKLY SERIES

RATIO SCALE
1969=100

RATIO SCALE
1969=100



1979

1981

1979

1981

SERIES NAME

LAST VALUE PLOTTED
DATE VALUE

CHART 1. SPOT EXCHANGE RATES AND INDICES

WEEKLY AVERAGES, NOON BUYING RATES (U.S. CENTS)

GERMAN MARK	NOV. 18	44.80
JAPANESE YEN	NOV. 18	0.44379
DUTCH GUILDER	NOV. 18	40.96
U.K. POUND	NOV. 18	190.38
CANADIAN DOLLAR	NOV. 18	84.28
FRENCH FRANC	NOV. 18	17.77
SWISS FRANC	NOV. 18	56.36
BELGIAN FRANC	NOV. 18	2.67287
ITALIAN LIRA	NOV. 18	0.08387

INDICES, MARCH 1973 BASE RATES = 100

GERMAN MARK	NOV. 18	126.02
JAPANESE YEN	NOV. 18	116.20
DUTCH GUILDER	NOV. 18	117.59
U.K. POUND	NOV. 18	77.00
CANADIAN DOLLAR	NOV. 18	84.00
FRENCH FRANC	NOV. 18	80.07
SWISS FRANC	NOV. 18	181.32
BELGIAN FRANC	NOV. 18	105.32
ITALIAN LIRA	NOV. 18	47.64

WEIGHTED AVERAGE EXCHANGE VALUE INDICES, MAR 1973 = 100
(G-10 COUNTRIES PLUS SWITZERLAND)

U.S. DOLLAR	NOV. 18	104.68
GERMAN MARK	NOV. 18	137.66
JAPANESE YEN	NOV. 18	123.17
DUTCH GUILDER	NOV. 18	123.59
U.K. POUND	NOV. 18	77.98
CANADIAN DOLLAR	NOV. 18	86.14
FRENCH FRANC	NOV. 18	81.25
SWISS FRANC	NOV. 18	191.40
BELGIAN FRANC	NOV. 18	109.69
ITALIAN LIRA	NOV. 18	46.79
SWEDISH KRONA	NOV. 18	83.11

CHART 2. 3-MONTH FORWARD EXCHANGE RATES, PREMIUM OR DISCOUNT

CANADIAN DOLLAR	NOV. 18	-3.09
U.K. POUND	NOV. 18	-1.42
GERMAN MARK	NOV. 18	2.61
FRENCH FRANC	NOV. 18	-3.97
SWISS FRANC	NOV. 18	3.62
DUTCH GUILDER	NOV. 18	1.71
JAPANESE YEN	NOV. 18	5.78
ITALIAN LIRA	NOV. 18	-8.53

SERIES NAME	LAST VALUE PLOTTED	
	DATE	VALUE
CHART 3. GOLD PRICE IN LONDON, AFTERNOON FIXING		
U.S. DOLLARS PER FINE OUNCE	NOV. 18	406.15
CHART 4. CALL MONEY RATES		
U.S. FEDERAL FUNDS	NOV. 18	13.17
OVERNIGHT EURO-DOLLAR DEPOSITS	NOV. 18	12.91
U.K. 2-DAY LOCAL AUTHORITY DEPOSITS	NOV. 13	6.81
CANADA	OCT. 23	19.61
GERMANY	NOV. 13	10.90
EURO-DM	NOV. 6	10.80
JAPAN	NOV. 6	6.81
FRANCE	NOV. 13	15.88
NETHERLANDS	SEPT. 4	13.70
EURO-SWISS FRANC	NOV. 6	5.05
CHART 5. 3-MONTH INTEREST RATES		
U.S. 90-DAY CD'S, SECONDARY MARKET	NOV. 18	12.29
GERMAN INTERBANK LOAN	NOV. 18	10.99
JAPANESE BANK LOANS & DISCOUNTS	NOV. 18	7.38
CANADIAN FINANCE PAPER	NOV. 18	16.25
INTERBANK STERLING	NOV. 18	14.65
SWISS INTERBANK LOAN	NOV. 18	9.47
WEIGHTED AVERAGE FOREIGN INTEREST RATE (G-10 COUNTRIES PLUS SWITZERLAND)	NOV. 18	12.54
CHART 6. EURO-DOLLAR DEPOSIT RATES: LONDON		
OVERNIGHT	NOV. 18	12.91
7-DAY	NOV. 18	12.90
1-MONTH	NOV. 18	12.97
3-MONTH	NOV. 18	13.09
6-MONTH	NOV. 18	13.35
1-YEAR	NOV. 18	13.50
CHART 7. SELECTED EURO-DOLLAR AND U.S. MONEY MARKET RATES		
OVERNIGHT EURO-DOLLAR DEPOSITS	NOV. 18	12.91
U.S. FEDERAL FUNDS	NOV. 18	13.17
DIFFERENTIAL ADJ. FOR RESERVE REQUIREMENTS	NOV. 18	-0.26
3-MONTH EURO-DOLLAR DEPOSIT RATE	NOV. 18	13.09
U.S. 90-DAY CD'S, SECONDARY MARKET	NOV. 18	12.29
DIFFERENTIAL	NOV. 18	0.80

SERIES NAME

LAST VALUE PLOTTED
DATE VALUE

CHART 8. INTEREST ARBITRAGE, 3-MONTH FUNDS

EURO-DOLLAR DEPOSIT	NOV. 18	13.09
INTERBANK STERLING (LONDON), COVERED	NOV. 18	13.17
DIFFERENTIAL	NOV. 18	-0.09
U.S. COMMERCIAL PAPER	NOV. 18	12.04
CANADIAN FINANCE PAPER, COVERED	NOV. 18	13.03
DIFFERENTIAL	NOV. 18	-0.99
EURO-DOLLAR DEPOSIT	NOV. 18	13.09
INTERBANK DM (FRANKFURT), COVERED	NOV. 18	13.67
DIFFERENTIAL	NOV. 18	-0.58
EURO-DOLLAR DEPOSIT	NOV. 18	13.09
SWISS INTERBANK, COVERED	NOV. 18	13.18
DIFFERENTIAL	NOV. 18	-0.09

CHART 9. LONG TERM GOVERNMENT BOND YIELDS

UNITED STATES	NOV. 13	13.29
GERMANY	NOV. 6	10.15
JAPAN (MONTHLY)	SEPT.	9.03
SWITZERLAND	OCT. 16	6.00
CANADA	OCT. 23	16.87
FRANCE	OCT. 16	17.07
NETHERLANDS	SEPT. 4	11.98
UNITED KINGDOM	NOV. 6	13.61
U.S. CORPORATE		
AAA BONDS	SEPT.	16.92
EURO-DOLLAR BONDS	SEPT.	13.36

CHART 10. STOCK INDICES

UNITED STATES	NOV. 11	126.18
UNITED KINGDOM	NOV. 11	111.73
CANADA	NOV. 11	192.11
GERMANY	NOV. 11	95.75
SWITZERLAND	NOV. 11	82.47
NETHERLANDS	NOV. 11	75.55
FRANCE	NOV. 11	87.34
JAPAN	NOV. 11	146.30

FEDERAL RESERVE statistical release



H. 10 (512)

FOREIGN EXCHANGE RATES

NOVEMBER 24, 1981

FOR THE WEEK ENDING NOVEMBER 20, 1981

The Board of Governors of the Federal Reserve System is advised that the Federal Reserve Bank of New York has certified for customs purposes the following noon buying rate in New York City for cable transfers payable in foreign currencies:

COUNTRY	MONETARY UNIT	(RATE U.S. CENTS)				
		NOV. 16	NOV. 17	NOV. 18	NOV. 19	NOV. 20
AUSTRALIA	DOLLAR	114.4200	114.4000	114.6100	114.7200	114.5500
AUSTRIA	SCHILLING	6.36537	6.35324	6.34115	6.39386	6.35324
BELGIUM	FRANC	2.67165	2.64830	2.67165	2.66312	2.64340
CANADA	DOLLAR	84.2744	84.1822	84.7889	84.4737	84.4167
DENMARK	KRONE	13.9082	13.8064	13.9034	13.8744	13.7363
FINLAND	MARKKA	22.9806	22.9674	22.8990	23.0920	22.9568
FRANCE	FRANC	17.7211	17.5963	17.7588	17.6803	17.5531
GERMANY	D. MARK	44.6229	44.4148	44.7227	44.5633	44.2674
INDIA	RUPEE	11.0011	10.9649	10.9051	11.0132	10.9409
IRELAND	POUND	157.5000	157.1000	159.7500	158.2000	157.5000
ITALY	LIRA	0.08365	0.08316	0.08386	0.08344	0.08319
JAPAN	YEN	0.44307	0.44593	0.45004	0.45393	0.45735
MALAYSIA	RINGGIT	44.4050	44.4050	44.4444	44.7027	44.6827
MEXICO	PESO	3.8971	3.0956	3.8956	3.8775	3.8670
NETHERLANDS	GUILDER	40.8497	40.6835	40.8497	40.7332	40.5022
NEW ZEALAND	DOLLAR	83.1500	82.9500	83.1500	83.2500	83.3500
NORWAY	KRONE	17.1821	17.0707	17.2147	17.2384	17.1674
PORTUGAL	ESCUDO	1.5552	1.5540	1.5516	1.5552	1.5504
SOUTH AFRICA	RAND	103.5500	103.5000	103.4000	103.6000	103.2700
SPAIN	PESETA	1.0435	1.0444	1.0416	1.0492	1.0411
SRI LANKA	RUPEE	4.7721	4.7721	4.7721	4.7721	4.8298
SWEDEN	KRONA	18.1818	18.1241	18.2382	18.1818	18.0668
SWITZERLAND	FRANC	56.6251	55.5093	55.8972	55.6483	55.0055
UNITED KINGDOM	POUND	191.3000	189.3000	191.1500	191.1000	189.7000