

(516/517)

2/13

Selected Interest & Exchange Rates

Weekly Series of Charts

November 16, 1981

**Prepared by the
FINANCIAL MARKETS
SECTION**

**DIVISION OF
INTERNATIONAL FINANCE**

**BOARD OF GOVERNORS
FEDERAL RESERVE SYSTEM
Washington, D.C. 20551**

Table of Contents

TABLES

1. LATEST FIGURES PLOTTED
2. DAILY CERTIFIED SPOT EXCHANGE RATES--
H.10 RELEASE

CHARTS

1. SPOT EXCHANGE RATE INDICES
2. 3-MONTH FORWARD EXCHANGE RATES
3. GOLD PRICE--LONDON
4. CALL MONEY RATES
5. 3-MONTH INTEREST RATES
6. EURO-DOLLAR DEPOSIT RATES
7. SELECTED EURO-DOLLAR AND
U.S. MONEY MARKET RATES
8. INTEREST ARBITRAGE: 3-MONTH FUNDS
9. LONG-TERM GOVERNMENT BOND YIELDS
10. INDUSTRIAL STOCK INDICES

SUBSCRIPTION RATES:

Weekly \$15.00 per year or \$.40 each in the United States, its possessions, Canada, and Mexico; 10 or more of the same issue to one address, \$13.50 per year or \$.35 each. Elsewhere, \$20.00 per year or \$.50 each. Address requests to Publications Services, Division of Administrative Services, and make payment remittance payable to the order of the Board of Governors of the Federal Reserve System in a form collectible at par in U.S. Currency.

SPOT EXCHANGE INDICES

DOLLAR PRICES OF FOREIGN CURRENCIES AND WEIGHTED AVERAGE VALUES (THIN LINE)
AVERAGES FOR WEEK ENDING WEDNESDAY

RATIO SCALE
MARCH 1973=100

RATIO SCALE
MARCH 1973=100

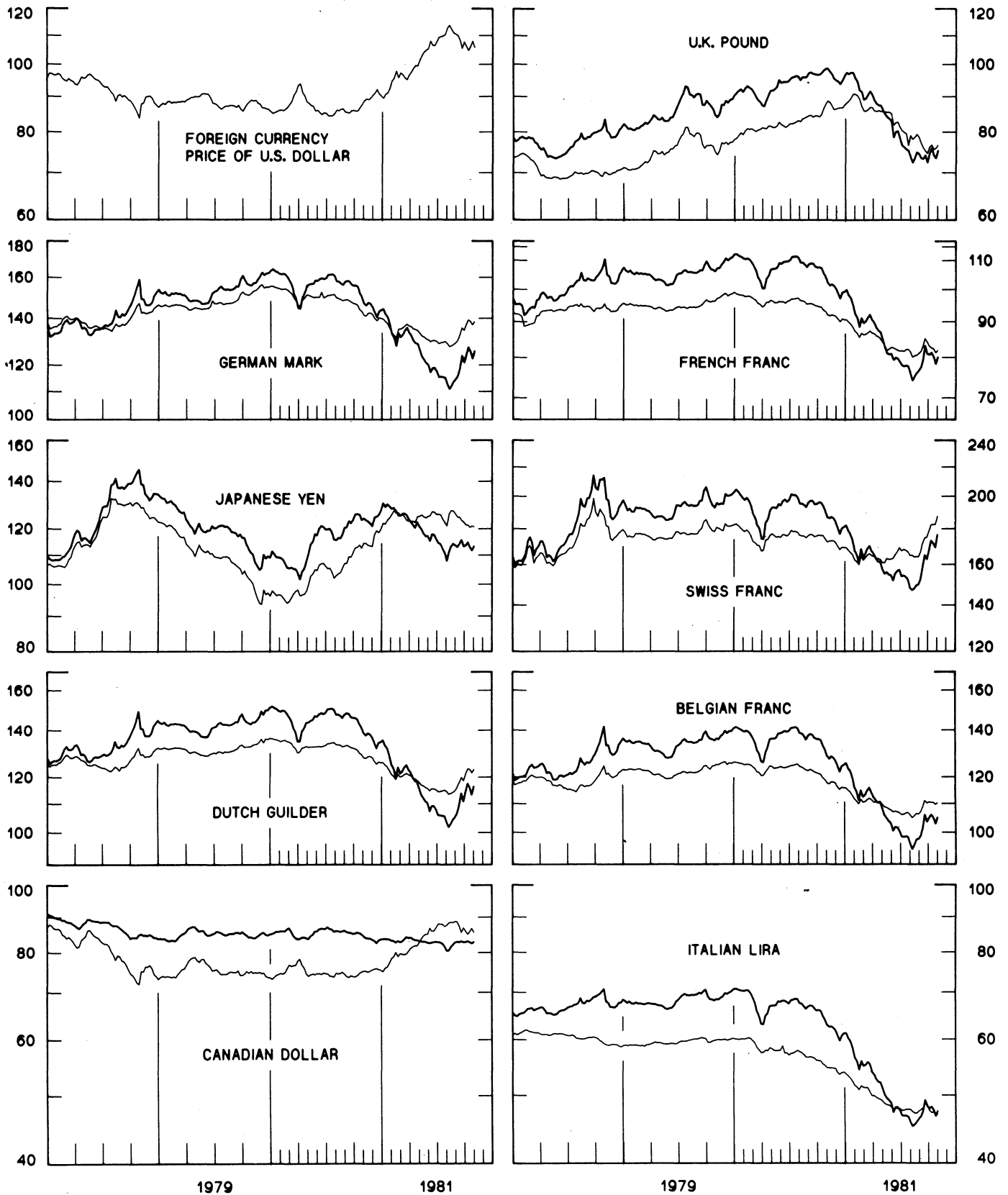


CHART 2
3-MONTH FORWARD EXCHANGE RATES
 PREMIUM (+) OR (-)
 AVERAGES FOR WEEK ENDING WEDNESDAY

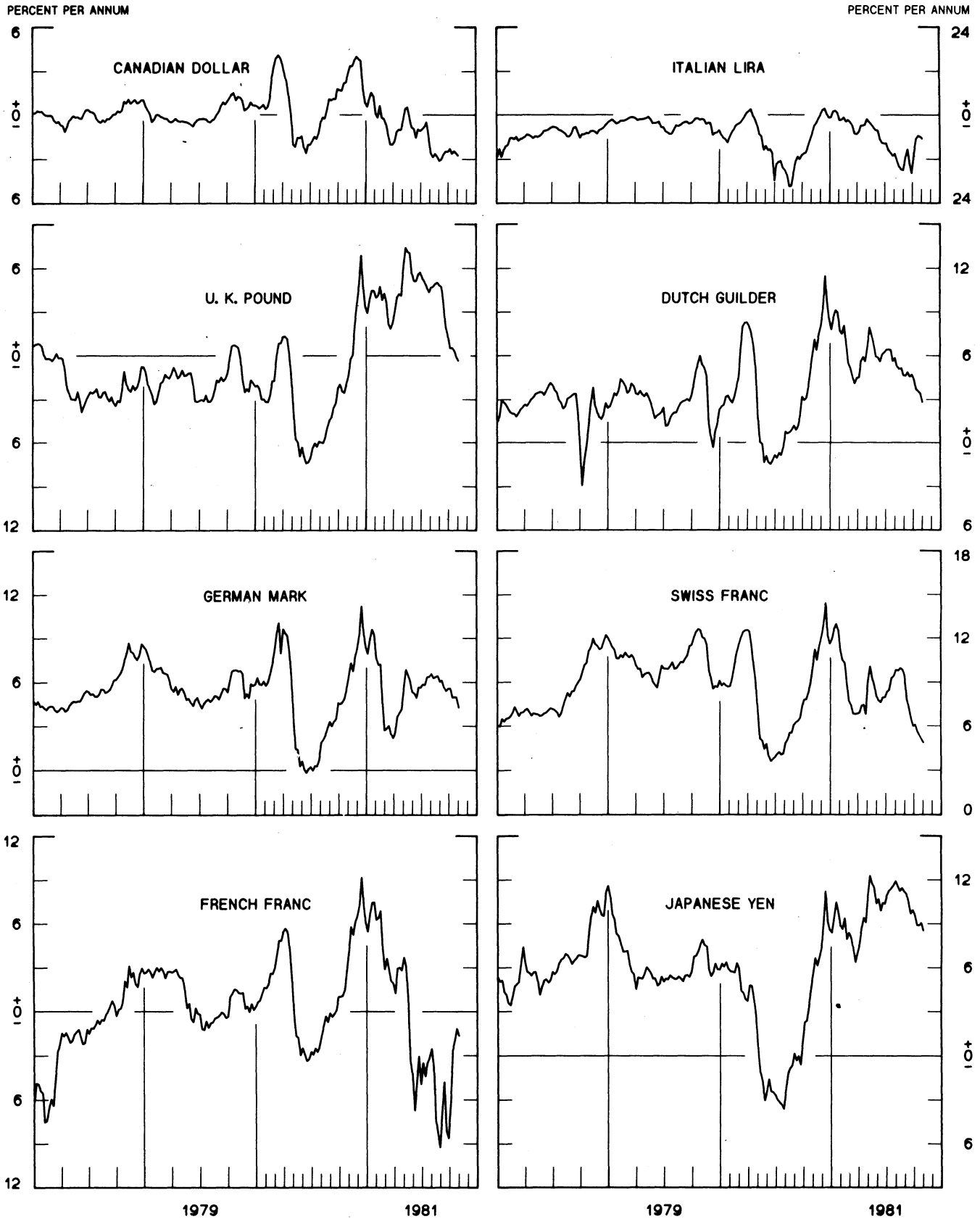


CHART 3
PRICE OF GOLD IN LONDON
AVERAGES FOR WEEK ENDING WEDNESDAY

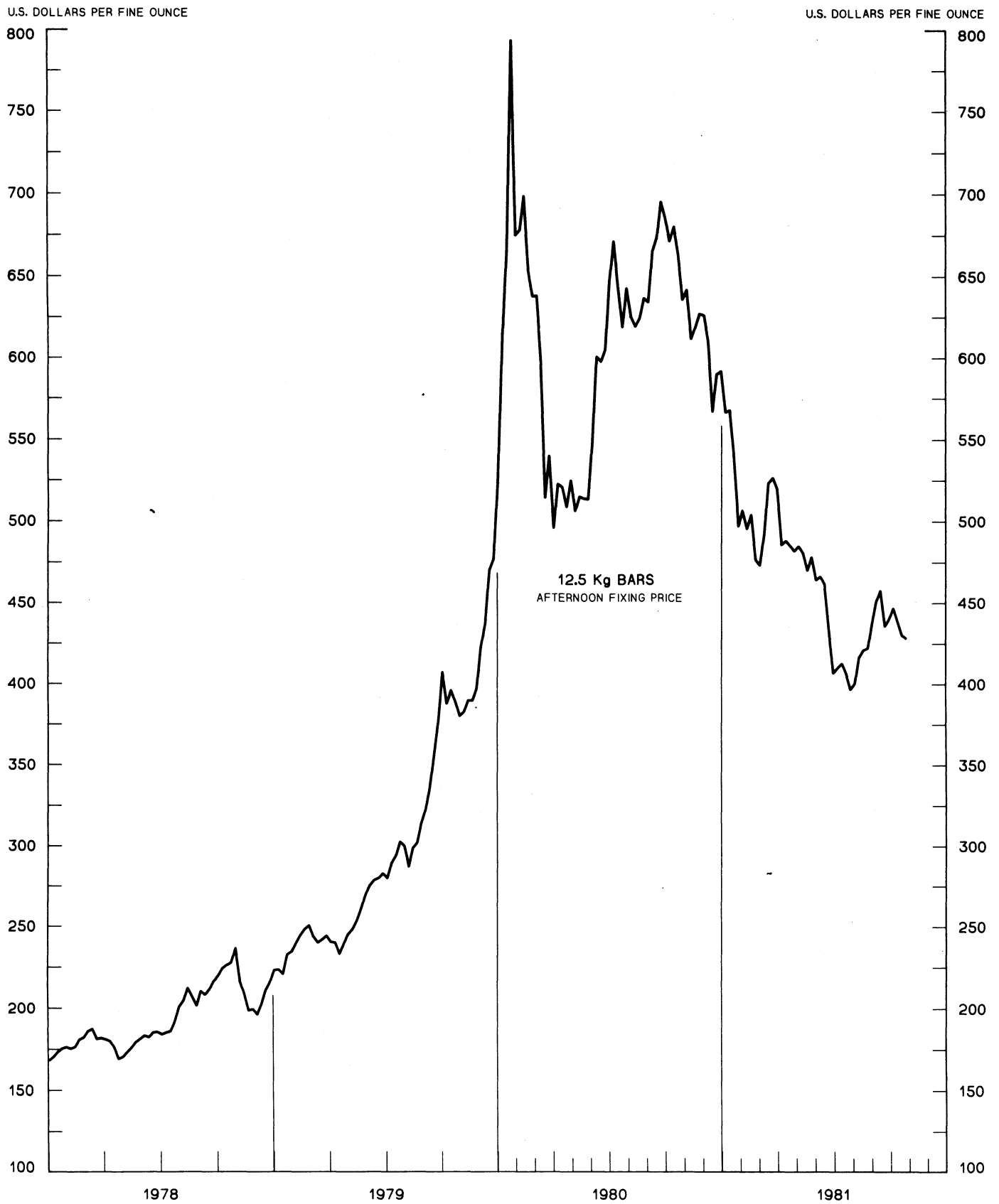


CHART 4
CALL MONEY RATES
 WEEKLY SERIES

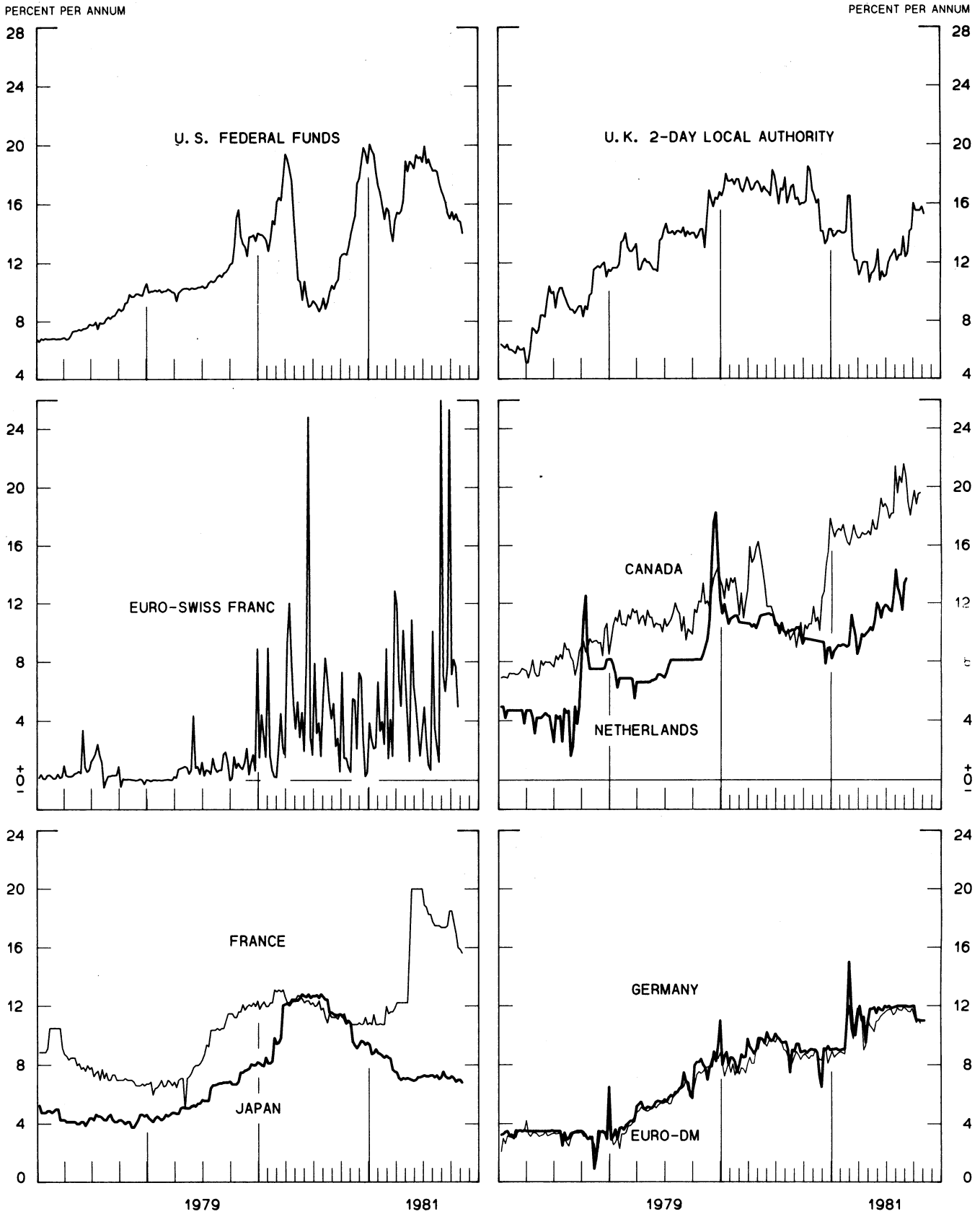


CHART 5
3-MONTH INTEREST RATES
 WEEKLY SERIES

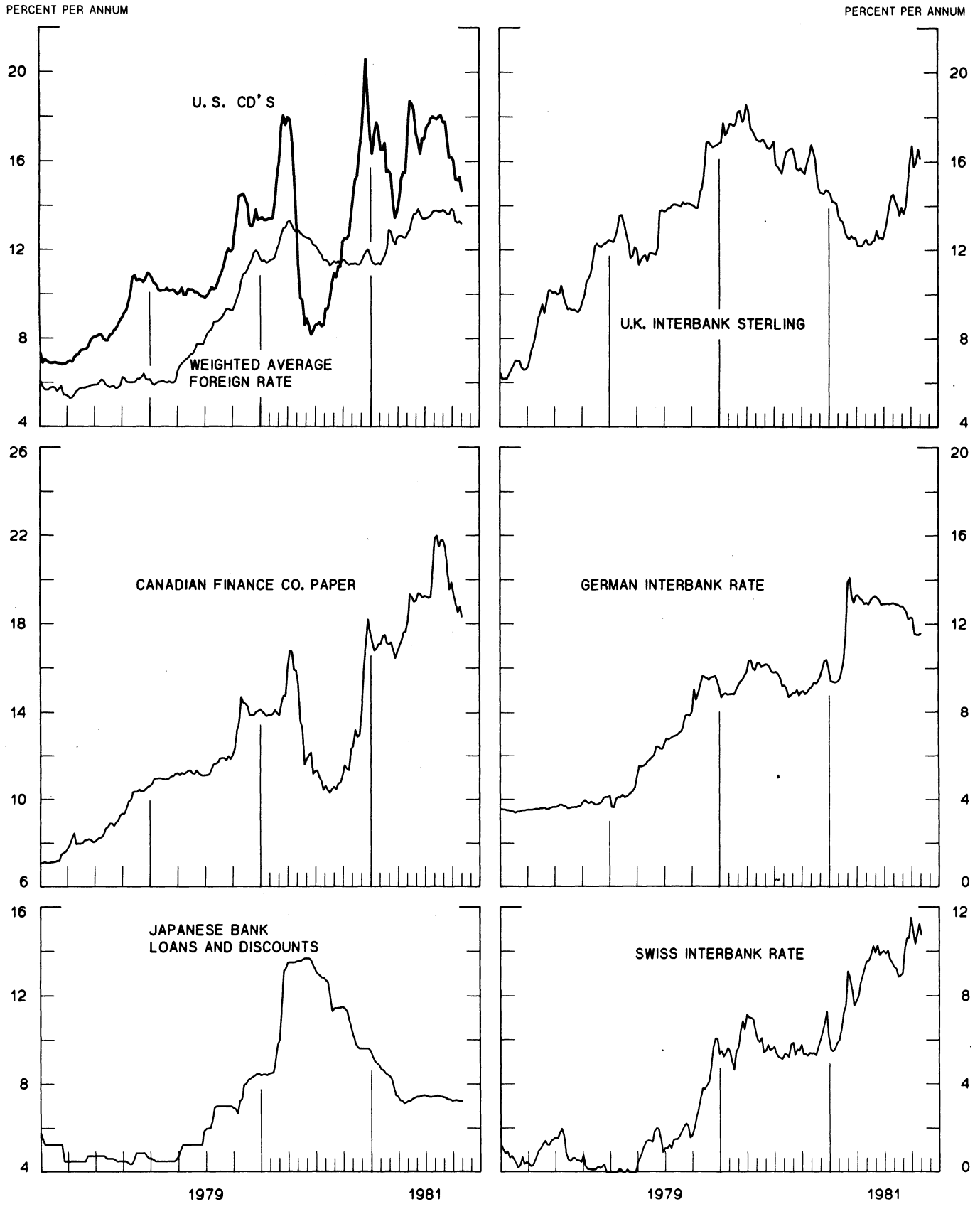


CHART 6
EURO-DOLLAR DEPOSIT RATES LONDON
AVERAGES FOR WEEK ENDING WEDNESDAY

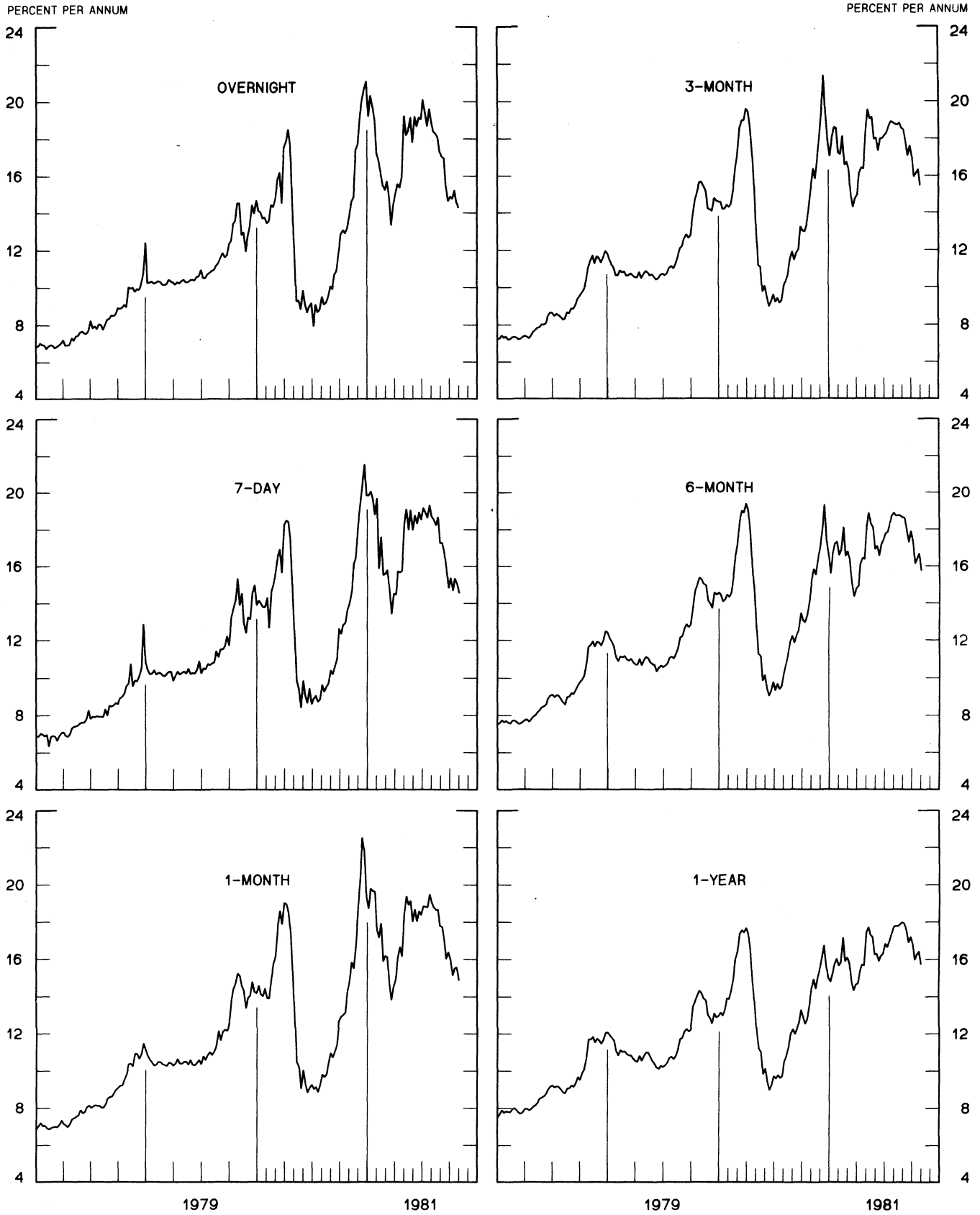
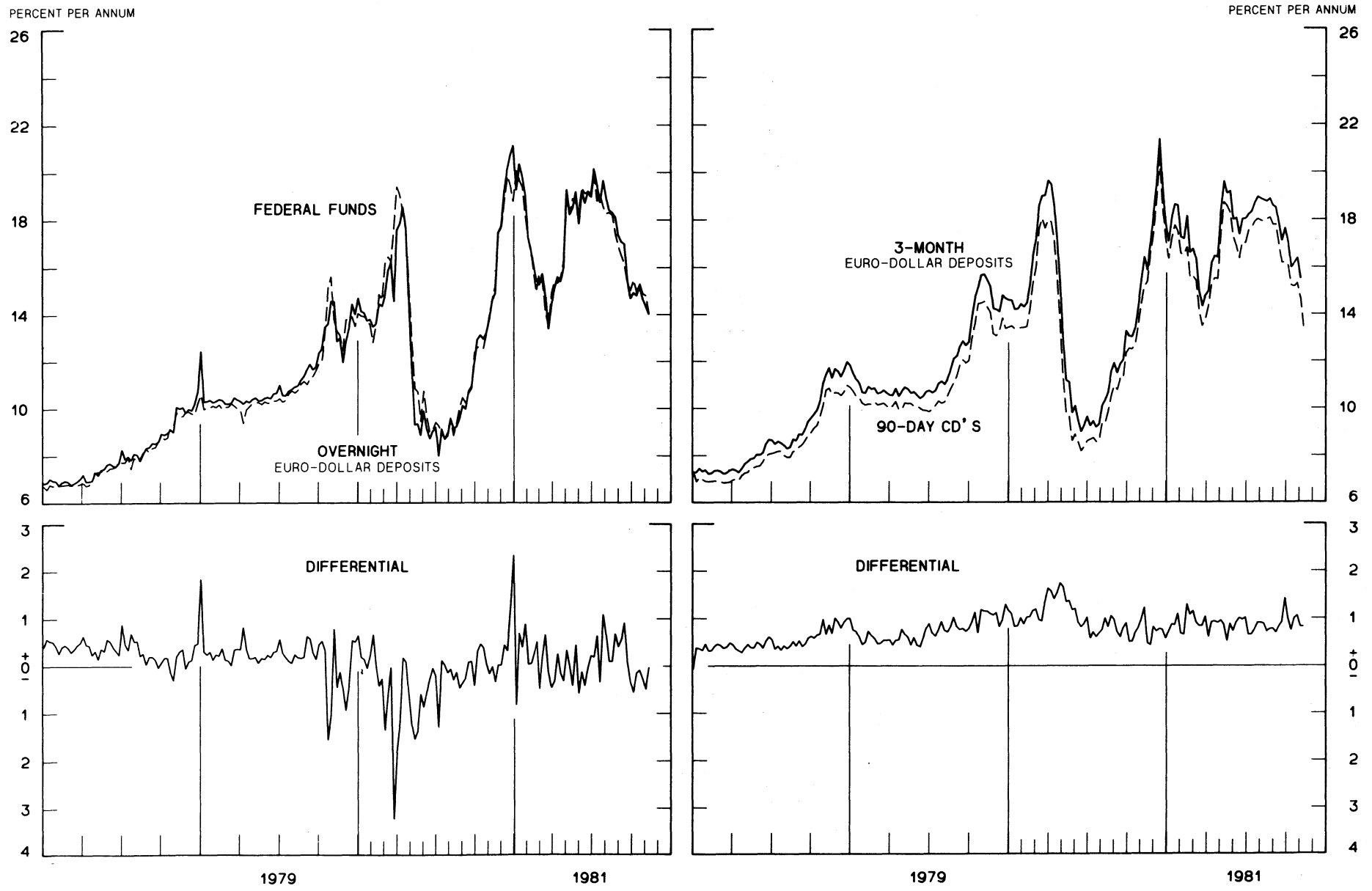


CHART 7
SELECTED EURO-DOLLAR AND U. S. MONEY MARKET RATES
 DIFFERENTIAL: PLUS(+), FAVORS BORROWING IN U. S.
 AVERAGES FOR WEEK ENDING WEDNESDAY

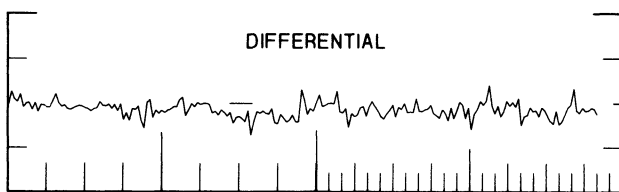
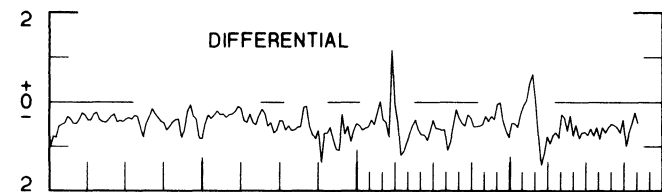
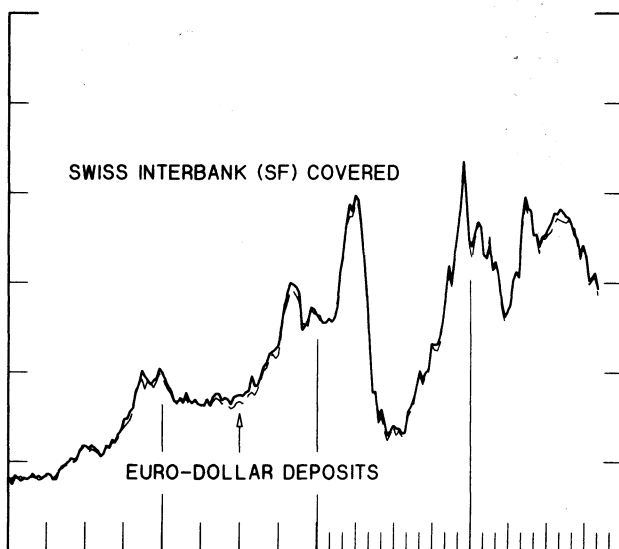
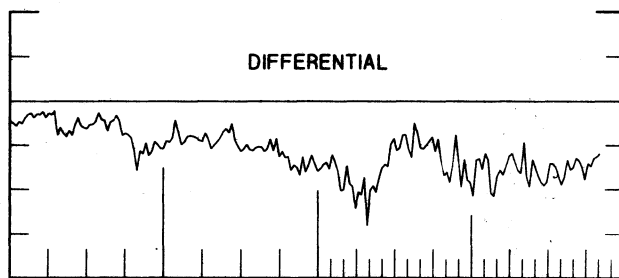
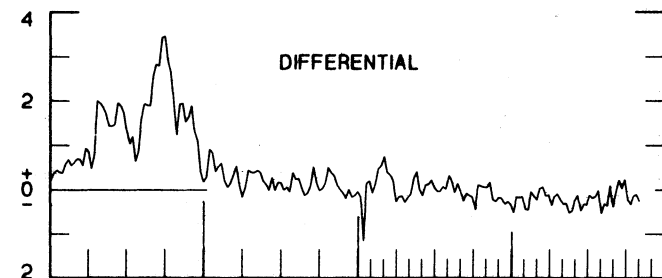
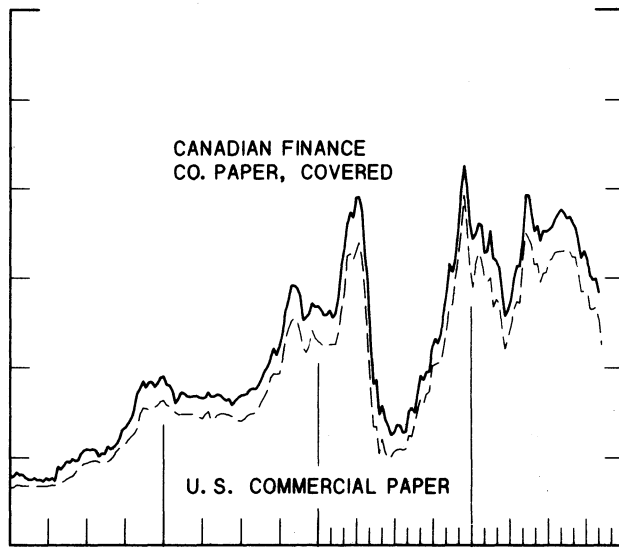
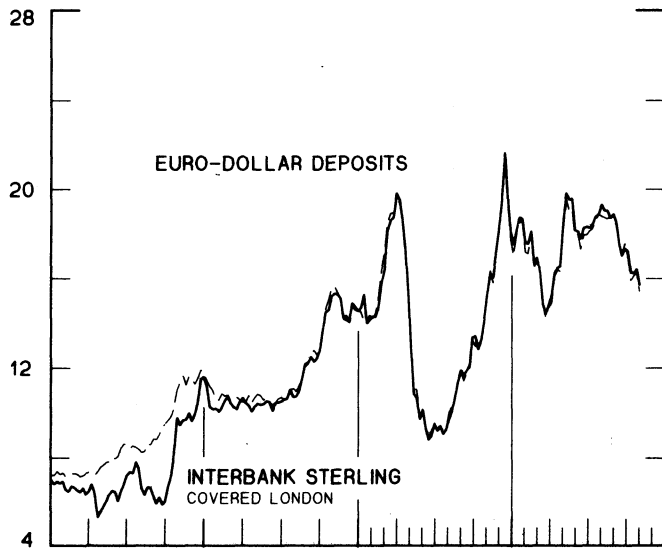


INTEREST ARBITRAGE: 3-MONTH FUNDS

DIFFERENTIAL: PLUS(+), INDICATES FAVOR DOLLAR ASSETS
AVERAGES FOR WEEK ENDING WEDNESDAY

PERCENT PER ANNUM

PERCENT PER ANNUM



1979

1981

1979

1981

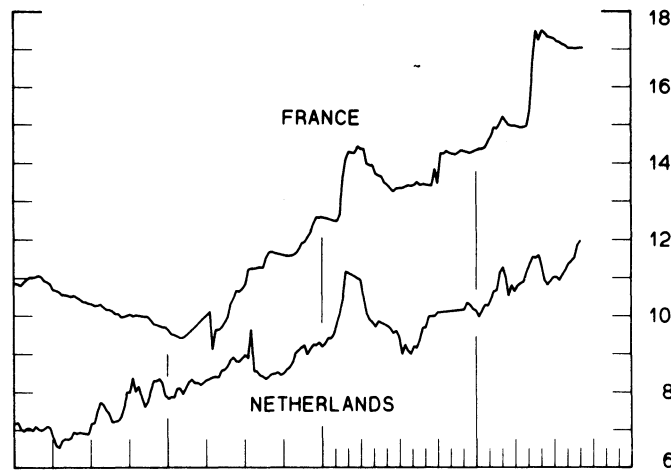
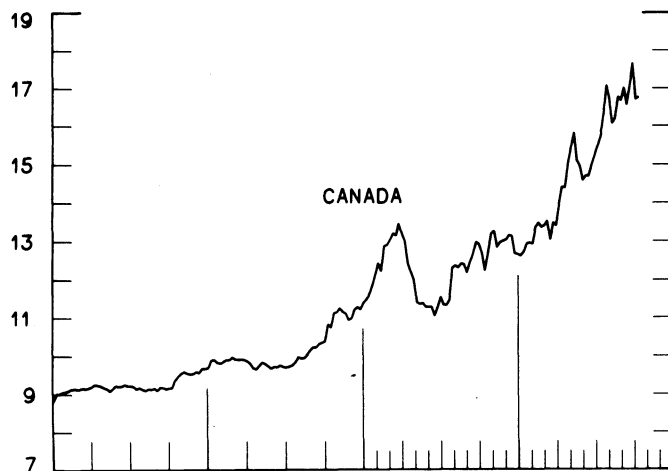
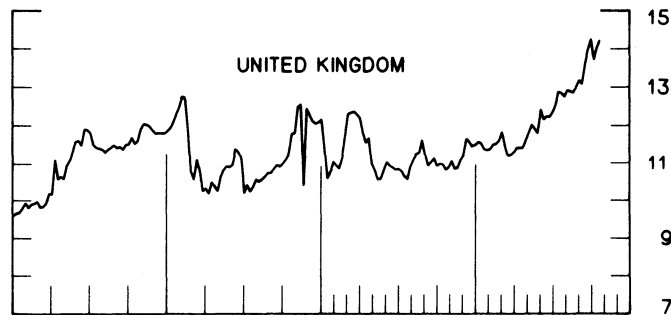
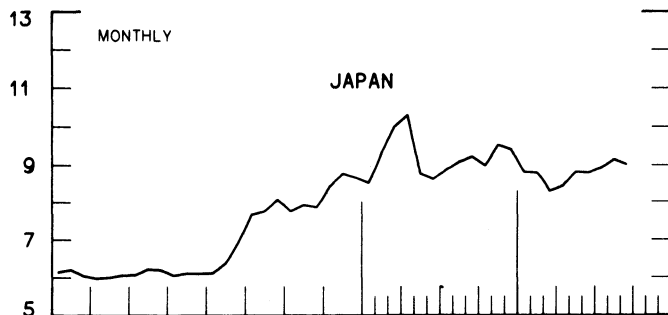
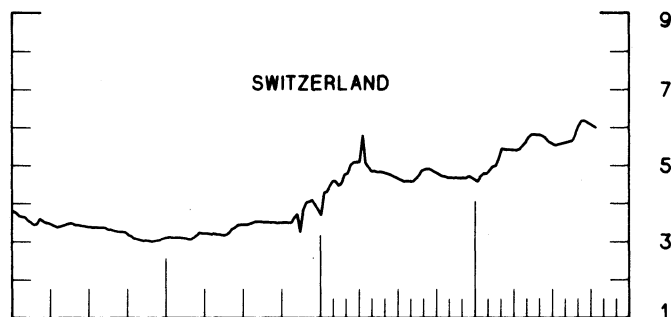
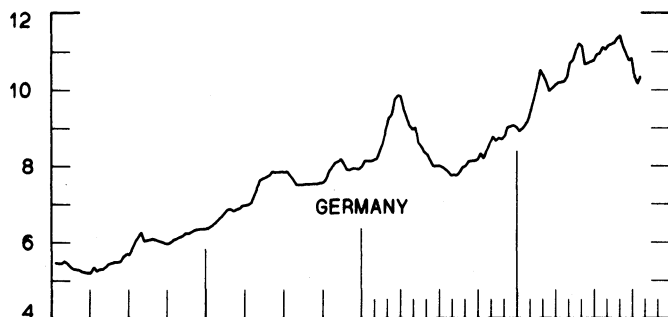
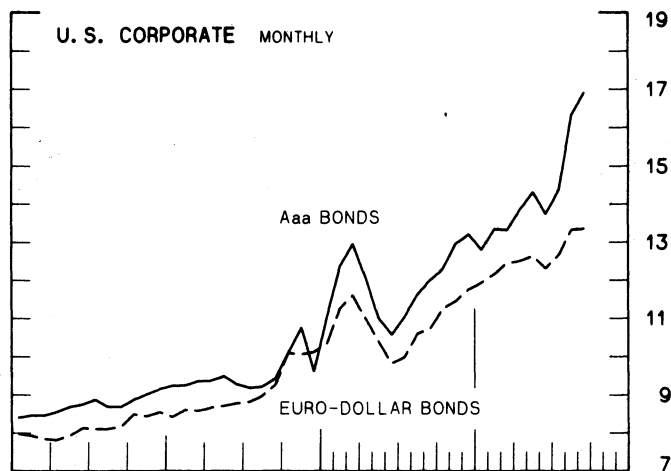
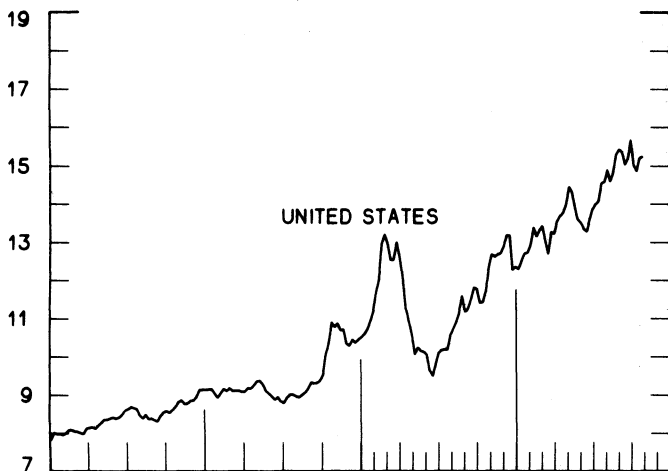
1 PERCENT ON DIFFERENTIAL SCALE = 2 PERCENT ON RATE SCALE

LONG-TERM GOVERNMENT BOND YIELDS

WEEKLY SERIES

PERCENT PER ANNUM

PERCENT PER ANNUM



1979

1981

1979

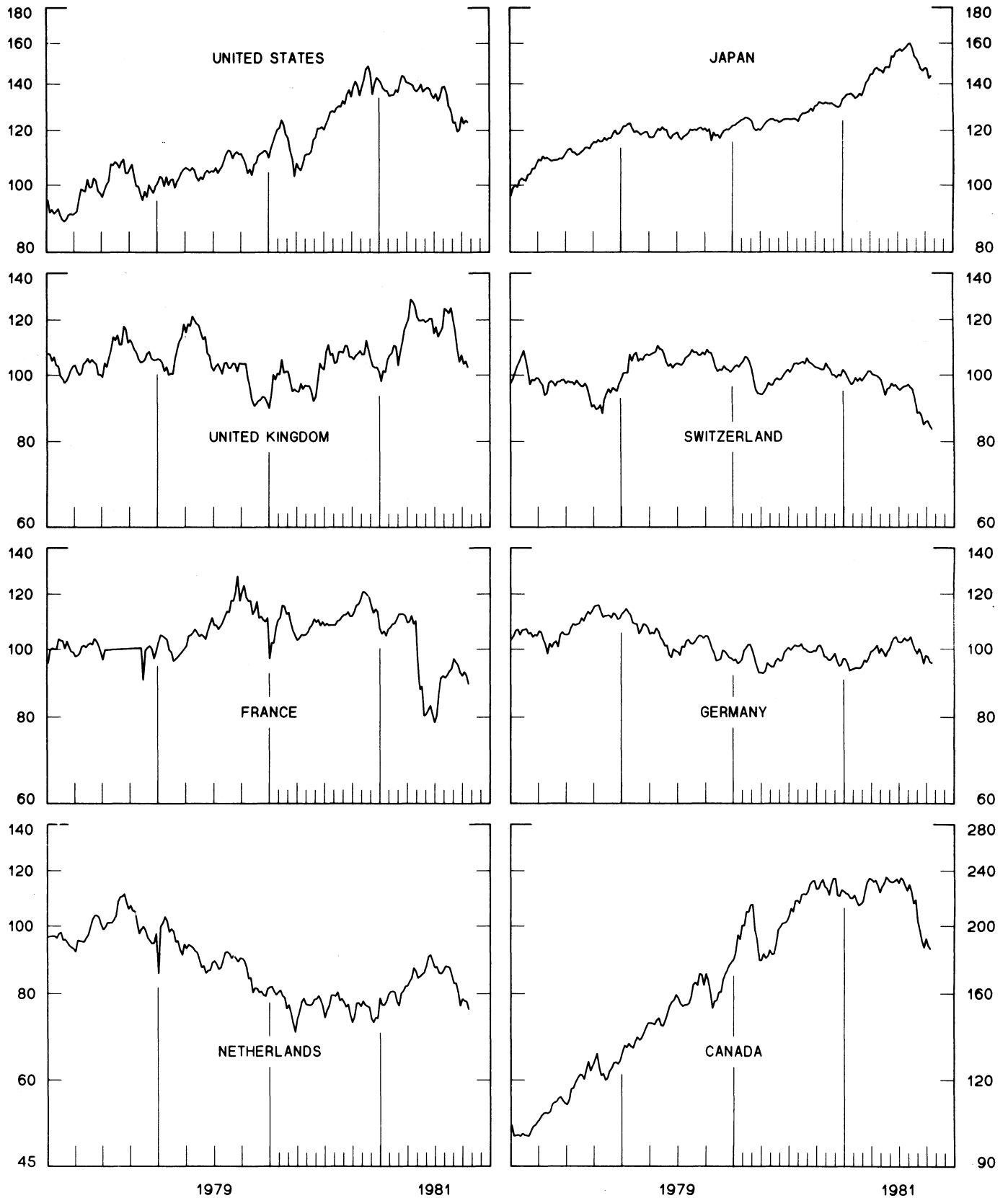
1981



CHART 10
INDUSTRIAL STOCK INDICES
 WEEKLY SERIES

RATIO SCALE
 1969=100

RATIO SCALE
 1969=100



SERIES NAME

LAST VALUE PLOTTED
DATE VALUE

CHART 1. SPOT EXCHANGE RATES AND INDICES

WEEKLY AVERAGES, NOON BUYING RATES (U.S. CENTS)

GERMAN MARK	NOV. 11	45.04
JAPANESE YEN	NOV. 11	0.43756
DUTCH GUILDER	NOV. 11	40.93
U.K. POUND	NOV. 11	187.66
CANADIAN DOLLAR	NOV. 11	83.75
FRENCH FRANC	NOV. 11	17.82
SWISS FRANC	NOV. 11	55.98
BELGIAN FRANC	NOV. 11	2.67544
ITALIAN LIRA	NOV. 11	0.08412

INDICES, MARCH 1973 BASE RATES = 100

GERMAN MARK	NOV. 11	126.70
JAPANESE YEN	NOV. 11	114.57
DUTCH GUILDER	NOV. 11	117.49
U.K. POUND	NOV. 11	75.90
CANADIAN DOLLAR	NOV. 11	83.48
FRENCH FRANC	NOV. 11	80.29
SWISS FRANC	NOV. 11	180.09
BELGIAN FRANC	NOV. 11	105.43
ITALIAN LIRA	NOV. 11	47.79

WEIGHTED AVERAGE EXCHANGE VALUE INDICES, MAR 1973 = 100
(G-10 COUNTRIES PLUS SWITZERLAND)

U.S. DOLLAR	NOV. 11	104.97
GERMAN MARK	NOV. 11	138.92
JAPANESE YEN	NOV. 11	121.53
DUTCH GUILDER	NOV. 11	123.76
U.K. POUND	NOV. 11	76.94
CANADIAN DOLLAR	NOV. 11	85.77
FRENCH FRANC	NOV. 11	81.70
SWISS FRANC	NOV. 11	190.50
BELGIAN FRANC	NOV. 11	110.05
ITALIAN LIRA	NOV. 11	47.06
SWEDISH KRONA	NOV. 11	83.13

CHART 2. 3-MONTH FORWARD EXCHANGE RATES, PREMIUM OR DISCOUNT

CANADIAN DOLLAR	NOV. 11	-3.00
U.K. POUND	NOV. 11	-0.70
GERMAN MARK	NOV. 11	3.53
FRENCH FRANC	NOV. 11	-2.43
SWISS FRANC	NOV. 11	4.31
DUTCH GUILDEE	NOV. 11	1.95
JAPANESE YEN	NOV. 11	7.56
ITALIAN LIRA	NOV. 11	-7.17

SERIES NAME	LAST VALUE PLOTTED	
	DATE	VALUE
CHART 3. GOLD PRICE IN LONDON, AFTERNOON FIXING		
U.S. DOLLARS PER FINE OUNCE	NOV. 11	423.40
CHART 4. CALL MONEY RATES		
U.S. FEDERAL FUNDS	NOV. 11	14.01
OVERNIGHT EURO-DOLLAR DEPOSITS	NOV. 11	13.98
U.K. 2-DAY LOCAL AUTHORITY DEPOSITS	NOV. 6	15.25
CANADA	OCT. 23	19.61
GERMANY	NOV. 6	11.00
EURO-DM	OCT. 30	10.86
JAPAN	NOV. 6	6.81
FRANCE	NOV. 6	15.63
NETHERLANDS	SEPT. 4	13.70
EURO-SWISS FRANC	OCT. 30	10.60
CHART 5. 3-MONTH INTEREST RATES		
U.S. 90-DAY CD'S, SECONDARY MARKET	NOV. 11	13.43
GERMAN INTERBANK LOAN	NOV. 11	11.33
JAPANESE BANK LOANS & DISCOUNTS	NOV. 11	7.32
CANADIAN FINANCE PAPER	NOV. 11	17.50
INTERBANK STERLING	NOV. 11	15.33
SWISS INTERBANK LOAN	NOV. 11	10.13
WEIGHTED AVERAGE FOREIGN INTEREST RATE (G-10 COUNTRIES PLUS SWITZERLAND)	NOV. 11	12.90
CHART 6. EURO-DOLLAR DEPOSIT RATES: LONDON		
OVERNIGHT	NOV. 11	13.98
7-DAY	NOV. 11	13.90
1-MONTH	NOV. 11	14.05
3-MONTH	NOV. 11	14.25
6-MONTH	NOV. 11	14.40
1-YEAR	NOV. 11	14.55
CHART 7. SELECTED EURO-DOLLAR AND U.S. MONEY MARKET RATES		
OVERNIGHT EURO-DOLLAR DEPOSITS	NOV. 11	13.98
U.S. FEDERAL FUNDS	NOV. 11	14.01
DIFFERENTIAL ADJ. FOR RESERVE REQUIREMENTS	NOV. 11	-0.03
3-MONTH EURO-DOLLAR DEPOSIT RATE	NOV. 11	14.25
U.S. 90-DAY CD'S, SECONDARY MARKET	NOV. 11	13.43
DIFFERENTIAL	NOV. 11	0.82

SERIES NAME

LAST VALUE PLOTTED
DATE VALUE

CHART 8. INTEREST ARBITRAGE, 3-MONTH FUNDS

EURO-DOLLAR DEPOSIT	NOV. 11	14.25
INTERBANK STERLING (LONDON), COVERED	NOV. 11	14.60
DIFFERENTIAL	NOV. 11	-0.35
U.S. COMMERCIAL PAPER	NOV. 11	13.05
CANADIAN FINANCE PAPER, COVERED	NOV. 11	14.37
DIFFERENTIAL	NOV. 11	-1.32
EURO-DOLLAR DEPOSIT	NOV. 11	14.25
INTERBANK DM (FRANKFURT), COVERED	NOV. 11	14.97
DIFFERENTIAL	NOV. 11	-0.71
EURO-DOLLAR DEPOSIT	NOV. 11	14.25
SWISS INTERBANK, COVERED	NOV. 11	14.54
DIFFERENTIAL	NOV. 11	-0.29

CHART 9. LONG TERM GOVERNMENT BOND YIELDS

UNITED STATES	NOV. 6	14.22
GERMANY	OCT. 30	10.40
JAPAN (MONTHLY)	SEPT.	9.03
SWITZERLAND	OCT. 16	6.00
CANADA	OCT. 23	16.87
FRANCE	OCT. 16	17.07
NETHERLANDS	SEPT. 4	11.98
UNITED KINGDOM	NOV. 6	13.61


U.S. CORPORATE

AAA BONDS	SEPT.	16.92
EURO-DOLLAR BONDS	SEPT.	13.36

CHART 10. STOCK INDICES

UNITED STATES	OCT. 28	123.23
UNITED KINGDOM	OCT. 28	102.61
CANADA	OCT. 21	185.69
GERMANY	OCT. 28	95.41
SWITZERLAND	OCT. 28	83.21
NETHERLANDS	OCT. 28	76.03
FRANCE	OCT. 28	89.25
JAPAN	OCT. 28	143.60

FEDERAL RESERVE statistical release



H. 10 (512)

NOVEMBER 18, 1981

FOREIGN EXCHANGE RATES

FOR THE WEEK ENDING NOVEMBER 13, 1981

The Board of Governors of the Federal Reserve System is advised that the Federal Reserve Bank of New York has certified for customs purposes the following noon buying rate in New York City for cable transfers payable in foreign currencies:

COUNTRY	MONETARY UNIT	(RATE U.S. CENTS)				
		NOV. 9	NOV. 10	NOV. 11	NOV. 12	NOV. 13
AUSTRALIA	DOLLAR	114.3900	114.0800		114.3500	114.4000
AUSTRIA	SCHILLING	6.48088	6.42673		6.43501	6.43915
BELGIUM	FRANC	2.69107	2.66525		2.69251	2.68025
CANADA	DOLLAR	83.9068	83.7592	H	84.0266	84.1114
DENMARK	KRONE	14.0934	13.8985		13.9997	13.9665
FINLAND	MARKKA	23.1428	23.0123		23.0521	23.0707
FRANCE	FRANC	17.9211	17.7399	O	17.9115	17.8571
GERMANY	D. MARK	45.3412	44.8632		45.2182	45.0045
INDIA	RUPEE	10.9890	10.9409		10.9890	10.9890
IRELAND	POUND	160.1000	158.1500	L	160.7500	158.9000
ITALY	LIRA	0.08460	0.08389		0.08439	0.08429
JAPAN	YEN	0.44096	0.43507		0.44004	0.43985
MALAYSIA	RINGGIT	44.0723	44.0917	I	44.3853	44.5038
MEXICO	PESO	3.8986	3.8926		3.8926	3.8880
NETHERLANDS	GUILDER	41.1862	40.8664		41.2371	41.1862
NEW ZEALAND	DOLLAR	83.0000	82.5500	D	82.9500	82.9000
NORWAY	KRONE	17.1615	17.0503		17.0911	17.0867
PORTUGAL	ESCUDO	1.5662	1.5516		1.5588	1.5540
SOUTH AFRICA	RAND	104.2700	103.9000	A	104.3000	104.1500
SPAIN	PESETA	1.0578	1.0512		1.0491	1.0482
SRI LANKA	RUPEE	4.7721	4.7721		4.7721	4.7721
SWEDEN	KRONA	18.2899	18.1077	Y	18.2983	18.2315
SWITZERLAND	FRANC	56.4972	55.7880		56.8505	56.9152
UNITED KINGDOM	POUND	189.2000	186.7000		189.4500	190.7000