

Selected Interest & Exchange Rates

Weekly Series of Charts

November 2, 1981

**Prepared by the
FINANCIAL MARKETS
SECTION**

**DIVISION OF
INTERNATIONAL FINANCE**

**BOARD OF GOVERNORS
FEDERAL RESERVE SYSTEM
Washington, D.C. 20551**

Table of Contents

TABLES

1. LATEST FIGURES PLOTTED
2. DAILY CERTIFIED SPOT EXCHANGE RATES--
H.10 RELEASE

CHARTS

1. SPOT EXCHANGE RATE INDICES
2. 3-MONTH FORWARD EXCHANGE RATES
3. GOLD PRICE--LONDON
4. CALL MONEY RATES
5. 3-MONTH INTEREST RATES
6. EURO-DOLLAR DEPOSIT RATES
7. SELECTED EURO-DOLLAR AND
U.S. MONEY MARKET RATES
8. INTEREST ARBITRAGE: 3-MONTH FUNDS
9. LONG-TERM GOVERNMENT BOND YIELDS
10. INDUSTRIAL STOCK INDICES

SUBSCRIPTION RATES:

Weekly \$15.00 per year or \$.40 each in the United States, its possessions, Canada, and Mexico; 10 or more of the same issue to one address, \$13.50 per year or \$.35 each. Elsewhere, \$20.00 per year or \$.50 each. Address requests to Publications Services, Division of Administrative Services, and make payment remittance payable to the order of the Board of Governors of the Federal Reserve System in a form collectible at par in U.S. Currency.

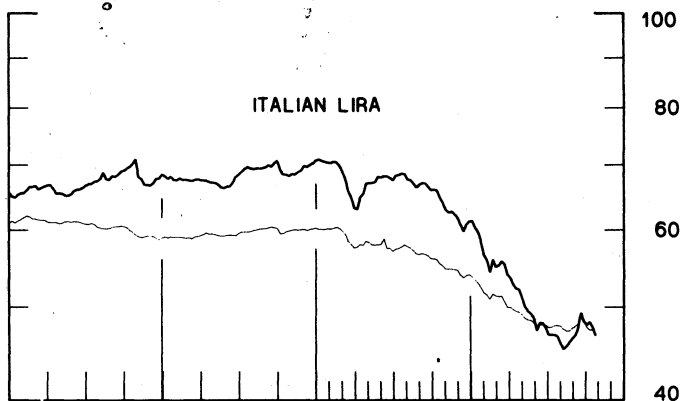
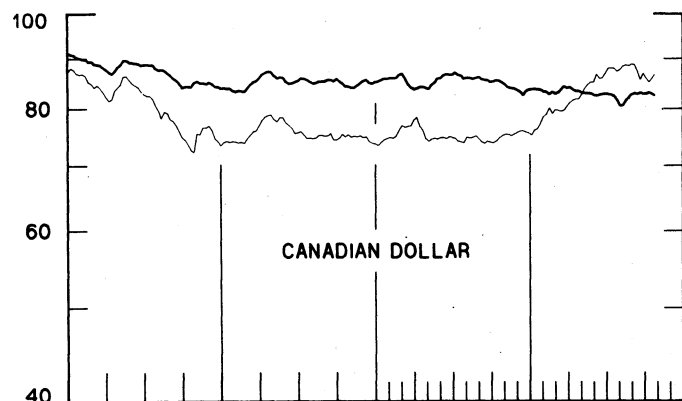
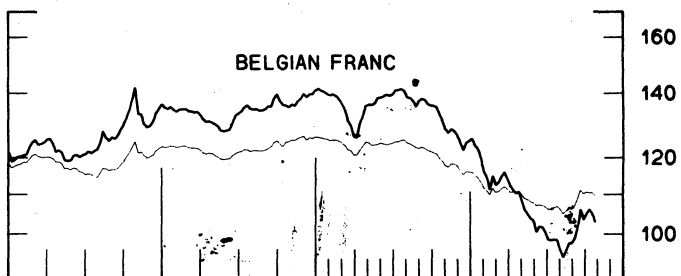
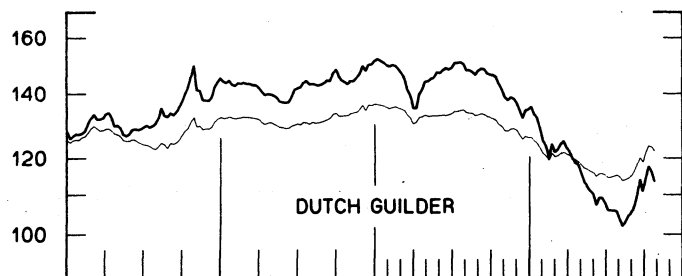
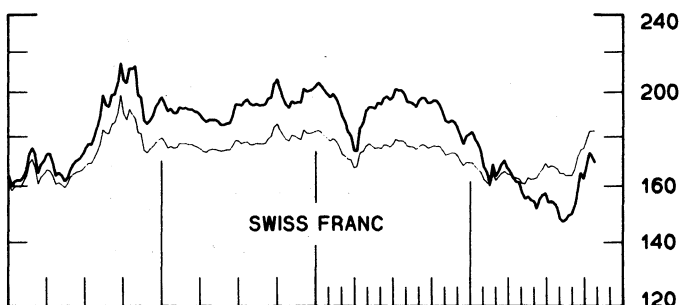
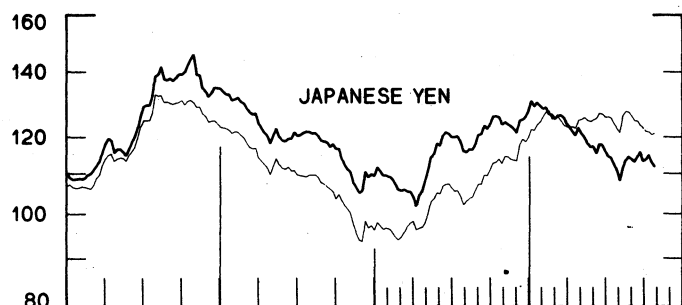
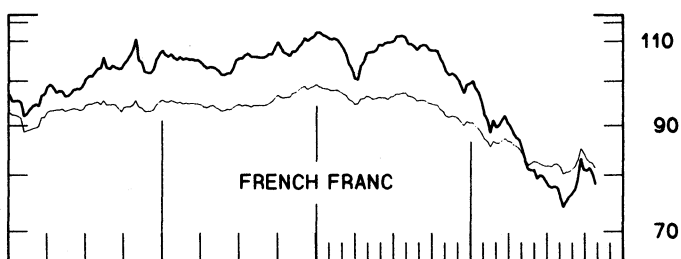
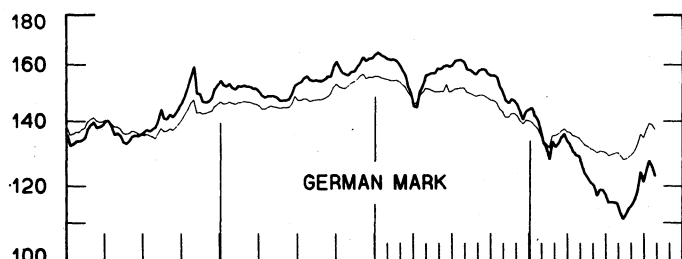
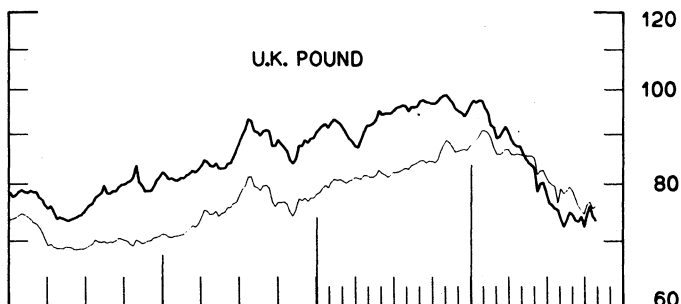
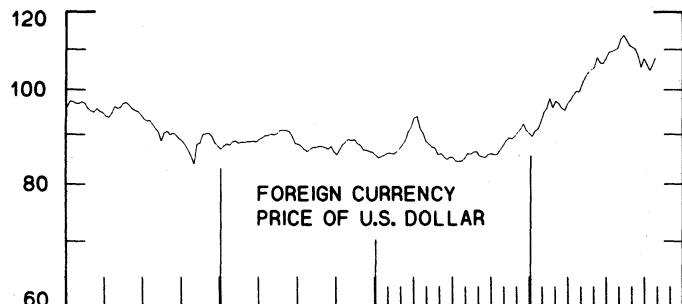
CHART 1

SPOT EXCHANGE INDICES

DOLLAR PRICES OF FOREIGN CURRENCIES AND WEIGHTED AVERAGE VALUES (THIN LINE)
AVERAGES FOR WEEK ENDING WEDNESDAY

RATIO SCALE
MARCH 1973=100

RATIO SCALE
MARCH 1973=100



1979

1981

1979

1981

CHART 2
3-MONTH FORWARD EXCHANGE RATES
 PREMIUM (+) OR (-)
 AVERAGES FOR WEEK ENDING WEDNESDAY

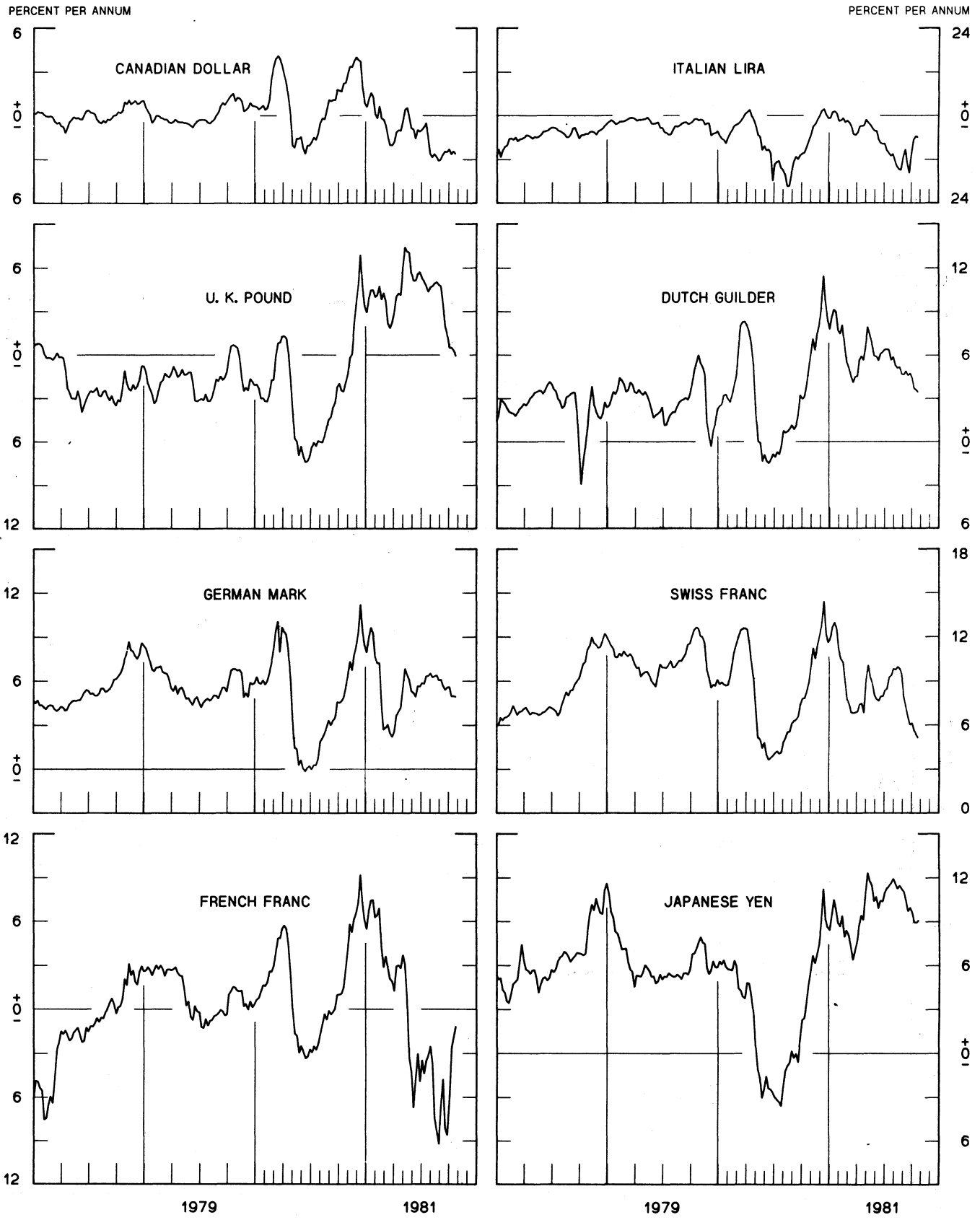


CHART 3
PRICE OF GOLD IN LONDON
AVERAGES FOR WEEK ENDING WEDNESDAY

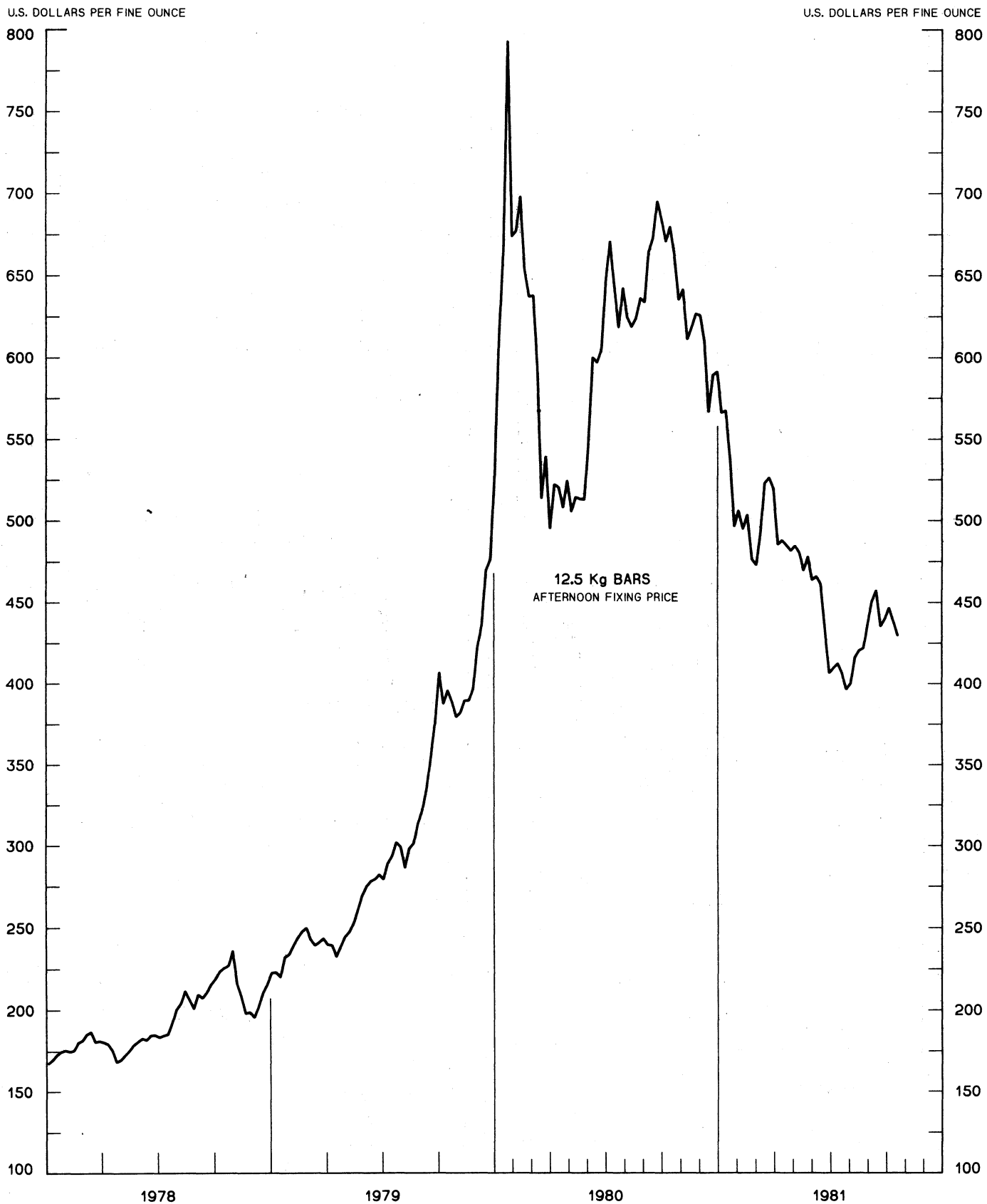


CHART 4
CALL MONEY RATES
 WEEKLY SERIES

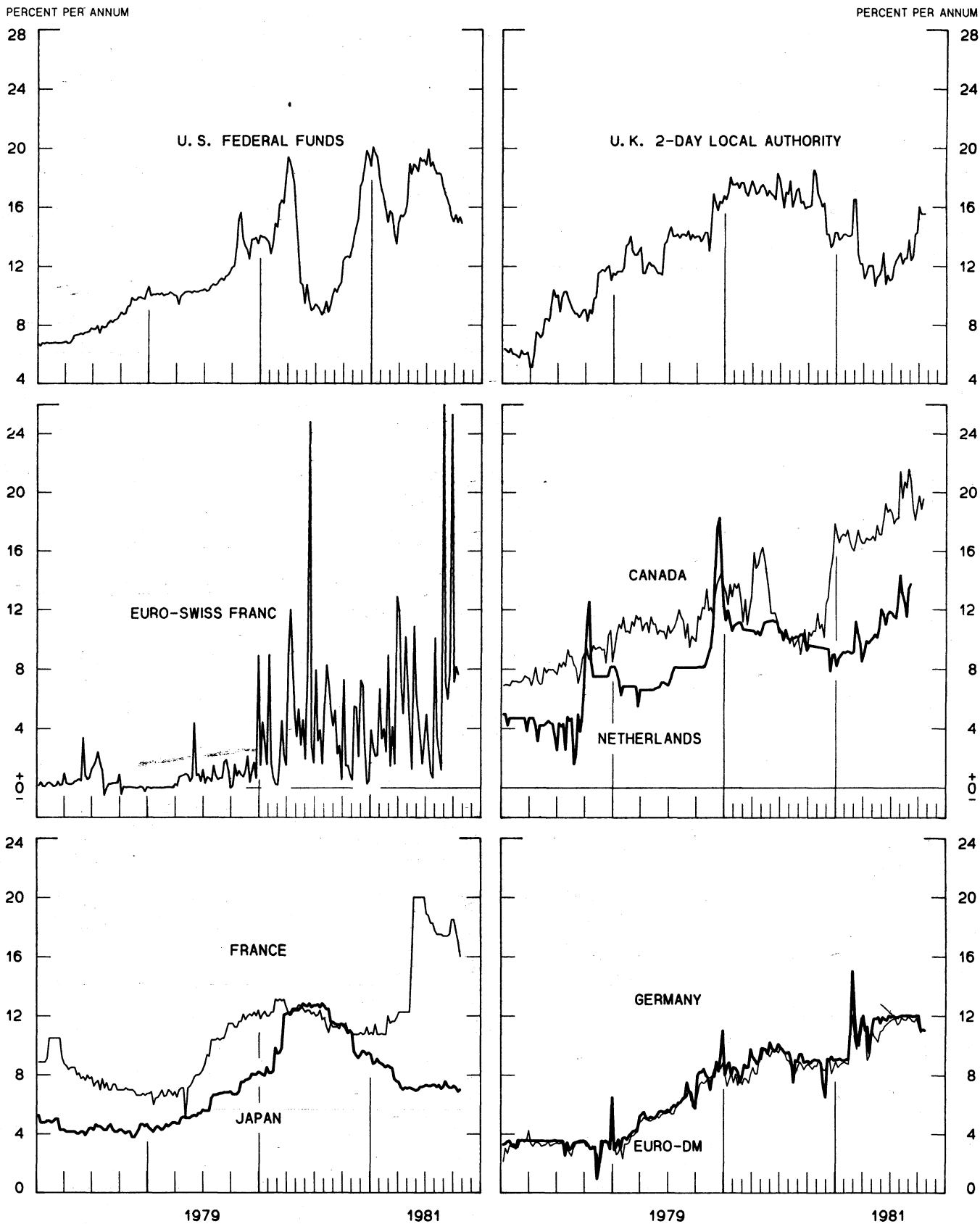


CHART 5
3-MONTH INTEREST RATES
 WEEKLY SERIES

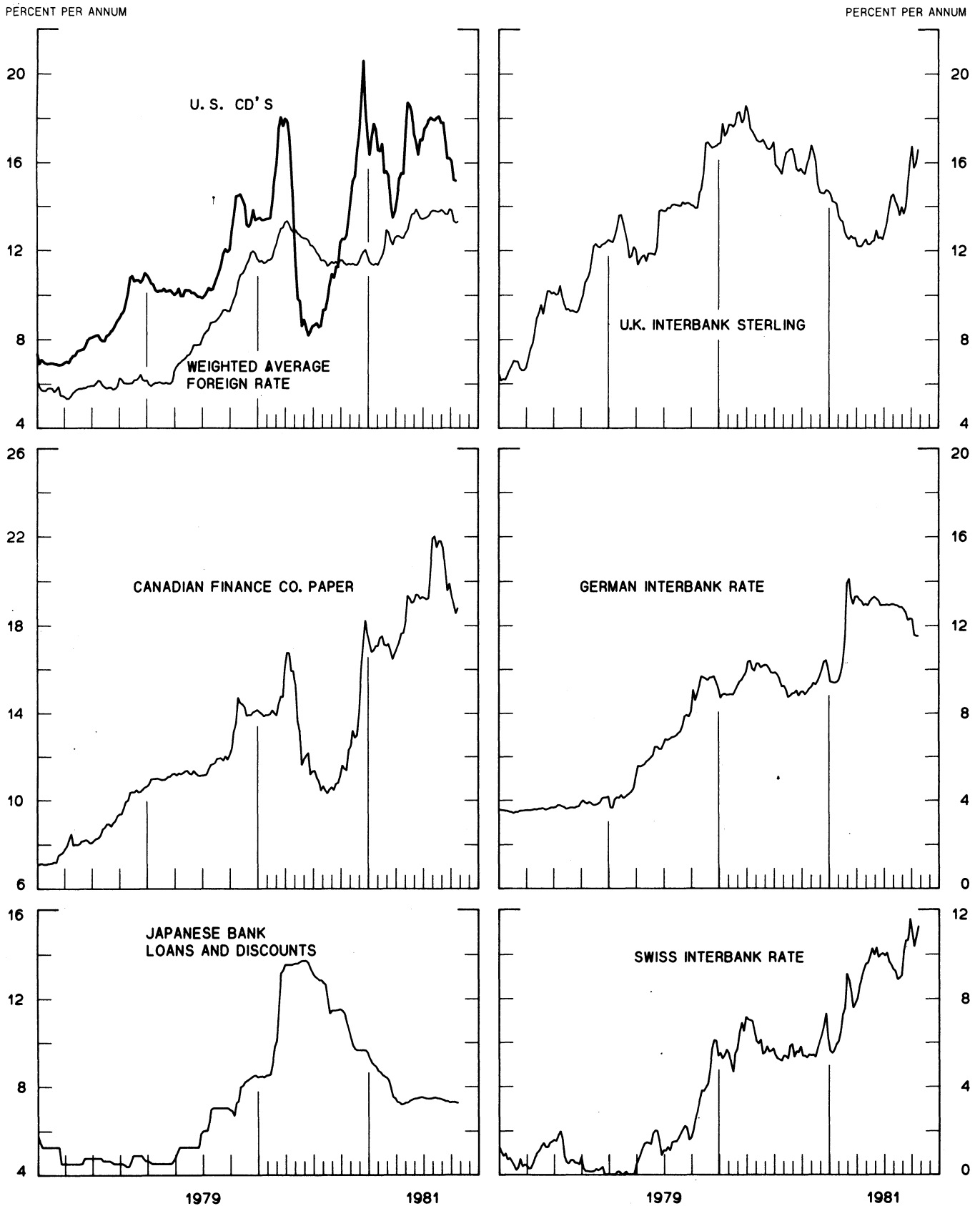


CHART 6
EURO-DOLLAR DEPOSIT RATES LONDON
AVERAGES FOR WEEK ENDING WEDNESDAY

PERCENT PER ANNUM

PERCENT PER ANNUM

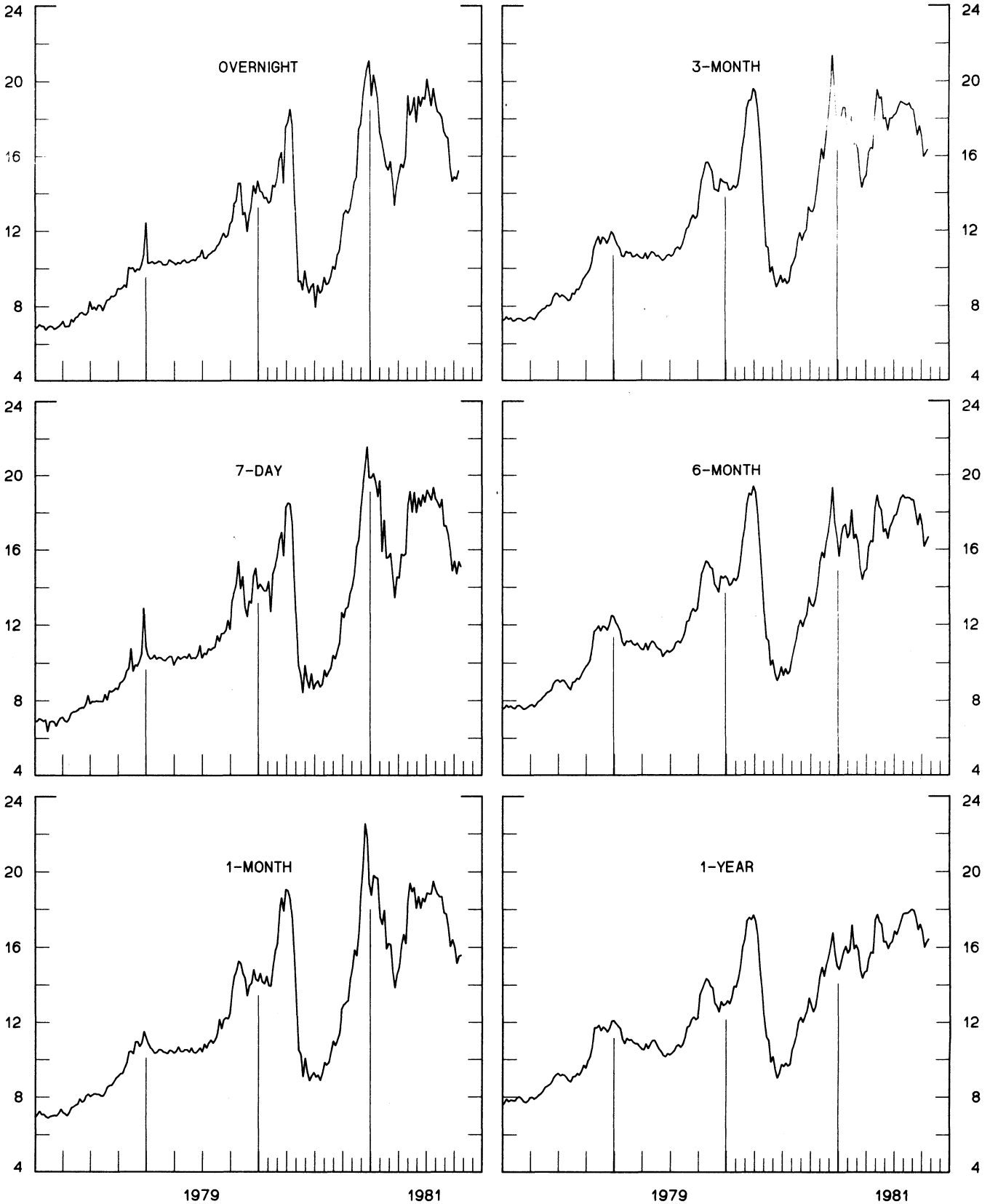
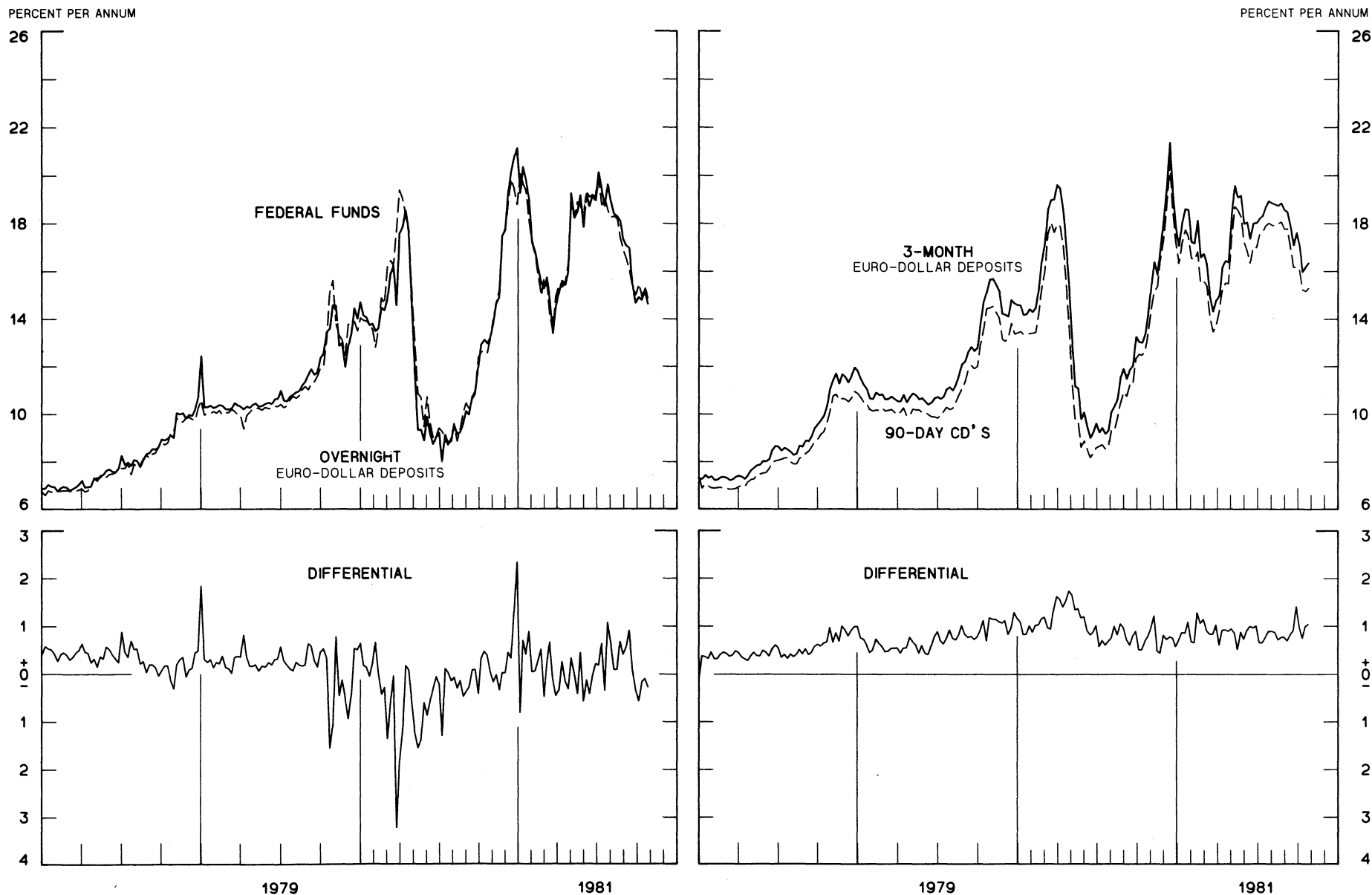


CHART 7

SELECTED EURO-DOLLAR AND U. S. MONEY MARKET RATES

DIFFERENTIAL: PLUS(+), FAVORS BORROWING IN U. S.
AVERAGES FOR WEEK ENDING WEDNESDAY

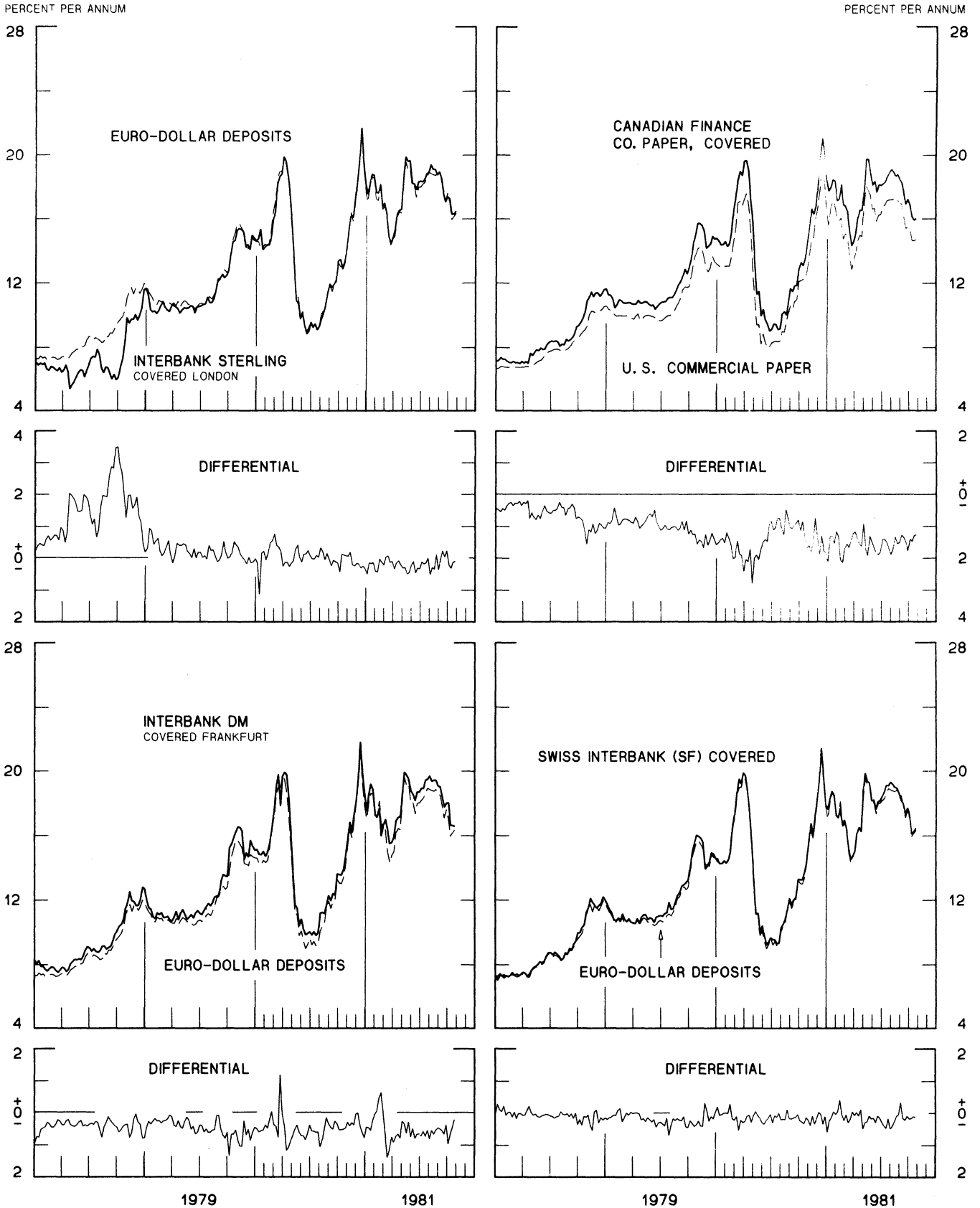


1 PERCENT ON DIFFERENTIAL SCALE = 2 PERCENT ON RATE SCALE

CHART 8

INTEREST ARBITRAGE: 3-MONTH FUNDS

DIFFERENTIAL: PLUS(+), INDICATES FAVOR DOLLAR ASSETS
AVERAGES FOR WEEK ENDING WEDNESDAY



1 PERCENT ON DIFFERENTIAL SCALE = 2 PERCENT ON RATE SCALE

CHART 9
LONG-TERM GOVERNMENT BOND YIELDS
 WEEKLY SERIES

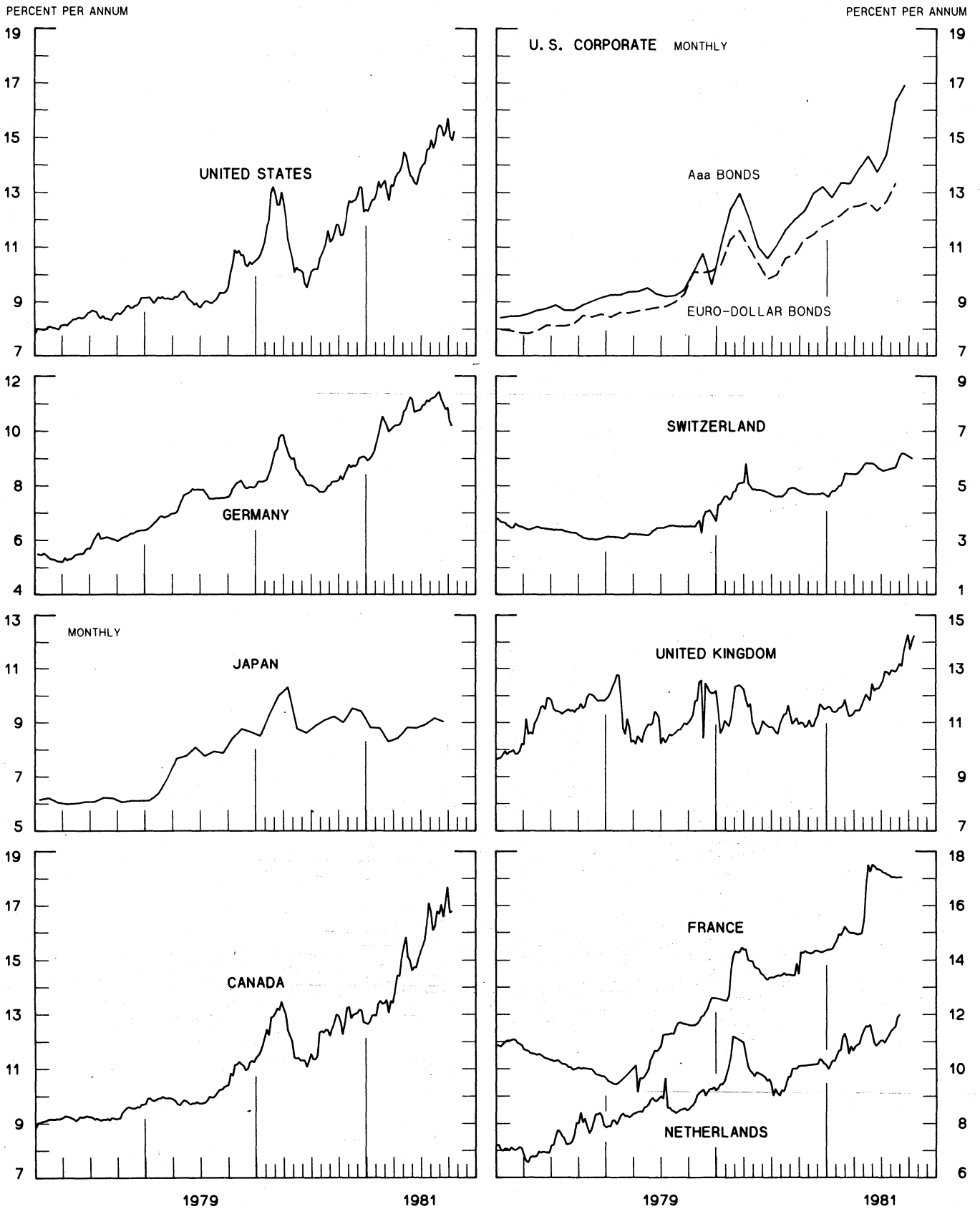
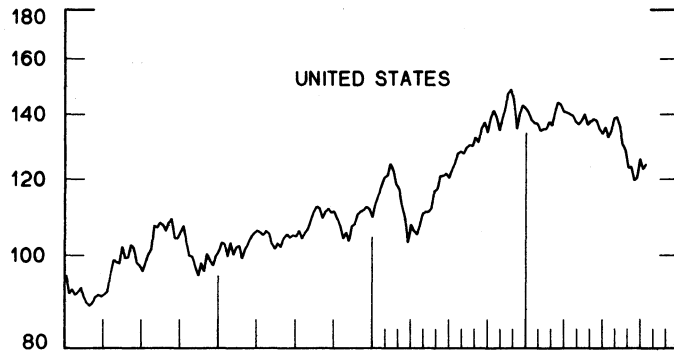
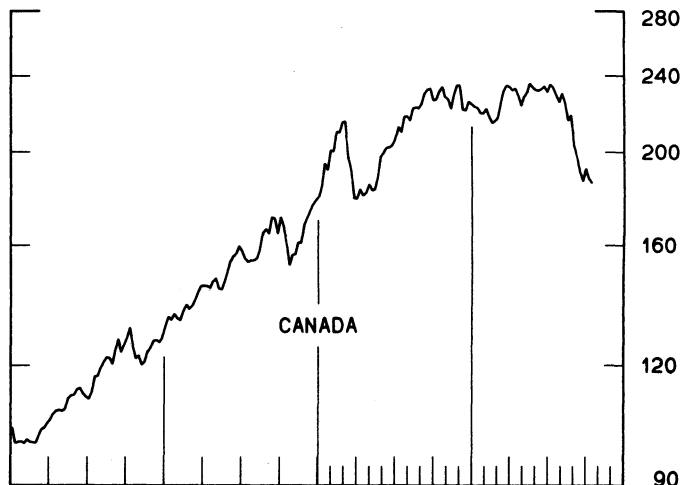
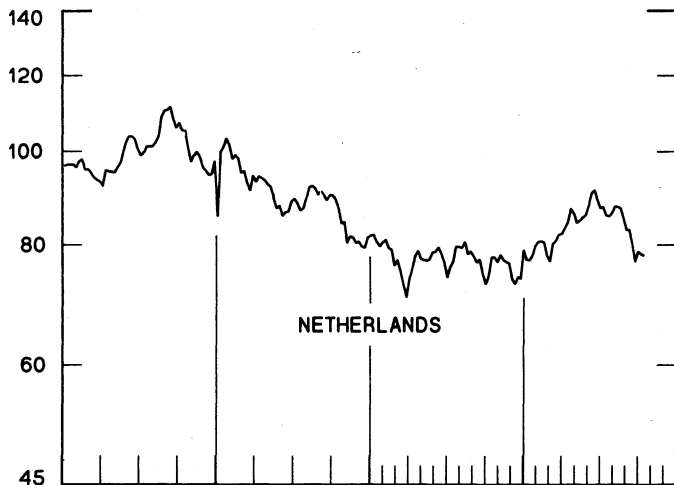
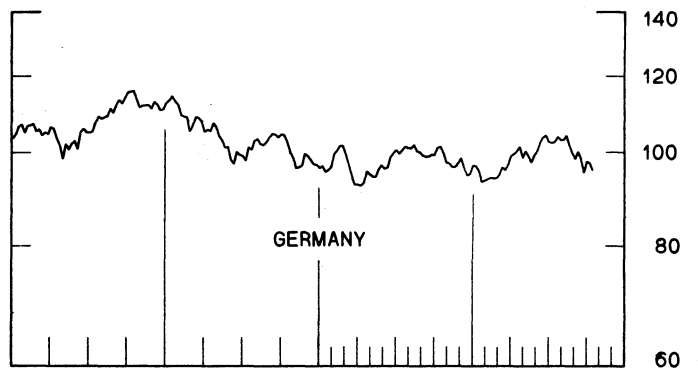
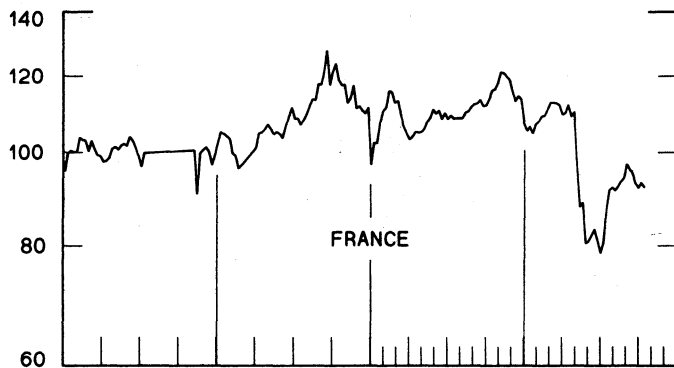
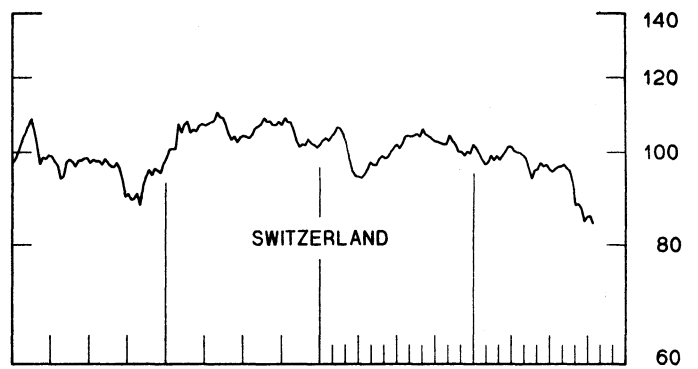
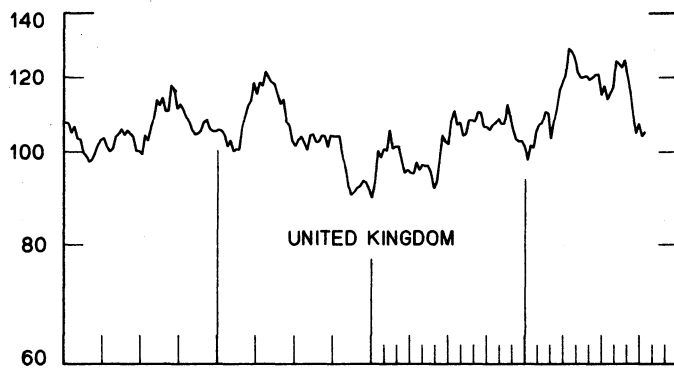
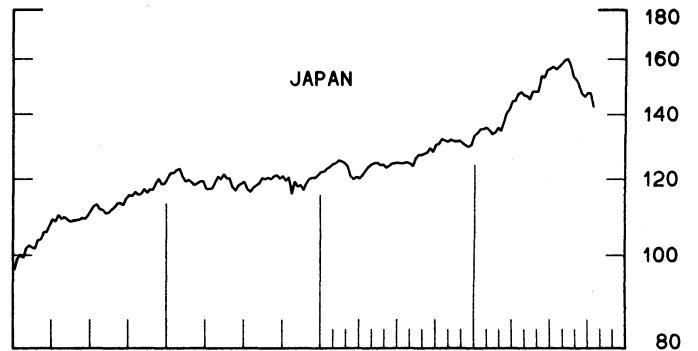


CHART 10
INDUSTRIAL STOCK INDICES
 WEEKLY SERIES

RATIO SCALE
 1969=100



RATIO SCALE
 1969=100



1979

1981

1979

1981

SERIES NAME

LAST VALUE PLOTTED
DATE VALUE

CHART 1. SPOT EXCHANGE RATES AND INDICES

WEEKLY AVERAGES, NOON BUYING RATES (U.S. CENTS)

GERMAN MARK	OCT. 28	43.62
JAPANESE YEN	OCT. 28	0.42703
DUTCH GUILDER	OCT. 28	39.51
U.K. POUND	OCT. 28	181.51
CANADIAN DOLLAR	OCT. 28	82.86
FRENCH FRANC	OCT. 28	17.38
SWISS FRANC	OCT. 28	52.64
BELGIAN FRANC	OCT. 28	2.61294
ITALIAN LIRA	OCT. 28	0.08232

INDICES, MARCH 1973 BASE RATES = 100

GERMAN MARK	OCT. 28	122.71
JAPANESE YEN	OCT. 28	111.81
DUTCH GUILDER	OCT. 28	113.42
U.K. POUND	OCT. 28	73.42
CANADIAN DOLLAR	OCT. 28	82.58
FRENCH FRANC	OCT. 28	78.32
SWISS FRANC	OCT. 28	169.34
BELGIAN FRANC	OCT. 28	102.96
ITALIAN LIRA	OCT. 28	46.76

WEIGHTED AVERAGE EXCHANGE VALUE INDICES, MAR 1973 = 100
(G-10 COUNTRIES PLUS SWITZERLAND)

U.S. DOLLAR	OCT. 28	107.92
GERMAN MARK	OCT. 28	137.23
JAPANESE YEN	OCT. 28	121.19
DUTCH GUILDER	OCT. 28	121.99
U.K. POUND	OCT. 28	75.96
CANADIAN DOLLAR	OCT. 28	86.80
FRENCH FRANC	OCT. 28	81.42
SWISS FRANC	OCT. 28	182.87
BELGIAN FRANC	OCT. 28	109.84
ITALIAN LIRA	OCT. 28	47.07
SWEDISH KRONA	OCT. 28	83.03

CHART 2. 3-MONTH FORWARD EXCHANGE RATES, PREMIUM OR DISCOUNT

CANADIAN DOLLAR	OCT. 28	-2.65
U.K. POUND	OCT. 28	-0.12
GERMAN MARK	OCT. 28	4.90
FRENCH FRANC	OCT. 28	-1.17
SWISS FRANC	OCT. 28	5.08
DUTCH GUILDER	OCT. 28	3.40
JAPANESE YEN	OCT. 28	9.04
ITALIAN LIRA	OCT. 28	-6.04

SERIES NAME	LAST VALUE PLOTTED	
	DATE	VALUE
CHART 3. GOLD PRICE IN LONDON, AFTERNOON FIXING		
U.S. DOLLARS PER FINE OUNCE	OCT. 28	430.09
CHART 4. CALL MONEY RATES		
U.S. FEDERAL FUNDS	OCT. 28	14.87
OVERNIGHT EURO-DOLLAR DEPOSITS	OCT. 28	14.60
U.K. 2-DAY LOCAL AUTHORITY DEPOSITS	OCT. 23	15.50
CANADA	OCT. 16	19.54
GERMANY	OCT. 23	11.00
EURO-DM	OCT. 16	11.08
JAPAN	OCT. 23	7.00
FRANCE	OCT. 23	16.00
NETHERLANDS	SEPT. 4	13.70
EURO-SWISS FRANC	OCT. 16	7.63
CHART 5. 3-MONTH INTEREST RATES		
U.S. 90-DAY CD'S, SECONDARY MARKET	OCT. 28	15.30
GERMAN INTERBANK LOAN	OCT. 28	11.52
JAPANESE BANK LOANS & DISCOUNTS	OCT. 28	7.22
CANADIAN FINANCE PAPER	OCT. 28	18.77
INTERBANK STERLING	OCT. 28	16.58
SWISS INTERBANK LOAN	OCT. 28	11.25
WEIGHTED AVERAGE FOREIGN INTEREST RATE (G-10 COUNTRIES PLUS SWITZERLAND)	OCT. 28	13.29
CHART 6. EURO-DOLLAR DEPOSIT RATES: LONDON		
OVERNIGHT	OCT. 28	14.60
7-DAY	OCT. 28	15.07
1-MONTH	OCT. 28	15.58
3-MONTH	OCT. 28	16.35
6-MONTH	OCT. 28	16.66
1-YEAR	OCT. 28	16.44
CHART 7. SELECTED EURO-DOLLAR AND U.S. MONEY MARKET RATES		
OVERNIGHT EURO-DOLLAR DEPOSITS	OCT. 28	14.60
U.S. FEDERAL FUNDS	OCT. 28	14.87
DIFFERENTIAL ADJ. FOR RESERVE REQUIREMENTS	OCT. 28	-0.27
3-MONTH EURO-DOLLAR DEPOSIT RATE	OCT. 28	16.35
U.S. 90-DAY CD'S, SECONDARY MARKET	OCT. 28	15.30
DIFFERENTIAL	OCT. 28	1.05

SERIES NAME

LAST VALUE PLOTTED
DATE VALUE

CHART 8. INTEREST ARBITRAGE, 3-MONTH FUNDS

EURO-DOLLAR DEPOSIT	OCT. 28	16.35
INTERBANK STERLING (LONDON), COVERED	OCT. 28	16.45
DIFFERENTIAL	OCT. 28	-0.10
U.S. COMMERCIAL PAPER	OCT. 28	14.74
CANADIAN FINANCE PAPER, COVERED	OCT. 28	16.00
DIFFERENTIAL	OCT. 28	-1.26
EURO-DOLLAR DEPOSIT	OCT. 28	16.35
INTERBANK DM (FRANKFURT), COVERED	OCT. 28	16.57
DIFFERENTIAL	OCT. 28	-0.21
EURO-DOLLAR DEPOSIT	OCT. 28	16.35
SWISS INTERBANK, COVERED	OCT. 28	16.47
DIFFERENTIAL	OCT. 28	-0.12

CHART 9. LONG TERM GOVERNMENT BOND YIELDS

UNITED STATES	OCT. 23	15.21
GERMANY	OCT. 16	10.18
JAPAN (MONTHLY)	SEPT.	9.03
SWITZERLAND	OCT. 16	6.00
CANADA	OCT. 16	16.77
FRANCE	SEPT. 11	17.04
NETHERLANDS	SEPT. 4	11.98
UNITED KINGDOM	OCT. 23	14.23


U.S. CORPORATE

AAA BONDS	SEPT.	16.92
EURO-DOLLAR BONDS	AUG.	13.33

CHART 10. STOCK INDICES

UNITED STATES	OCT. 21	124.05
UNITED KINGDOM	OCT. 21	104.76
CANADA	OCT. 21	185.69
GERMANY	OCT. 21	95.71
SWITZERLAND	OCT. 21	84.08
NETHERLANDS	OCT. 21	77.95
FRANCE	OCT. 21	91.87
JAPAN	OCT. 21	142.36

FEDERAL RESERVE statistical release



H. 10 (512)

FOREIGN EXCHANGE RATES

OCTOBER 30, 1981

FOR THE WEEK ENDING OCTOBER 30, 1981

The Board of Governors of the Federal Reserve System is advised that the Federal Reserve Bank of New York has certified for customs purposes the following noon buying rate in New York City for cable transfers payable in foreign currencies:

COUNTRY	MONETARY UNIT	(RATE U.S. CENTS)				
		OCT. 26	OCT. 27	OCT. 28	OCT. 29	OCT. 30
AUSTRALIA	DOLLAR	113.2900	113.3600	113.4800	113.5500	113.7000
AUSTRIA	SCHILLING	6.26959	6.19195	6.20347	6.25391	6.32911
BELGIUM	FRANC	2.59336	2.60078	2.62123	2.63089	2.65393
CANADA	DOLLAR	82.7746	82.7541	82.8226	82.9394	83.1256
DENMARK	KRONE	13.4798	13.4862	13.6008	13.6659	13.8026
FINLAND	MARKKA	22.2025	22.2816	22.3289	22.3513	22.6757
FRANCE	FRANC	17.2443	17.2861	17.3822	17.5747	17.6835
GERMANY	D. MARK	43.2900	43.3745	43.6491	44.0529	44.5732
INDIA	RUPEE	10.8225	10.8932	10.9051	10.9529	10.9529
IRELAND	POUND	152.6000	153.6000	154.5000	155.7000	156.8000
ITALY	LIRA	0.08170	0.08197	0.08217	0.08264	0.08340
JAPAN	YEN	0.42346	0.42599	0.42726	0.42671	0.42955
MALAYSIA	DOLLAR	43.5161	43.3463	43.5350	43.5161	43.8212
MEXICO	PESO	3.9216	3.9185	3.9185	3.9154	3.9124
NETHERLANDS	GUILDER	39.2311	39.3005	39.5257	39.9600	40.4449
NEW ZEALAND	DOLLAR	81.3000	81.5000	81.5000	81.8000	82.1000
NORWAY	KRONE	16.5153	16.5631	16.7098	16.6945	16.8279
PORTUGAL	ESCUDO	1.5152	1.5175	1.5232	1.5232	1.5480
SOUTH AFRICA	RAND	103.2000	103.1000	103.0000	103.4500	103.7200
SPAIN	PESETA	1.0135	1.0190	1.0202	1.0241	1.0370
SRI LANKA	RUPEE	4.8204	4.8204	4.8204	4.8204	4.8204
SWEDEN	KRONA	17.6772	17.6866	17.7841	17.8444	17.9727
SWITZERLAND	FRANC	52.1648	52.3972	53.1068	53.7634	54.4959
UNITED KINGDOM	POUND	180.5000	181.0800	182.4500	183.1500	186.2000