

(516/517)

2113

Selected Interest & Exchange Rates

Weekly Series of Charts

October 13, 1981

Prepared by the
FINANCIAL MARKETS
SECTION

DIVISION OF
INTERNATIONAL FINANCE

BOARD OF GOVERNORS
FEDERAL RESERVE SYSTEM
Washington, D.C. 20551

Table of Contents

TABLES

1. LATEST FIGURES PLOTTED
2. DAILY CERTIFIED SPOT EXCHANGE RATES--
H.10 RELEASE

CHARTS

1. SPOT EXCHANGE RATE INDICES
2. 3-MONTH FORWARD EXCHANGE RATES
3. GOLD PRICE--LONDON
4. CALL MONEY RATES
5. 3-MONTH INTEREST RATES
6. EURO-DOLLAR DEPOSIT RATES
7. SELECTED EURO-DOLLAR AND
U.S. MONEY MARKET RATES
8. INTEREST ARBITRAGE: 3-MONTH FUNDS
9. LONG-TERM GOVERNMENT BOND YIELDS
10. INDUSTRIAL STOCK INDICES

SUBSCRIPTION RATES:

Weekly \$15.00 per year or \$.40 each in the United States, its possessions, Canada, and Mexico; 10 or more of the same issue to one address, \$13.50 per year or \$.35 each. Elsewhere, \$20.00 per year or \$.50 each. Address requests to Publications Services, Division of Administrative Services, and make payment remittance payable to the order of the Board of Governors of the Federal Reserve System in a form collectible at par in U.S. Currency.

SPOT EXCHANGE INDICES

DOLLAR PRICES OF FOREIGN CURRENCIES AND WEIGHTED AVERAGE VALUES (THIN LINE)
AVERAGES FOR WEEK ENDING WEDNESDAY

RATIO SCALE
MARCH 1973=100

RATIO SCALE
MARCH 1973=100

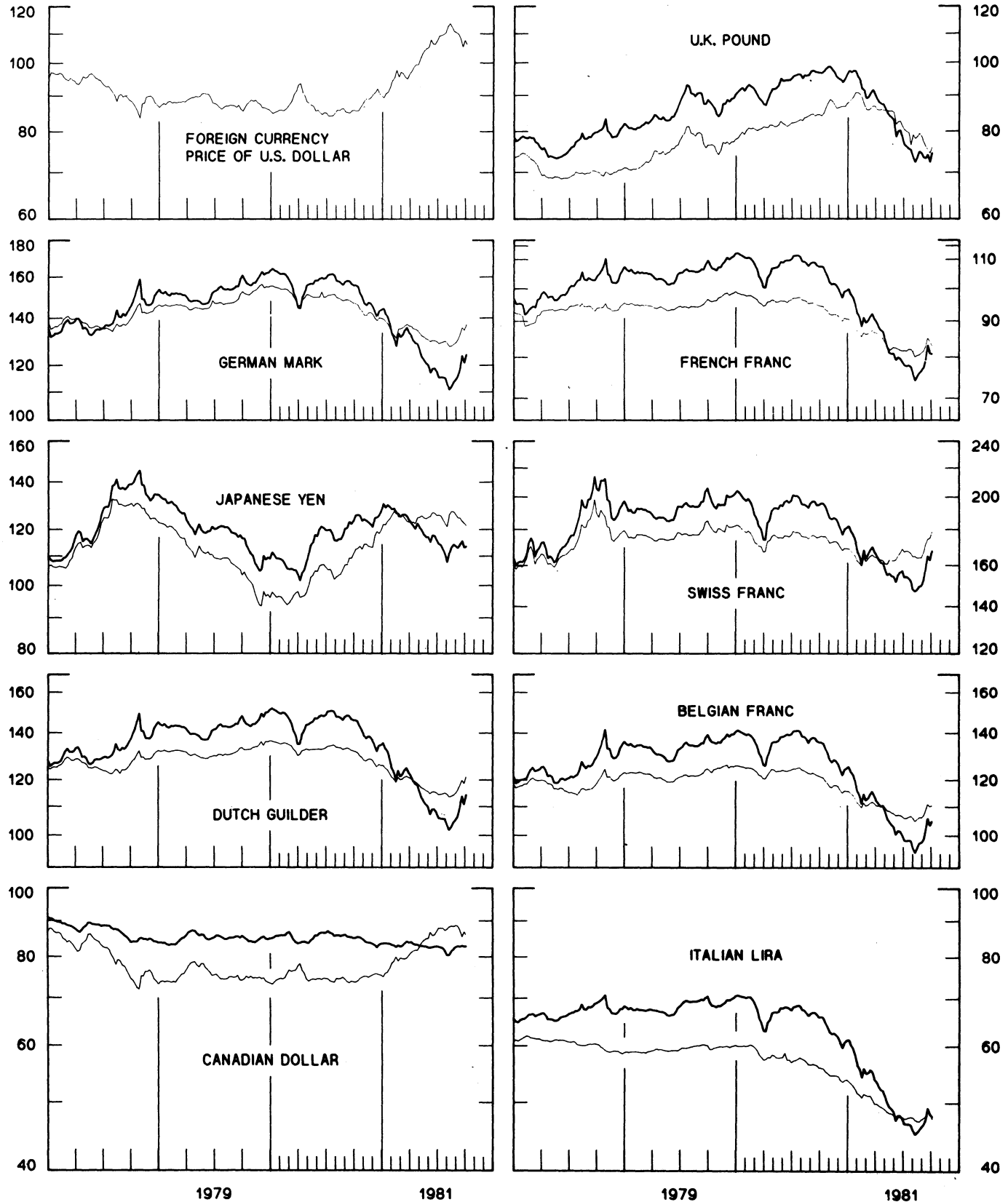


CHART 2
3-MONTH FORWARD EXCHANGE RATES

PREMIUM (+) OR (-)
 AVERAGES FOR WEEK ENDING WEDNESDAY

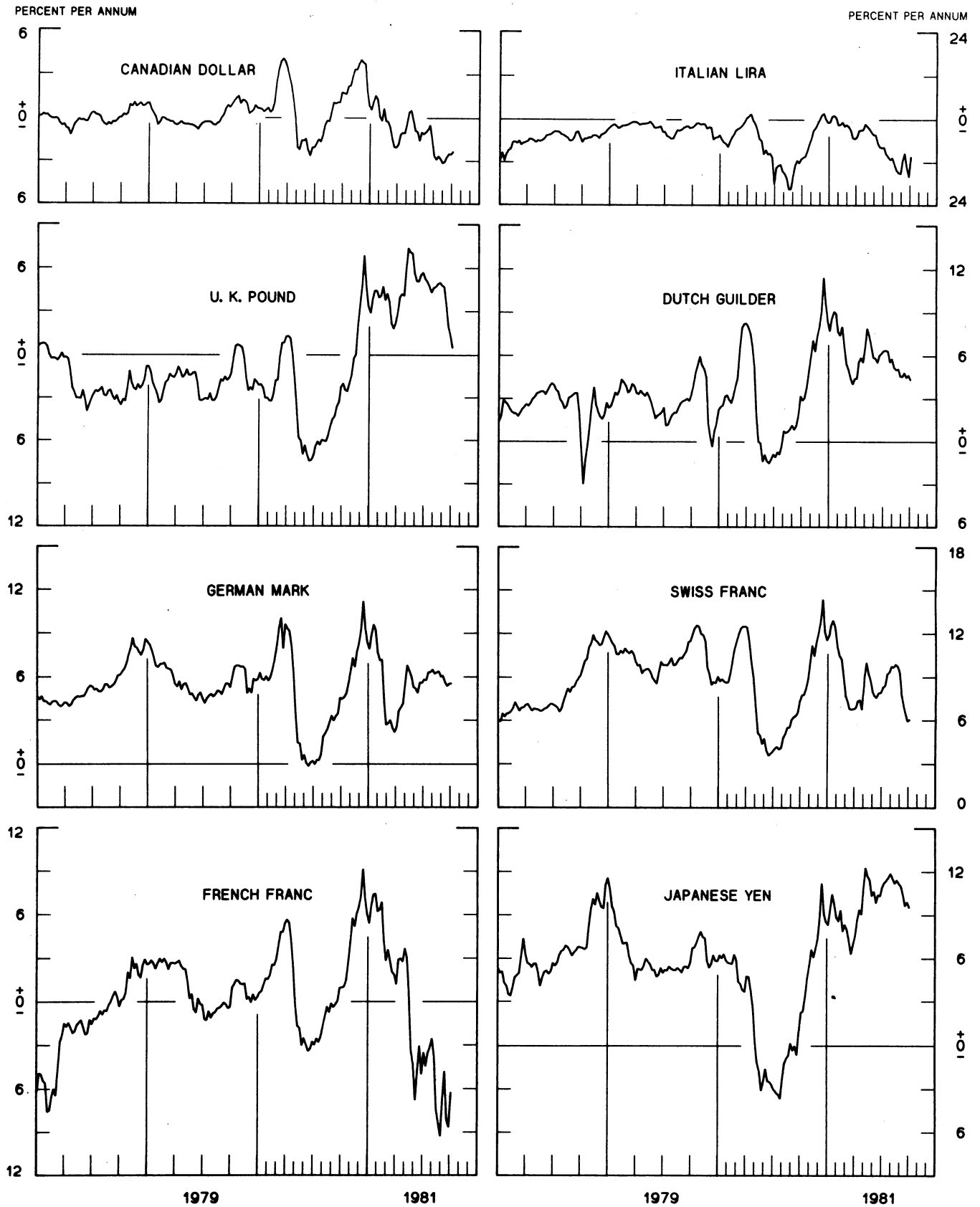


CHART 3
PRICE OF GOLD IN LONDON
AVERAGES FOR WEEK ENDING WEDNESDAY

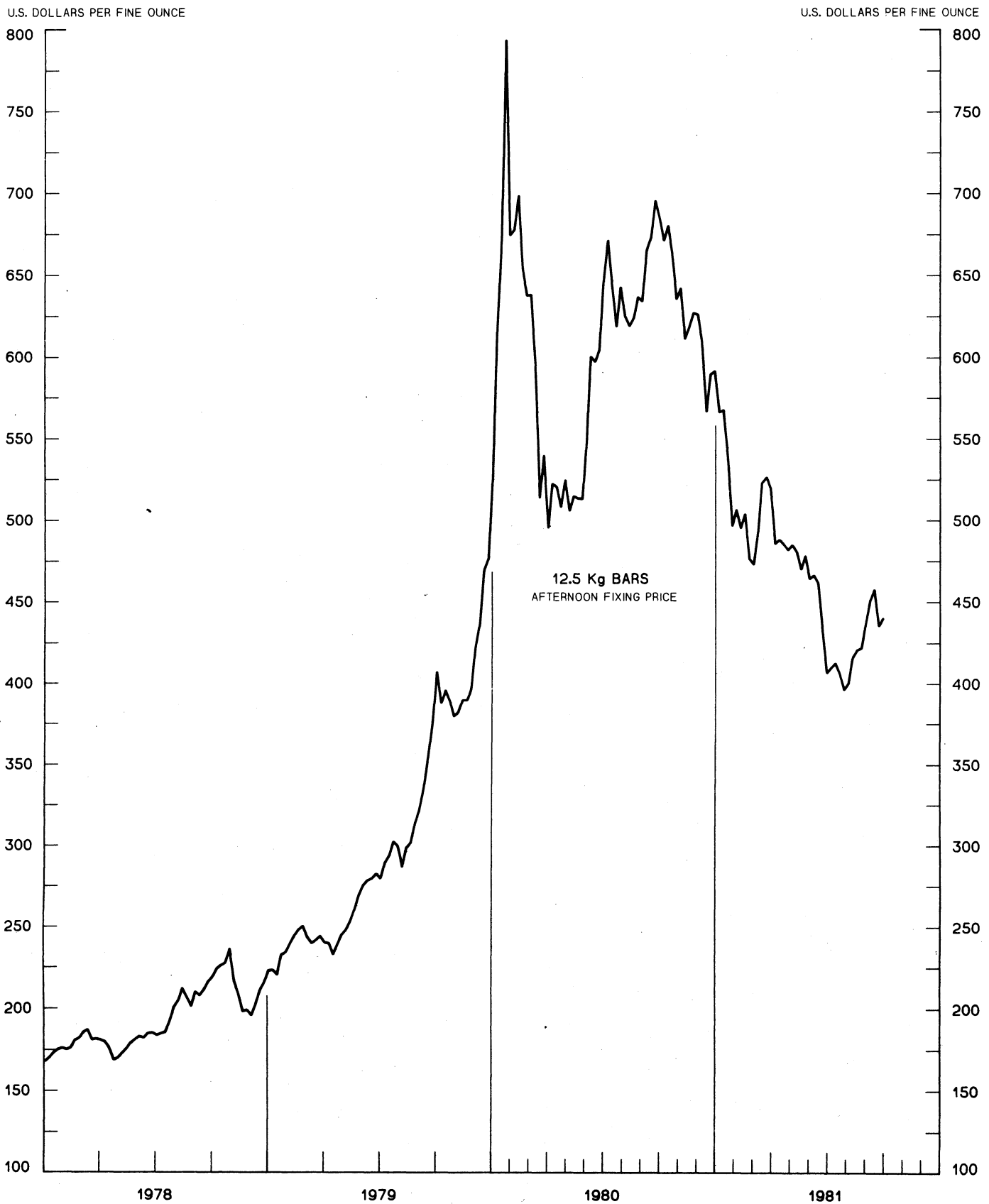
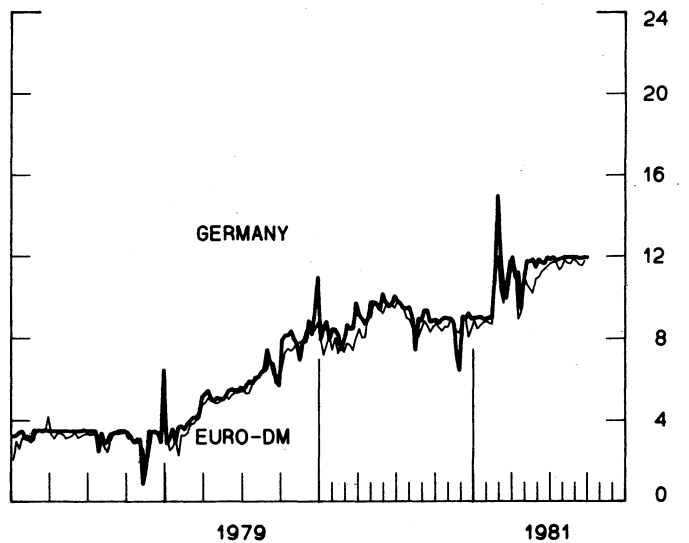
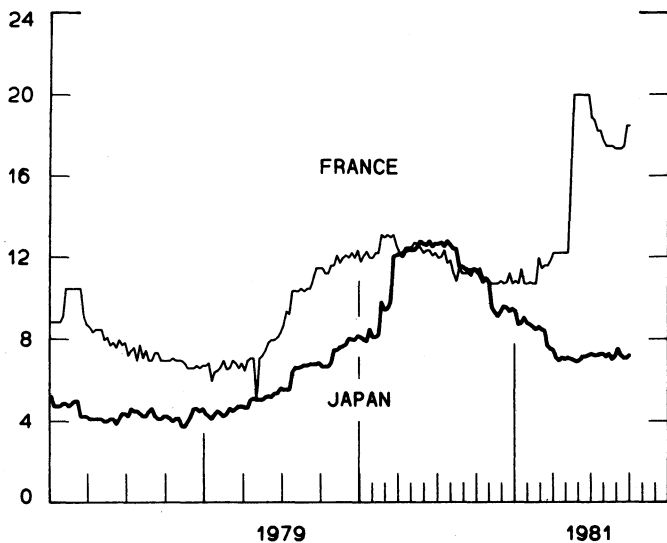
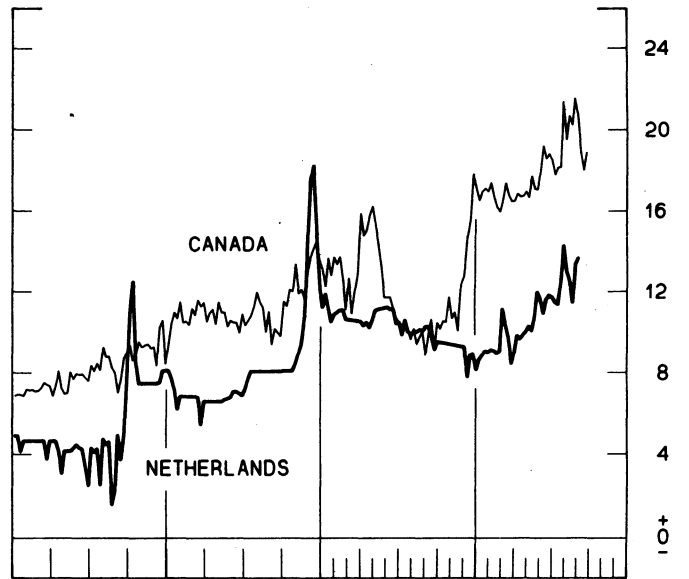
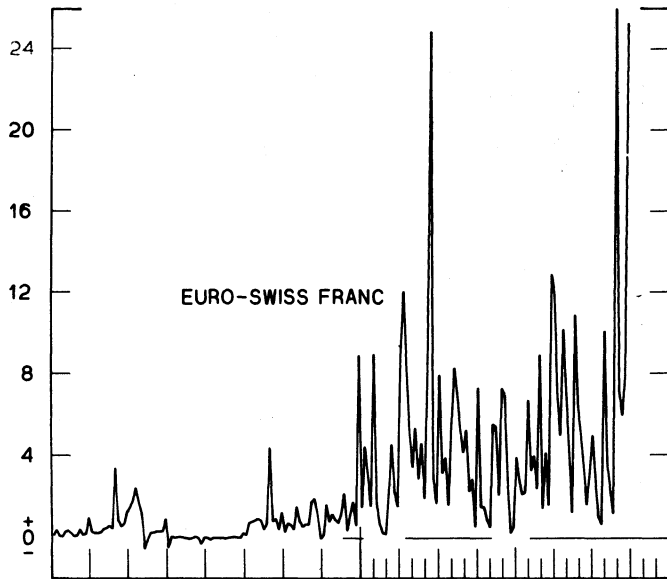
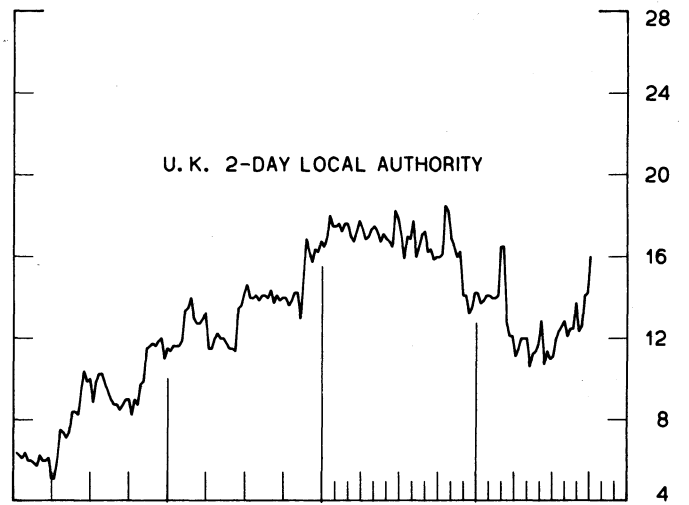
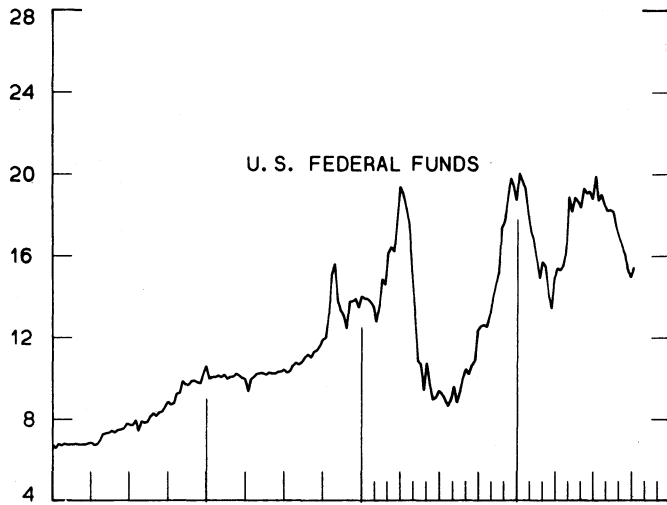


CHART 4
CALL MONEY RATES
WEEKLY SERIES

PERCENT PER ANNUM

PERCENT PER ANNUM



1979

1981

1979

1981

CHART 5
3-MONTH INTEREST RATES
 WEEKLY SERIES

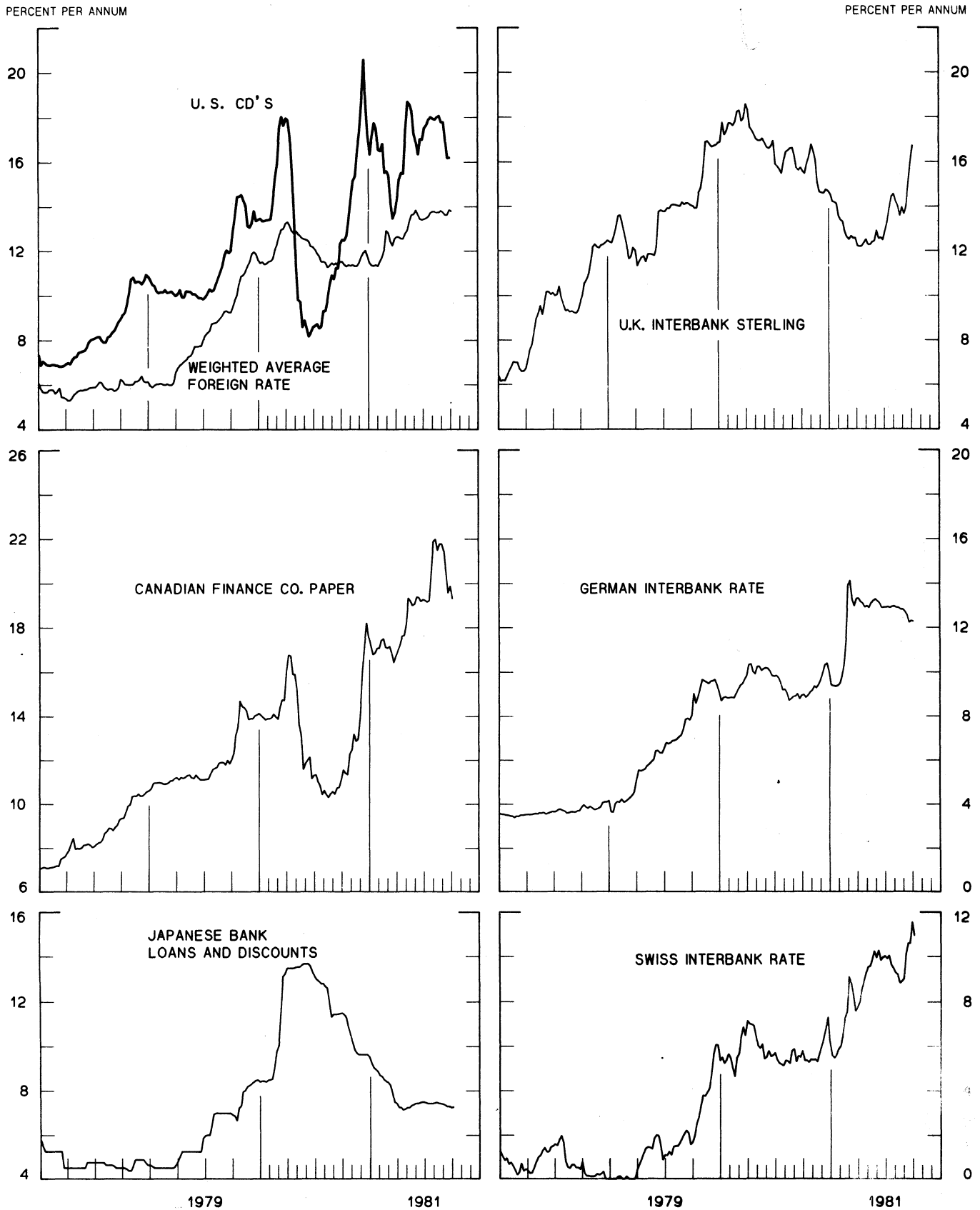


CHART 6
EURO-DOLLAR DEPOSIT RATES LONDON
AVERAGES FOR WEEK ENDING WEDNESDAY

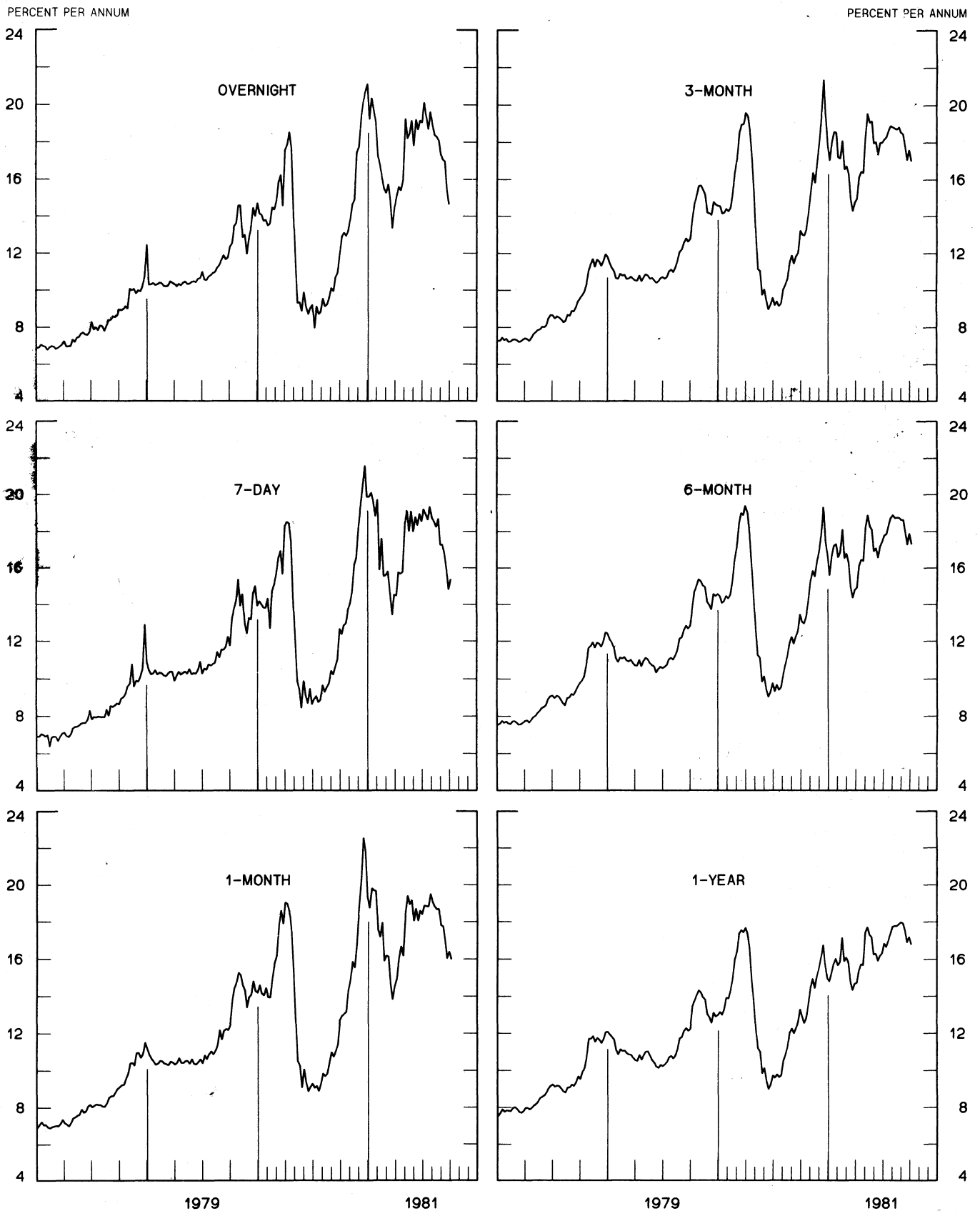
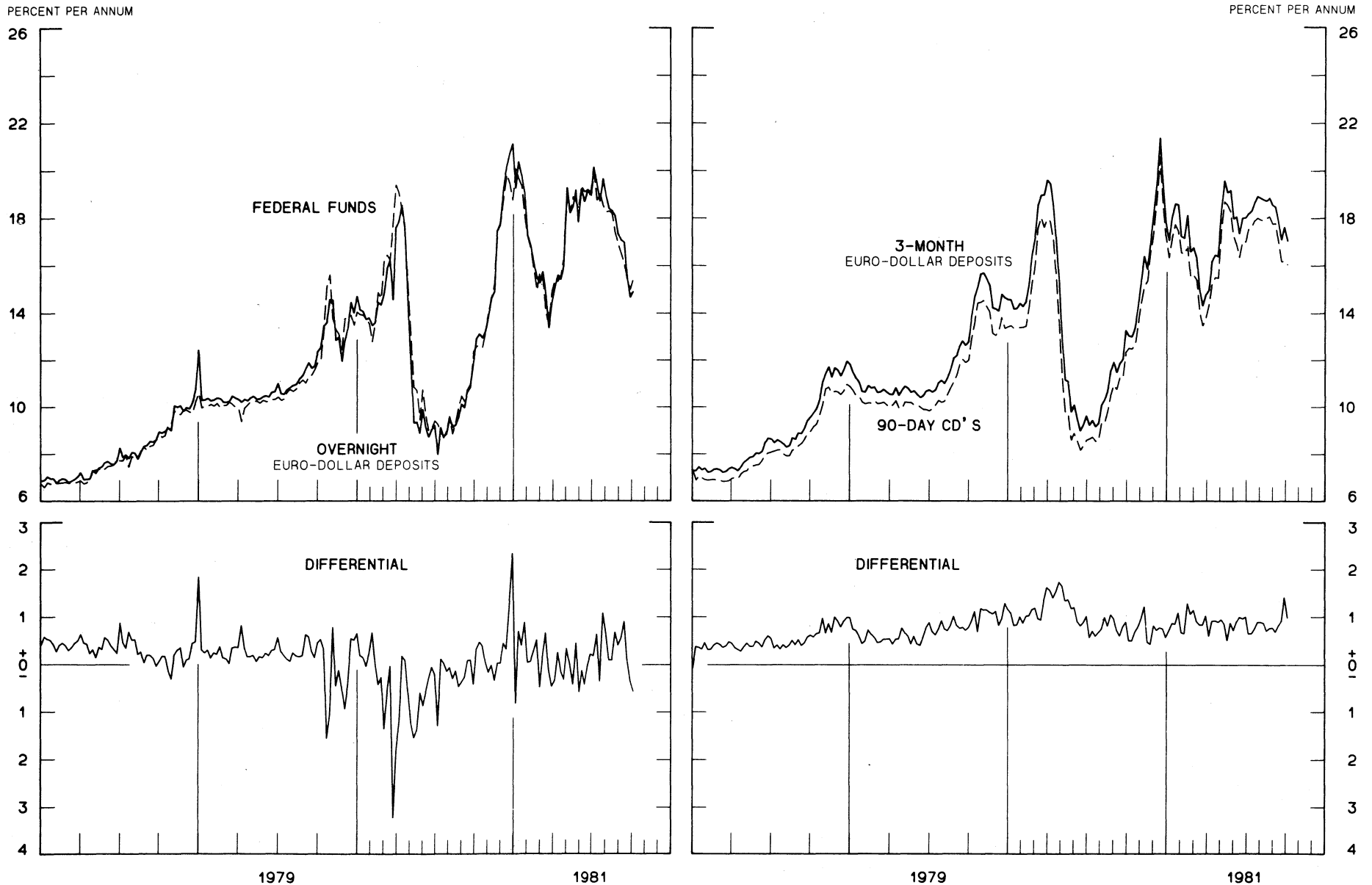


CHART 7
SELECTED EURO-DOLLAR AND U. S. MONEY MARKET RATES

DIFFERENTIAL: PLUS(+), FAVORS BORROWING IN U. S.
 AVERAGES FOR WEEK ENDING WEDNESDAY



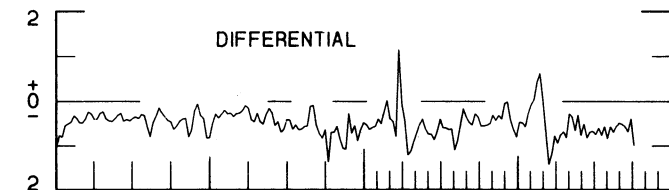
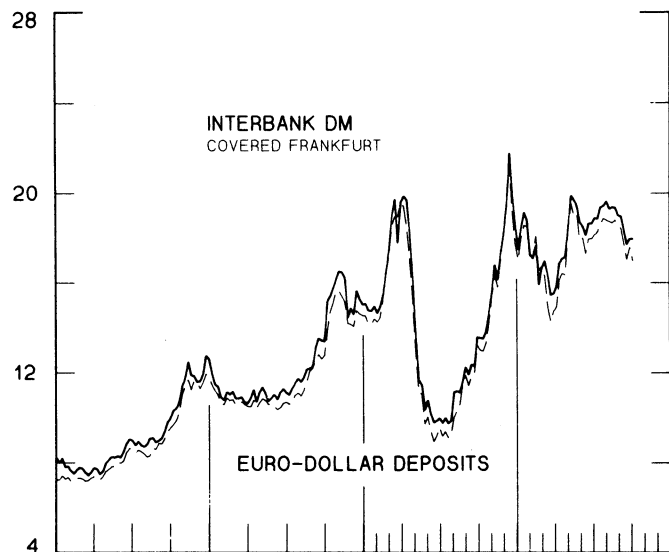
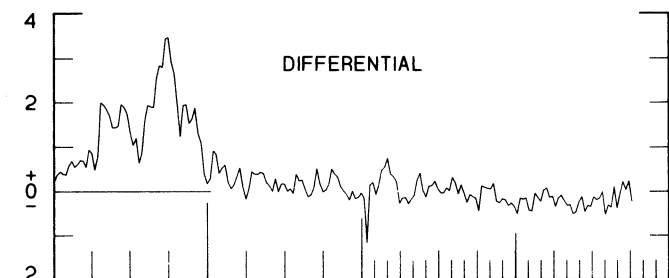
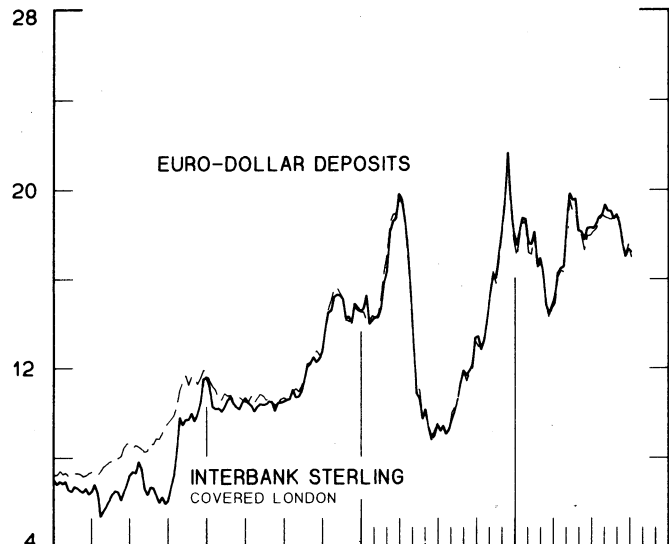
1 PERCENT ON DIFFERENTIAL SCALE = 2 PERCENT ON RATE SCALE

CHART 8

INTEREST ARBITRAGE: 3-MONTH FUNDS

DIFFERENTIAL: PLUS(+), INDICATES FAVOR DOLLAR ASSETS
AVERAGES FOR WEEK ENDING WEDNESDAY

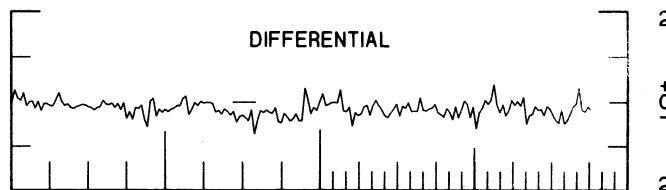
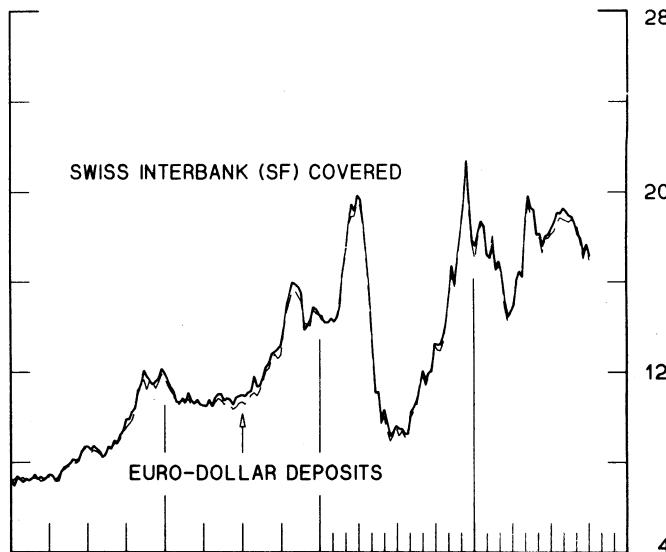
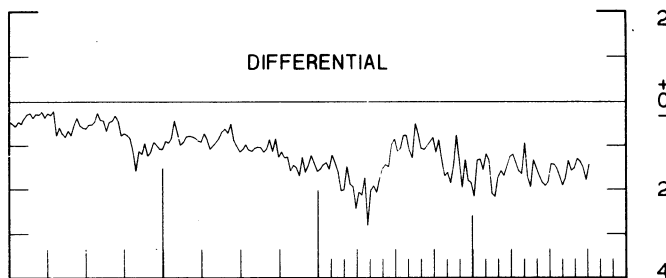
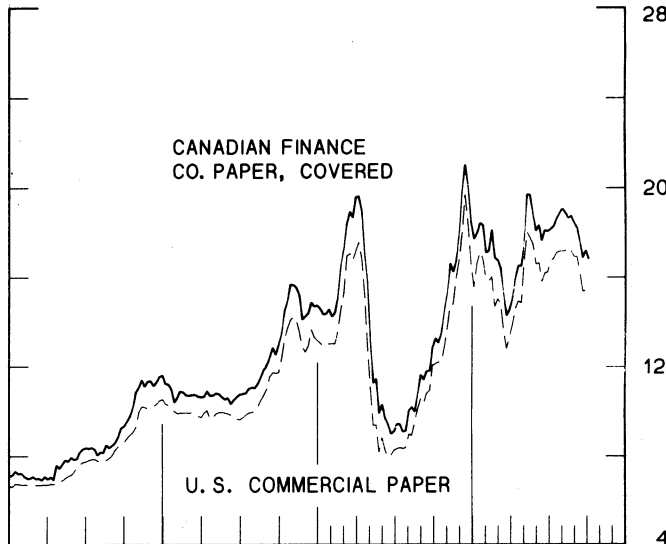
PERCENT PER ANNUM



1979

1981

PERCENT PER ANNUM



1979

1981

1 PERCENT ON DIFFERENTIAL SCALE = 2 PERCENT ON RATE SCALE

CHART 9
LONG-TERM GOVERNMENT BOND YIELDS
 WEEKLY SERIES

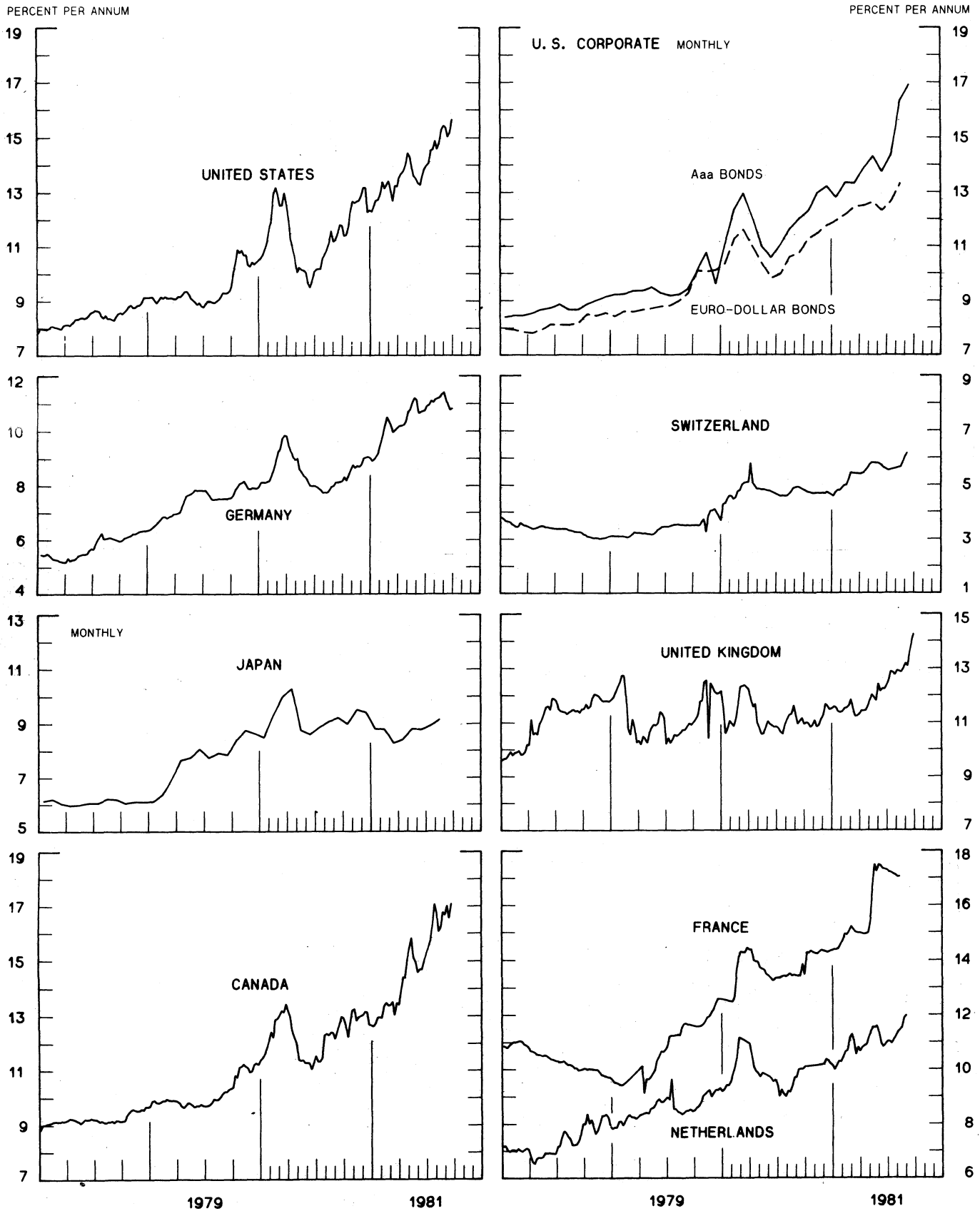
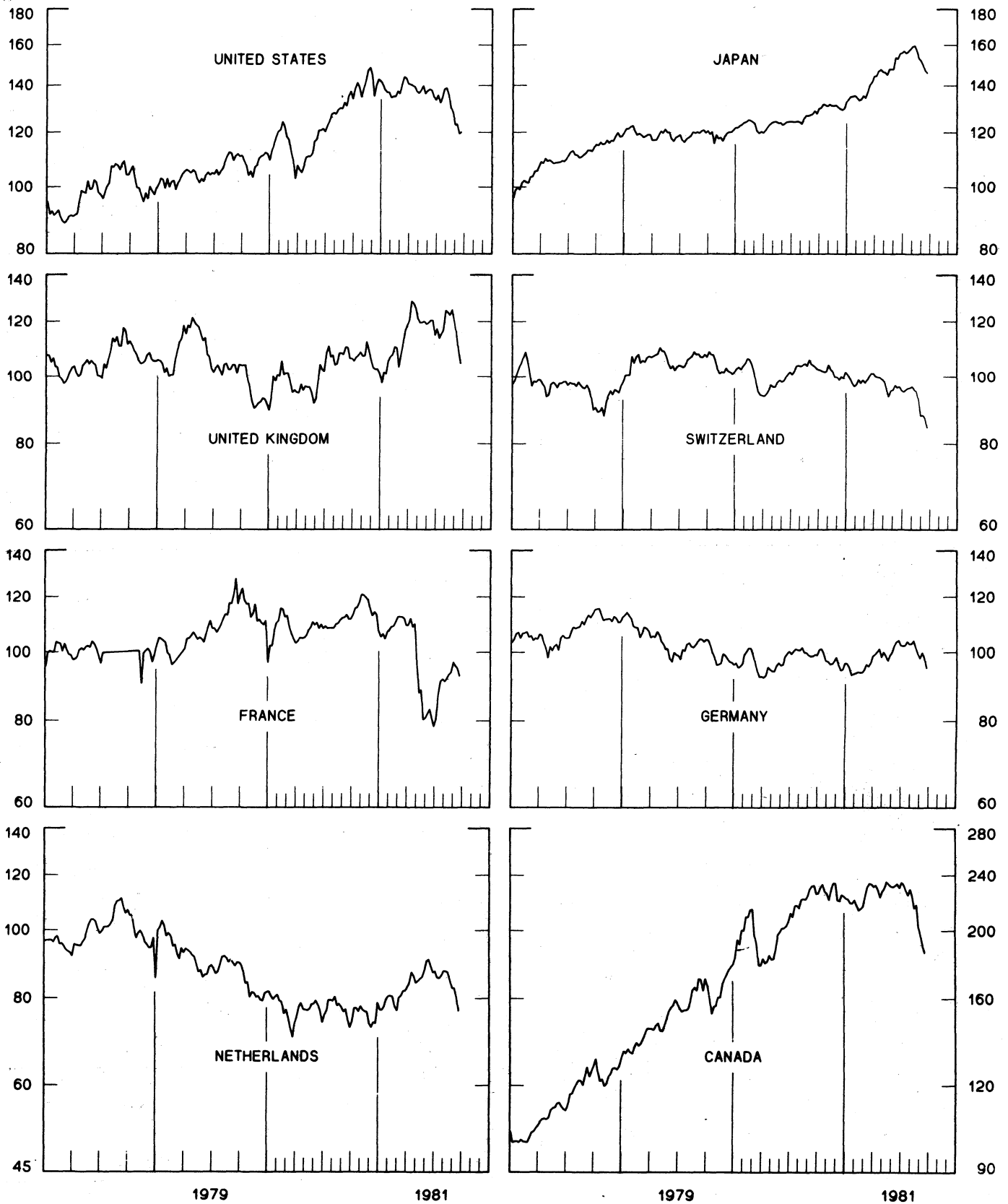


CHART 10
INDUSTRIAL STOCK INDICES
 WEEKLY SERIES

RATIO SCALE
 1969=100

RATIO SCALE
 1969=100



SERIES NAME

LAST VALUE PLOTTED
DATE VALUE

CHART 1. SPOT EXCHANGE RATES AND INDICES

WEEKLY AVERAGES, NOON BUYING RATES (U.S. CENTS)

GERMAN MARK	OCT. 7	44.21
JAPANESE YEN	OCT. 7	0.43419
DUTCH GUILDER	OCT. 7	39.89
U.K. POUND	OCT. 7	184.39
CANADIAN DOLLAR	OCT. 7	83.22
FRENCH FRANC	OCT. 7	17.94
SWISS FRANC	OCT. 7	52.24
BELGIAN FRANC	OCT. 7	2.66643
ITALIAN LIRA	OCT. 7	0.08436

INDICES, MARCH 1973 BASE RATES = 100

GERMAN MARK	OCT. 7	124.36
JAPANESE YEN	OCT. 7	113.69
DUTCH GUILDER	OCT. 7	114.51
U.K. POUND	OCT. 7	74.58
CANADIAN DOLLAR	OCT. 7	82.94
FRENCH FRANC	OCT. 7	80.83
SWISS FRANC	OCT. 7	168.06
BELGIAN FRANC	OCT. 7	105.07
ITALIAN LIRA	OCT. 7	47.92

WEIGHTED AVERAGE EXCHANGE VALUE INDICES, MAR 1973 = 100
(G-10 COUNTRIES PLUS SWITZERLAND)

U.S. DOLLAR	OCT. 7	106.18
GERMAN MARK	OCT. 7	137.34
JAPANESE YEN	OCT. 7	121.72
DUTCH GUILDER	OCT. 7	121.59
U.K. POUND	OCT. 7	76.22
CANADIAN DOLLAR	OCT. 7	86.02
FRENCH FRANC	OCT. 7	83.14
SWISS FRANC	OCT. 7	179.09
BELGIAN FRANC	OCT. 7	110.71
ITALIAN LIRA	OCT. 7	47.66
SWEDISH KRONA	OCT. 7	83.43

CHART 2. 3-MONTH FORWARD EXCHANGE RATES, PREMIUM OR DISCOUNT

CANADIAN DOLLAR	OCT. 7	-2.34
U.K. POUND	OCT. 7	0.50
GERMAN MARK	OCT. 7	5.54
FRENCH FRANC	OCT. 7	-6.22
SWISS FRANC	OCT. 7	6.08
DUTCH GUILDER	OCT. 7	4.36
JAPANESE YEN	OCT. 7	9.55
ITALIAN LIRA	OCT. 7	-10.42

SERIES NAME

LAST VALUE PLOTTED
DATE VALUE

FRASER

CHART 3. GOLD PRICE IN LONDON, AFTERNOON FIXING

U.S. DOLLARS PER FINE OUNCE	OCT. 7	440.25
-----------------------------	--------	--------

CHART 4. CALL MONEY RATES

U.S. FEDERAL FUNDS	OCT. 7	15.46
OVERNIGHT EURO-DOLLAR DEPOSITS	OCT. 7	14.90
U.K. 2-DAY LOCAL AUTHORITY DEPOSITS	OCT. 2	16.00
CANADA	SEPT. 25	18.93
GERMANY	OCT. 2	12.00
EURO-DM	SEPT. 25	11.84
JAPAN	OCT. 2	7.25
FRANCE	OCT. 2	18.50
NETHERLANDS	SEPT. 4	13.70
EURO-SWISS FRANC	SEPT. 25	25.30

CHART 5. 3-MONTH INTEREST RATES

U.S. 90-DAY CD'S, SECONDARY MARKET	OCT. 7	16.04
GERMAN INTERBANK LOAN	OCT. 7	12.28
JAPANESE BANK LOANS & DISCOUNTS	OCT. 7	7.27
CANADIAN FINANCE PAPER	OCT. 7	19.30
INTERBANK STERLING	OCT. 7	16.73
SWISS INTERBANK LOAN	OCT. 7	10.95
WEIGHTED AVERAGE FOREIGN INTEREST RATE (G-10 COUNTRIES PLUS SWITZERLAND)	OCT. 7	13.79

CHART 6. EURO-DOLLAR DEPOSIT RATES: LONDON

OVERNIGHT	OCT. 7	14.90
7-DAY	OCT. 7	15.38
1-MONTH	OCT. 7	16.00
3-MONTH	OCT. 7	17.03
6-MONTH	OCT. 7	17.33
1-YEAR	OCT. 7	16.81

CHART 7. SELECTED EURO-DOLLAR AND U.S. MONEY MARKET RATES

OVERNIGHT EURO-DOLLAR DEPOSITS	OCT. 7	14.90
U.S. FEDERAL FUNDS	OCT. 7	15.46
DIFFERENTIAL ADJ. FOR RESERVE REQUIREMENTS	OCT. 7	-0.56
3-MONTH EURO-DOLLAR DEPOSIT RATE	OCT. 7	17.03
U.S. 90-DAY CD'S, SECONDARY MARKET	OCT. 7	16.04
DIFFERENTIAL	OCT. 7	0.99

SERIES NAME

LAST VALUE PLOTTED
DATE VALUE

CHART 8. INTEREST ARBITRAGE, 3-MONTH FUNDS

EURO-DOLLAR DEPOSIT	OCT. 7	17.03
INTERBANK STERLING (LONDON), COVERED	OCT. 7	17.25
DIFFERENTIAL	OCT. 7	-0.22
U.S. COMMERCIAL PAPER	OCT. 7	15.44
CANADIAN FINANCE PAPER, COVERED	OCT. 7	16.84
DIFFERENTIAL	OCT. 7	-1.41
EURO-DOLLAR DEPOSIT	OCT. 7	17.03
INTERBANK DM (FRANKFURT), COVERED	OCT. 7	17.99
DIFFERENTIAL	OCT. 7	-0.97
EURO-DOLLAR DEPOSIT	OCT. 7	17.03
SWISS INTERBANK, COVERED	OCT. 7	17.20
DIFFERENTIAL	OCT. 7	-0.18

CHART 9. LONG TERM GOVERNMENT BOND YIELDS

UNITED STATES	OCT. 2	15.68
GERMANY	OCT. 2	10.84
JAPAN (MONTHLY)	AUG.	9.16
SWITZERLAND	SEPT. 11	6.18
CANADA	SEPT. 25	17.10
FRANCE	AUG. 14	17.05
NETHERLANDS	SEPT. 4	11.98
UNITED KINGDOM	OCT. 2	14.26

U.S. CORPORATE

AAA BONDS	SEPT.	16.92
EURO-DOLLAR BONDS	AUG.	13.33

CHART 10. STOCK INDICES

UNITED STATES	SEPT. 30	120.15
UNITED KINGDOM	SEPT. 30	104.52
CANADA	SEPT. 30	186.54
GERMANY	SEPT. 30	95.22
SWITZERLAND	SEPT. 30	84.58
NETHERLANDS	SEPT. 30	76.87
FRANCE	SEPT. 30	92.67
JAPAN	SEPT. 30	145.91

FEDERAL RESERVE statistical release



H. 10 (512)

FOREIGN EXCHANGE RATES

OCTOBER 13, 1981

FOR THE WEEK ENDING OCTOBER 9, 1981

The Board of Governors of the Federal Reserve System is advised that the Federal Reserve Bank of New York has certified for customs purposes the following noon buying rate in New York City for cable transfers payable in foreign currencies:

COUNTRY	MONETARY UNIT	(RATE U.S. CENTS)				
		OCT. 5	OCT. 6	OCT. 7	OCT. 8	OCT. 9
AUSTRALIA	DOLLAR	115.0000	114.8500	115.3200	115.3500	115.5200
AUSTRIA	SCHILLING	6.37755	6.35324	6.43915	6.40615	6.54022
BELGIUM	FRANC	2.70270	2.63922	2.69324	2.69469	2.70270
CANADA	DOLLAR	83.3959	83.3056	83.4098	83.3889	83.5074
DENMARK	KRONER	13.9519	13.7741	14.0154	14.0252	14.1945
FINLAND	MARKKA	22.6372	22.4215	22.8206	22.8571	23.0947
FRANCE	FRANC	17.9983	17.7148	17.9565	18.0930	18.1901
GERMANY	D. MARK	44.9438	44.3951	45.0653	45.3309	45.6517
INDIA	RUPEE	11.0497	10.9769	11.0132	11.1607	11.1982
IRELAND	POUND	159.5000	156.5000	159.5000	160.4000	161.6000
ITALY	LIRA	0.08460	0.08333	0.08464	0.08450	0.08580
JAPAN	YEN	0.43937	0.43403	0.43764	0.43792	0.44140
MALAYSIA	DOLLAR	43.1220	43.1313	43.2339	43.2900	43.4877
MEXICO	PESO	3.9526	3.9502	3.9479	3.9456	3.9339
NETHERLANDS	GUILDER	40.5844	40.1606	40.7083	40.8998	41.2797
NEW ZEALAND	DOLLAR	82.9300	82.5000	83.2500	83.5000	83.5500
NORWAY	KRONE	17.2384	16.9491	17.1999	17.2339	17.3010
PORTUGAL	ESCUDO	1.5408	1.5552	1.5625	1.5625	1.5798
SOUTH AFRICA	RAND	105.7000	105.8800	105.7000	105.8300	106.6500
SPAIN	PESETA	1.0466	1.0460	1.0580	1.0573	1.0728
SRI LANKA	RUPEE	4.8792	4.8792	4.8792	4.8792	4.8204
SWEDEN	KRONA	18.1983	18.0505	18.2565	18.2815	18.4247
SWITZERLAND	FRANC	52.9942	52.4934	53.2482	53.5906	54.3478
UNITED KINGDOM	POUND	185.4500	184.7000	186.9000	189.8500	190.1000