

(516/517)

7/1/83

Selected Interest & Exchange Rates

Weekly Series of Charts

October 5, 1981

Prepared by the
FINANCIAL MARKETS
SECTION

DIVISION OF
INTERNATIONAL FINANCE

BOARD OF GOVERNORS
FEDERAL RESERVE SYSTEM
Washington, D.C. 20551

Table of Contents

TABLES

1. LATEST FIGURES PLOTTED
2. DAILY CERTIFIED SPOT EXCHANGE RATES--
H.10 RELEASE

CHARTS

1. SPOT EXCHANGE RATE INDICES
2. 3-MONTH FORWARD EXCHANGE RATES
3. GOLD PRICE--LONDON
4. CALL MONEY RATES
5. 3-MONTH INTEREST RATES
6. EURO-DOLLAR DEPOSIT RATES
7. SELECTED EURO-DOLLAR AND
U.S. MONEY MARKET RATES
8. INTEREST ARBITRAGE: 3-MONTH FUNDS
9. LONG-TERM GOVERNMENT BOND YIELDS
10. INDUSTRIAL STOCK INDICES

SUBSCRIPTION RATES:

Weekly \$15.00 per year or \$.40 each in the United States, its possessions, Canada, and Mexico; 10 or more of the same issue to one address, \$13.50 per year or \$.35 each. Elsewhere, \$20.00 per year or \$.50 each. Address requests to Publications Services, Division of Administrative Services, and make payment remittance payable to the order of the Board of Governors of the Federal Reserve System in a form collectible at par in U.S. Currency.

CHART 1

SPOT EXCHANGE INDICES

DOLLAR PRICES OF FOREIGN CURRENCIES AND WEIGHTED AVERAGE VALUES (THIN LINE)
AVERAGES FOR WEEK ENDING WEDNESDAY

RATIO SCALE
MARCH 1973=100

RATIO SCALE
MARCH 1973=100

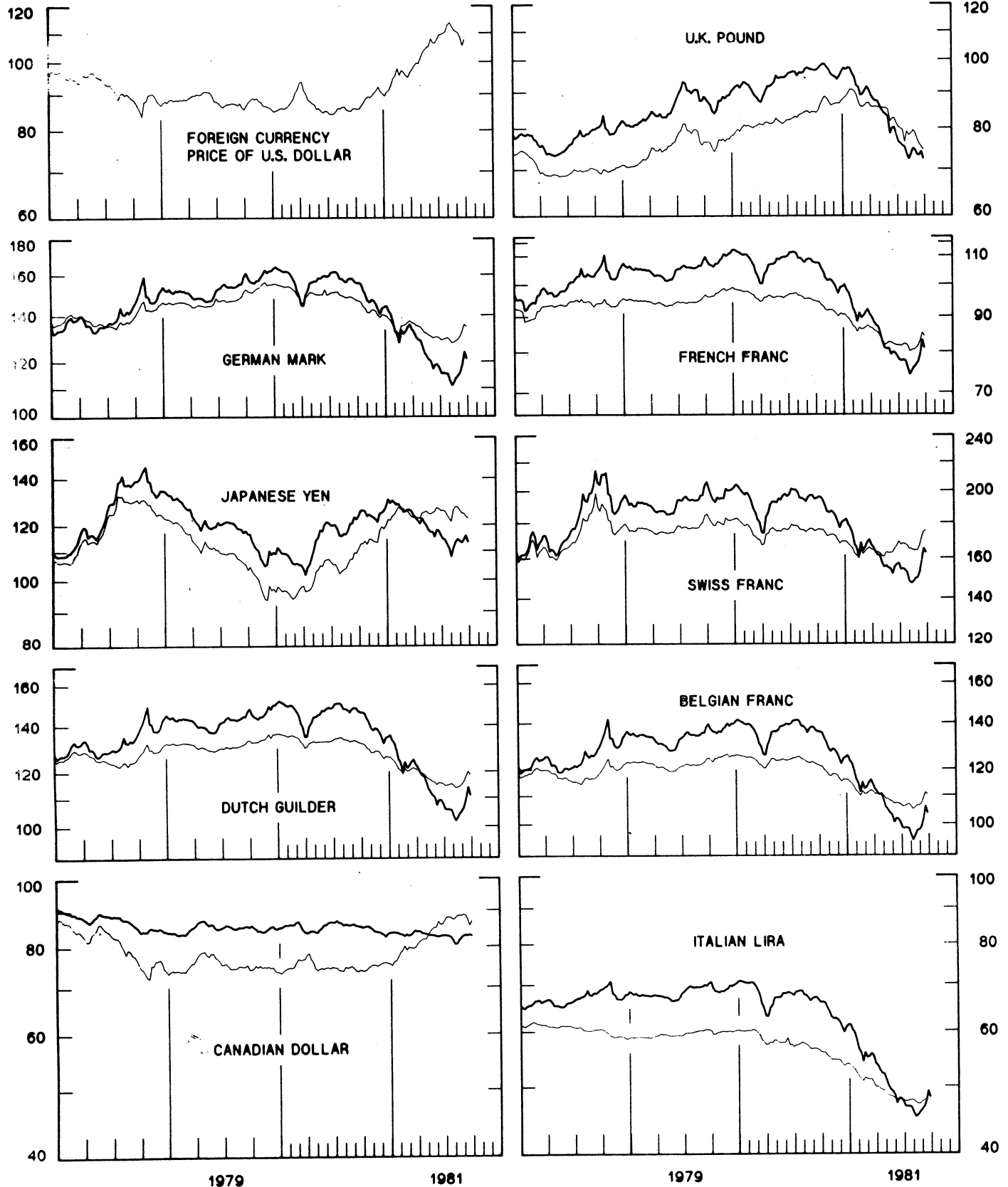


CHART 2
3-MONTH FORWARD EXCHANGE RATES
 PREMIUM (+) OR (-)
 AVERAGES FOR WEEK ENDING WEDNESDAY

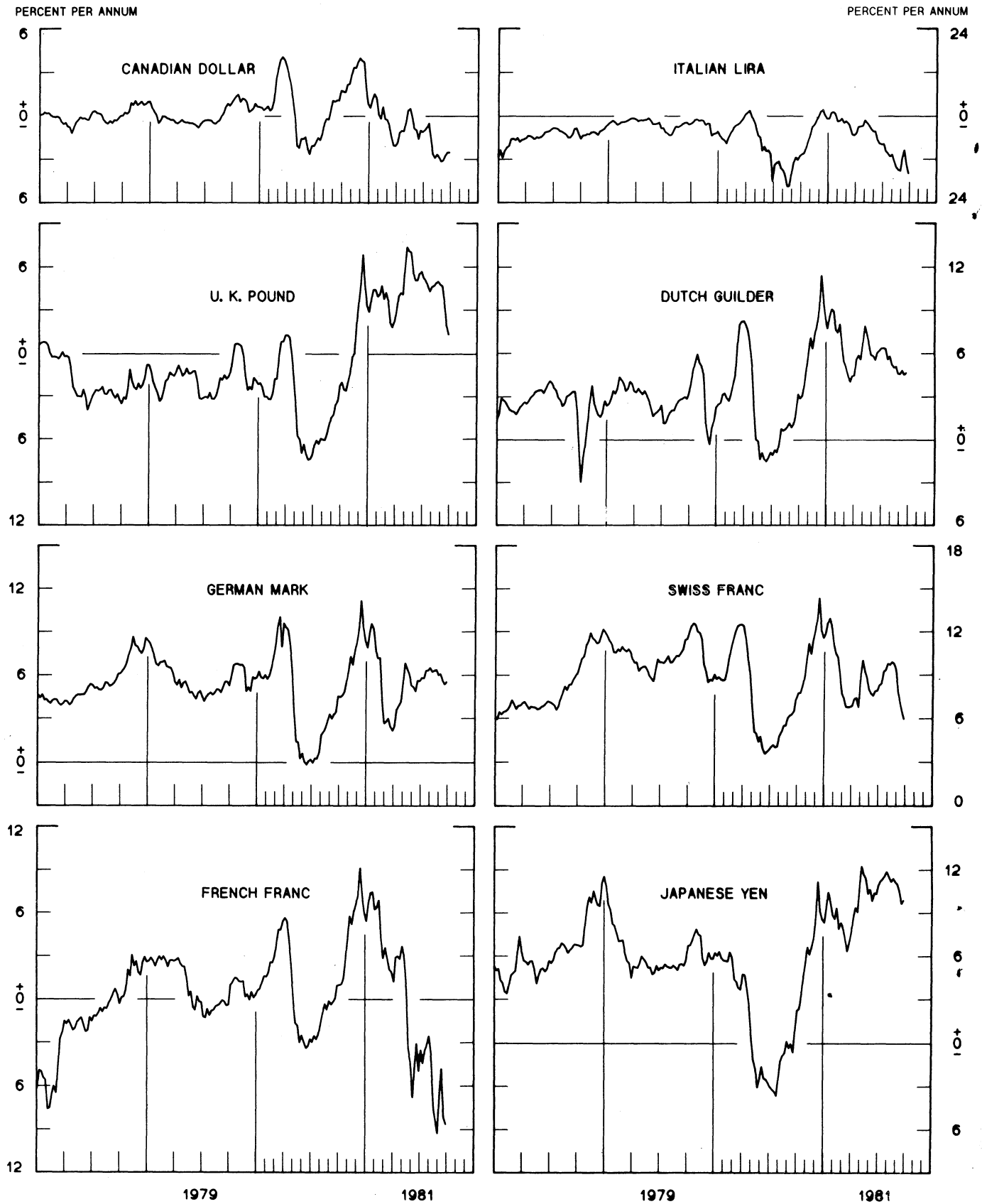


CHART 3
PRICE OF GOLD IN LONDON
AVERAGES FOR WEEK ENDING WEDNESDAY

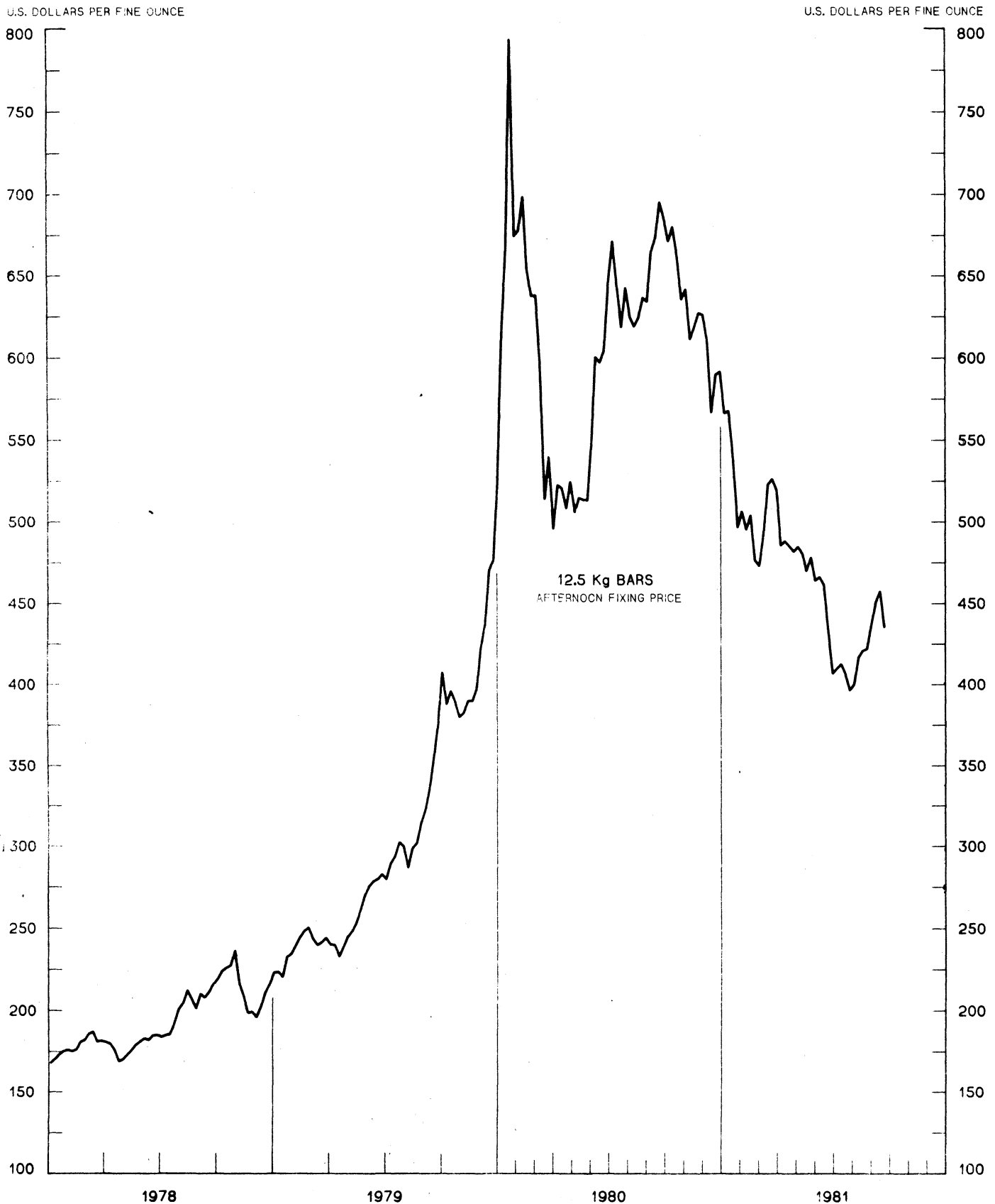


CHART 4
CALL MONEY RATES
 WEEKLY SERIES

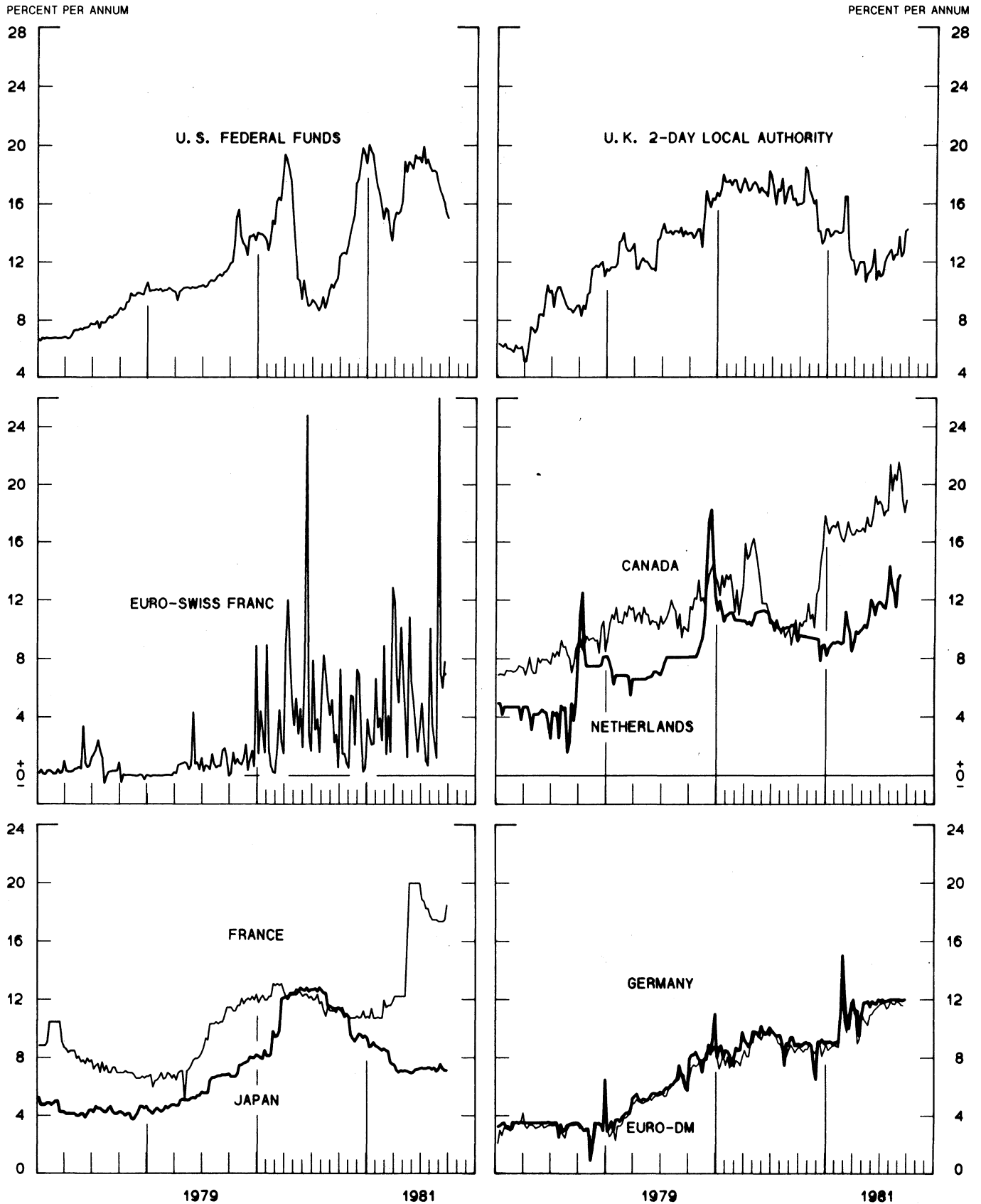
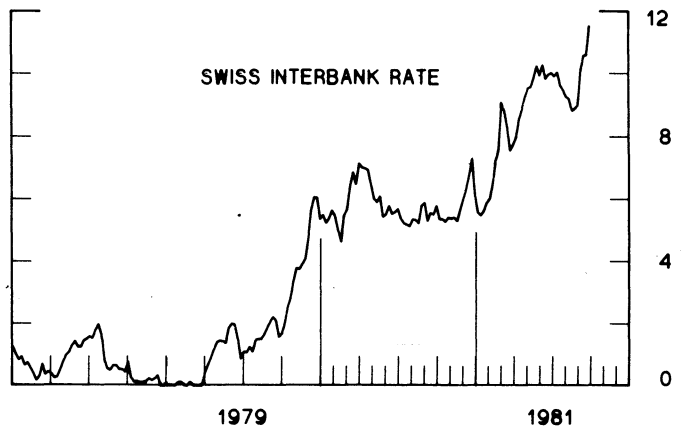
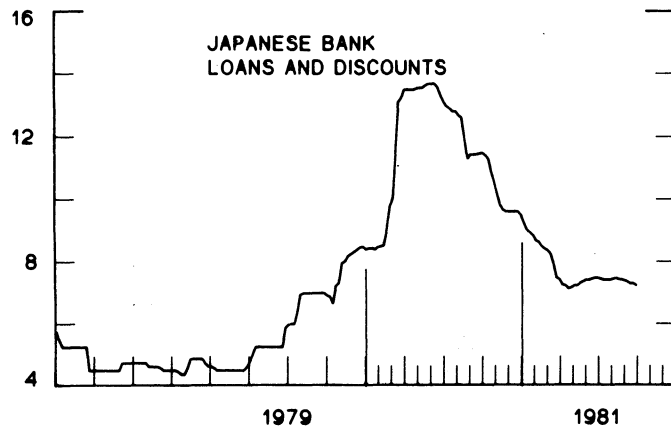
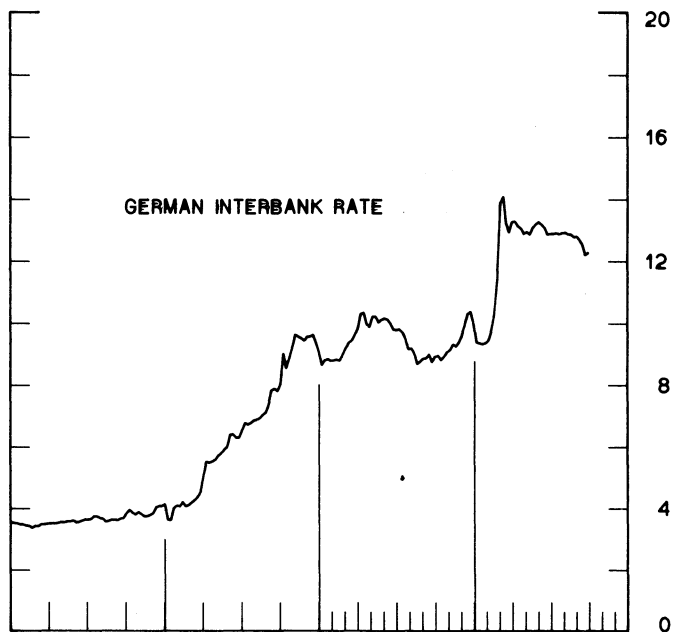
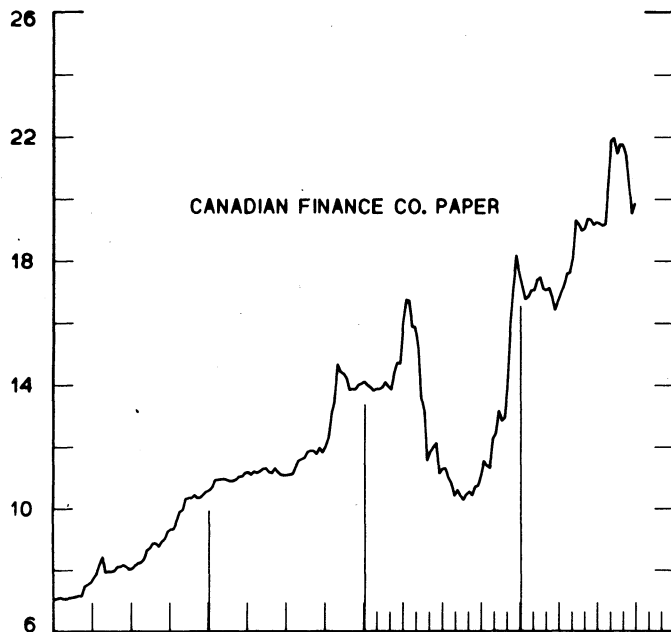
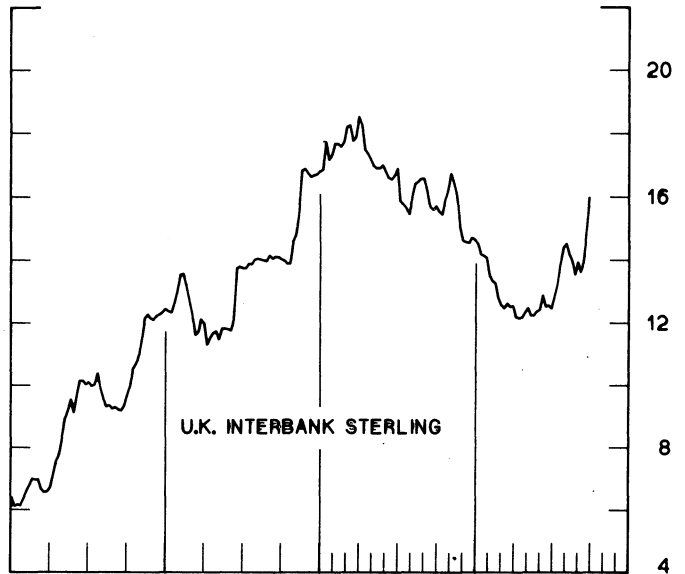
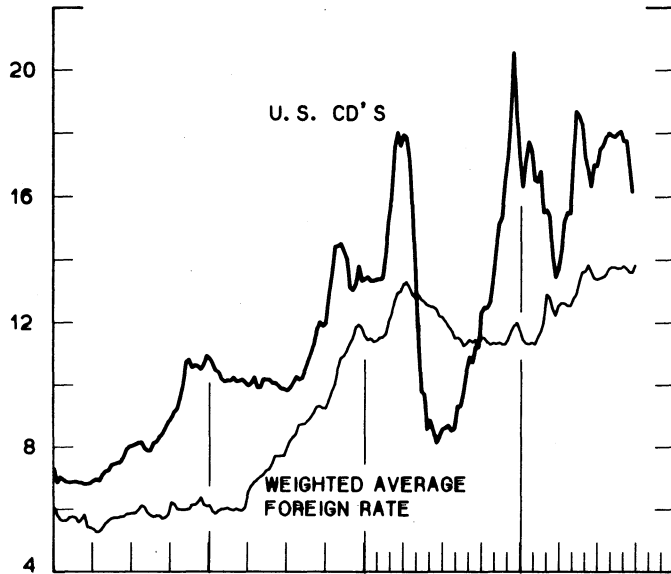


CHART 5
3-MONTH INTEREST RATES
 WEEKLY SERIES

PERCENT PER ANNUM

PERCENT PER ANNUM



1979

1981

1979

1981

CHART 6
EURO-DOLLAR DEPOSIT RATES LONDON
AVERAGES FOR WEEK ENDING WEDNESDAY

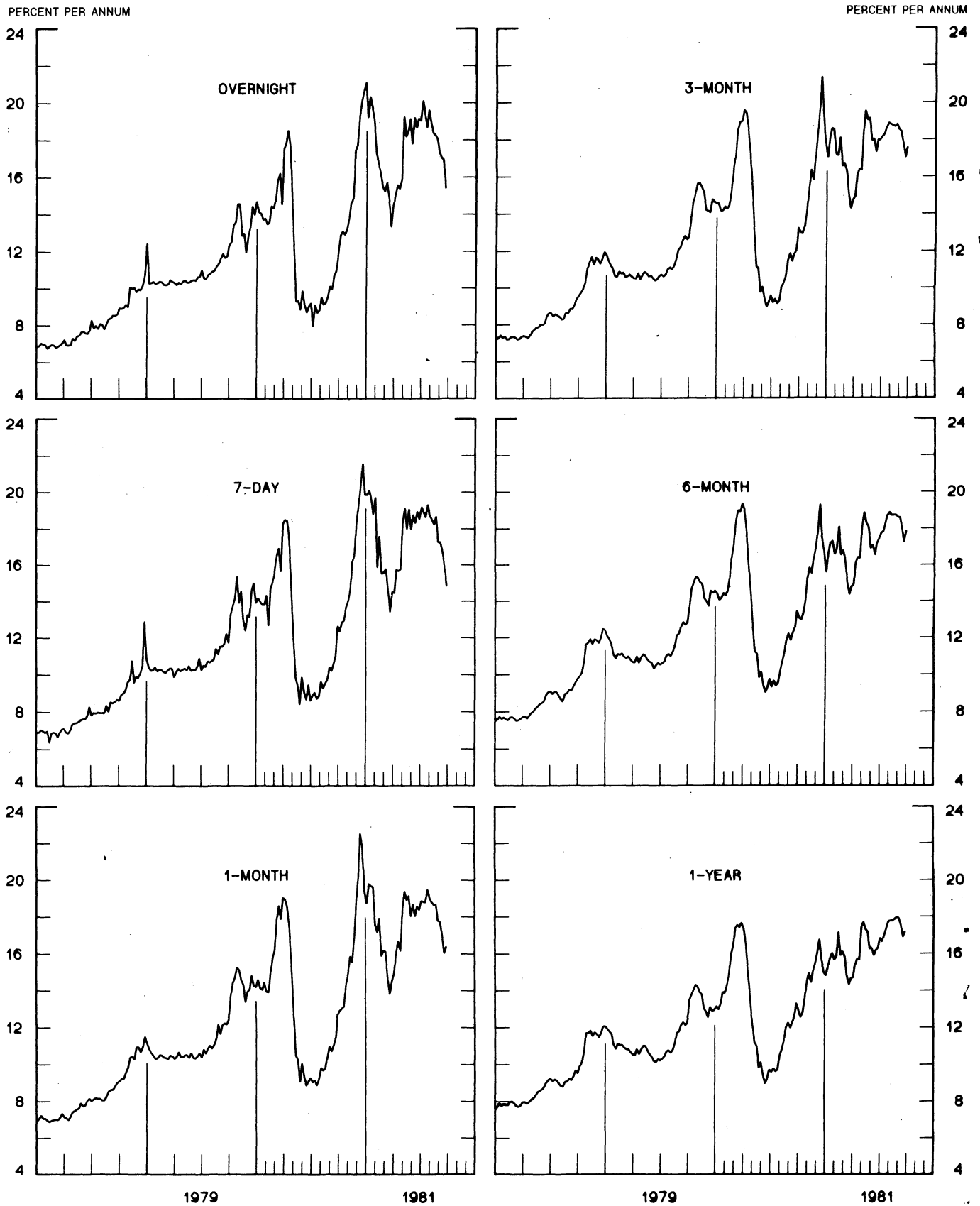
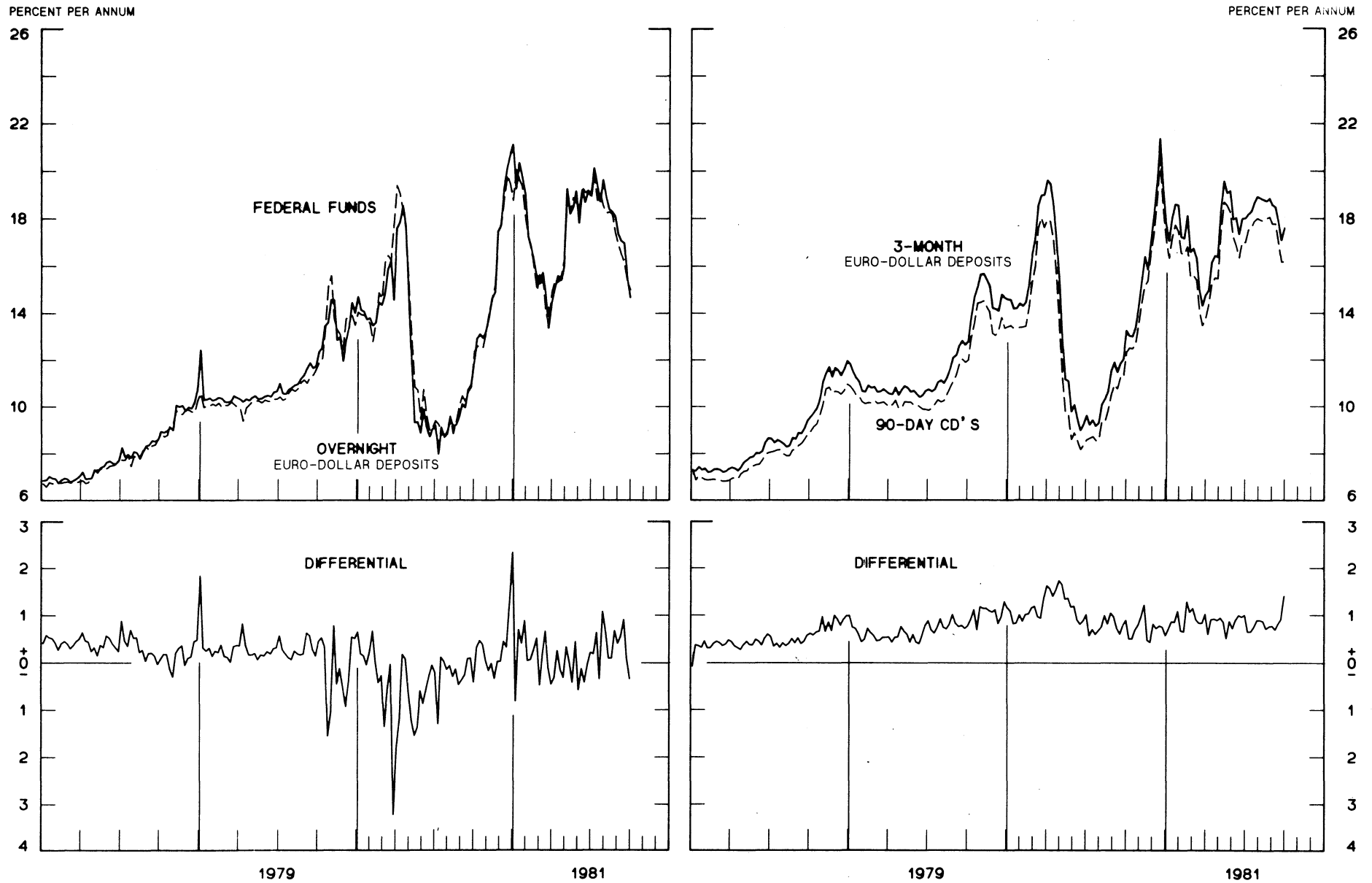


CHART 7
SELECTED EURO-DOLLAR AND U. S. MONEY MARKET RATES
 DIFFERENTIAL: PLUS(+), FAVORS BORROWING IN U. S.
 AVERAGES FOR WEEK ENDING WEDNESDAY



1 PERCENT ON DIFFERENTIAL SCALE = 2 PERCENT ON RATE SCALE

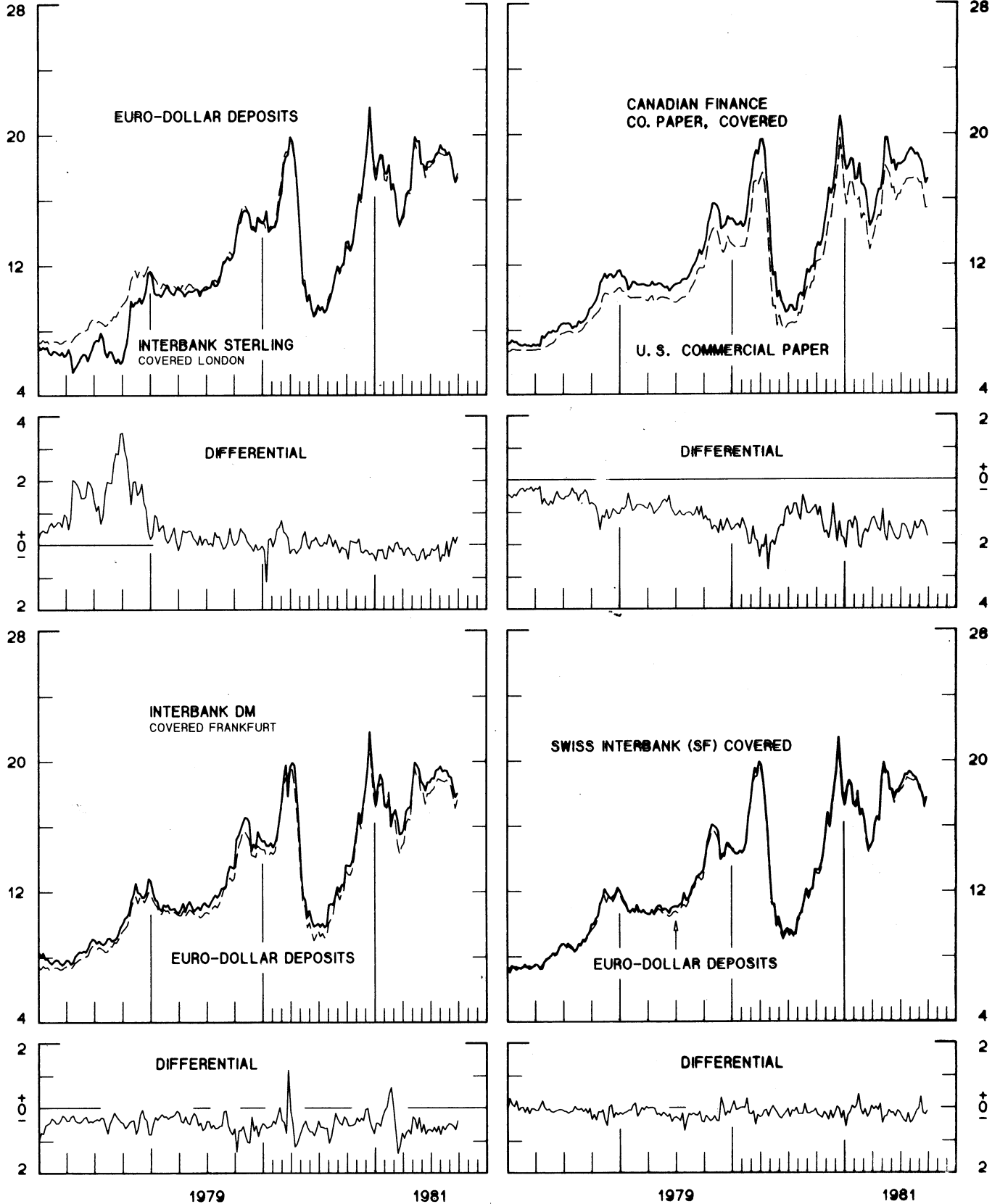
CHART 8

INTEREST ARBITRAGE: 3-MONTH FUNDS

DIFFERENTIAL: PLUS(+), INDICATES FAVOR DOLLAR ASSETS
AVERAGES FOR WEEK ENDING WEDNESDAY

PERCENT PER ANNUM

PERCENT PER ANNUM



1 PERCENT ON DIFFERENTIAL SCALE = 2 PERCENT ON RATE SCALE

CHART 9
LONG-TERM GOVERNMENT BOND YIELDS
 WEEKLY SERIES

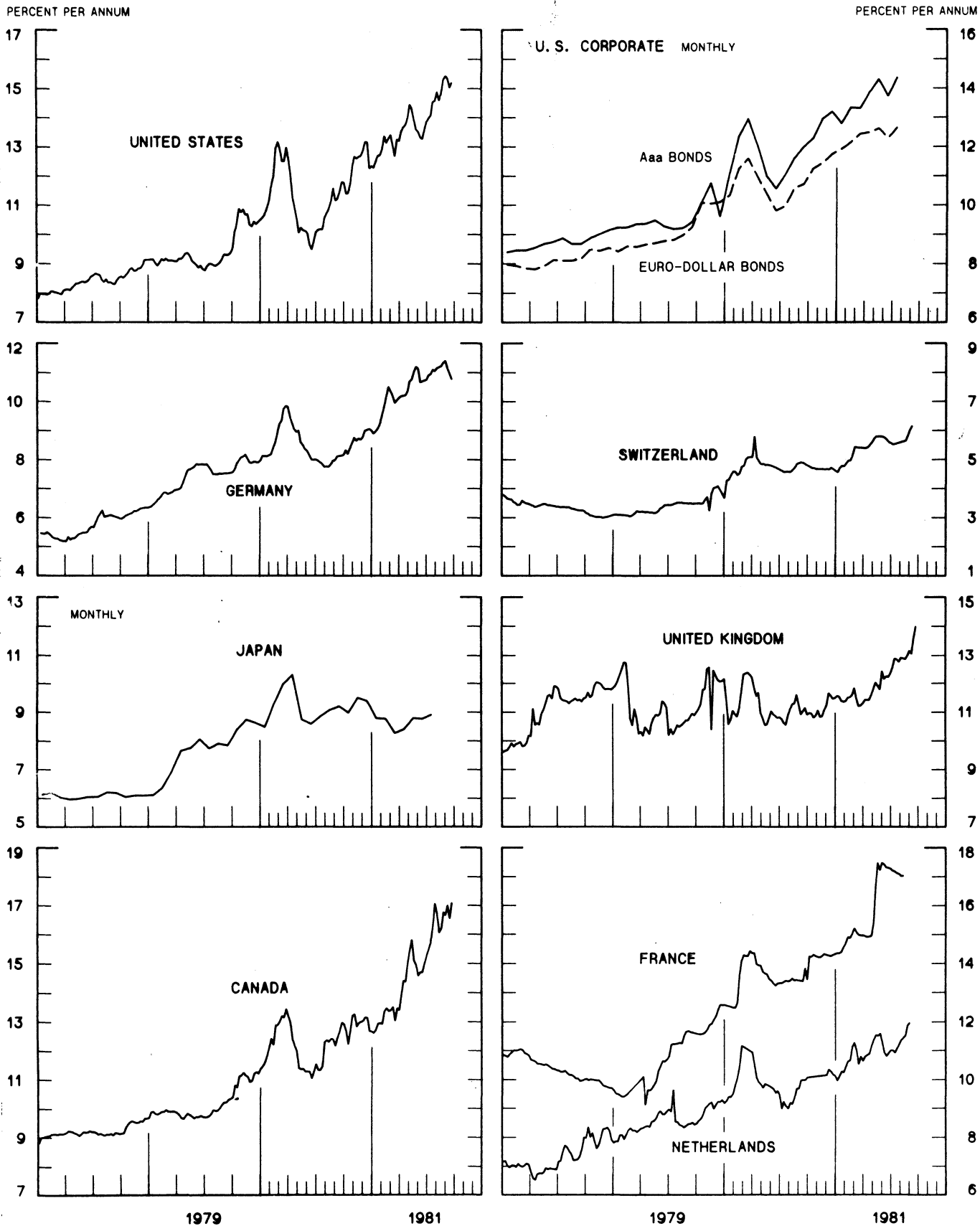
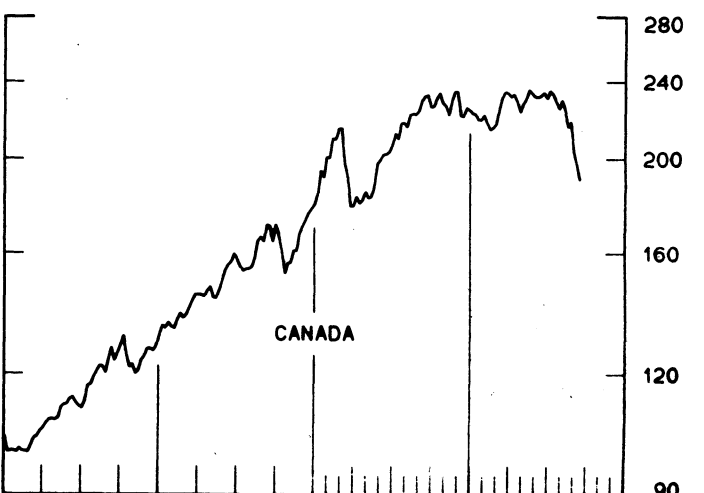
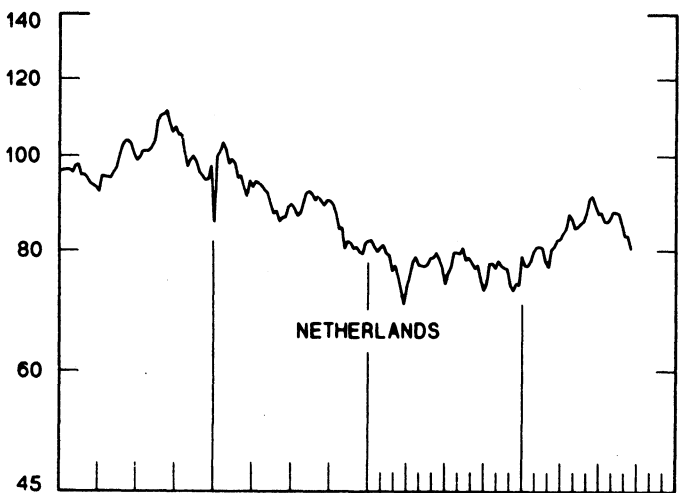
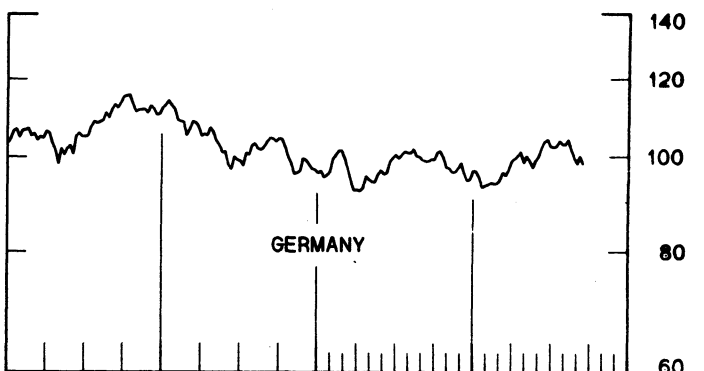
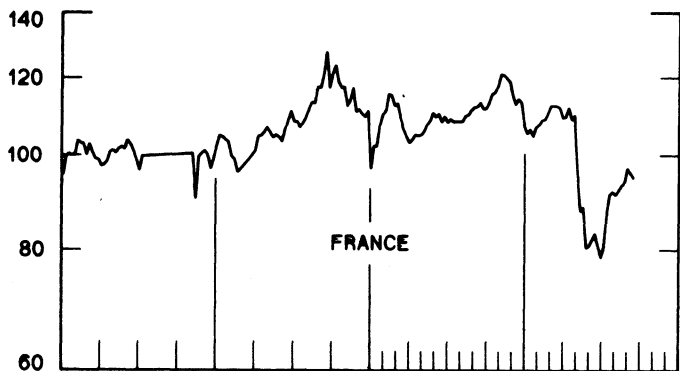
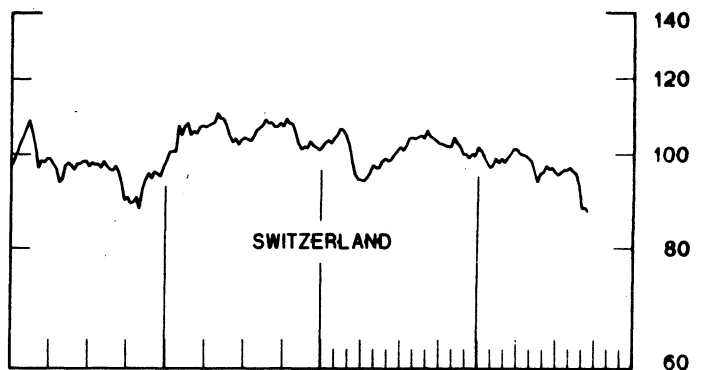
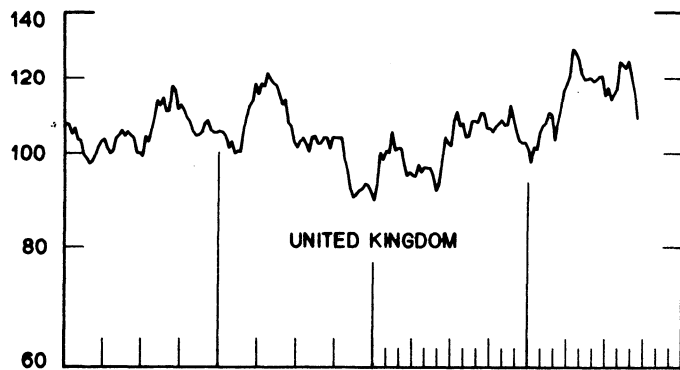
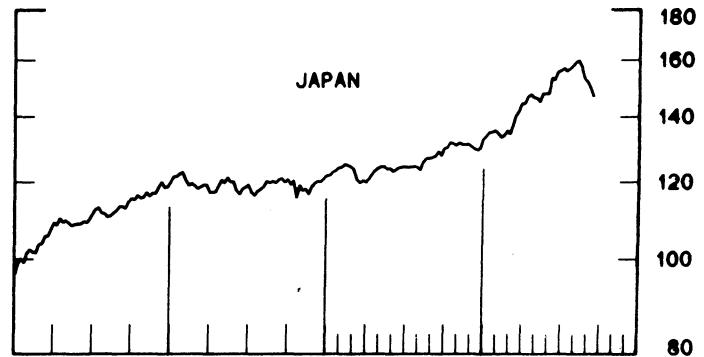
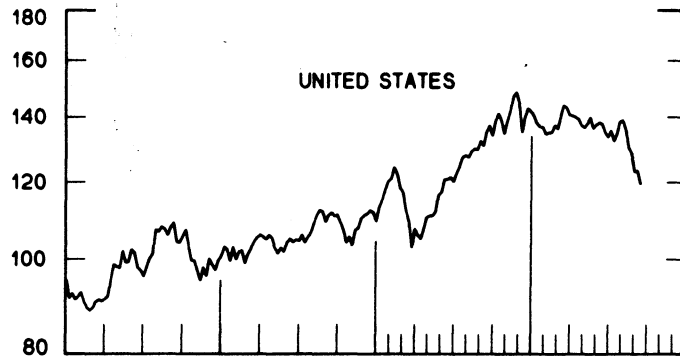


CHART 10
INDUSTRIAL STOCK INDICES
 WEEKLY SERIES

RATIO SCALE
 1969=100

RATIO SCALE
 1969=100



1979

1981

1979

1981

SERIES NAME

LAST VALUE PLOTTED
DATE VALUE

CHART 1. SPOT EXCHANGE RATES AND INDICES

WEEKLY AVERAGES, NOON BUYING RATES (U.S. CENTS)

GERMAN MARK	SEPT. 30	43.05
JAPANESE YEN	SEPT. 30	0.43275
DUTCH GUILDER	SEPT. 30	38.64
U.K. POUND	SEPT. 30	179.01
CANADIAN DOLLAR	SEPT. 30	83.20
FRENCH FRANC	SEPT. 30	17.98
SWISS FRANC	SEPT. 30	50.66
BELGIAN FRANC	SEPT. 30	2.62999
ITALIAN LIRA	SEPT. 30	0.08501

INDICES, MARCH 1973 BASE RATES = 100

GERMAN MARK	SEPT. 30	121.10
JAPANESE YEN	SEPT. 30	113.31
DUTCH GUILDER	SEPT. 30	110.92
U.K. POUND	SEPT. 30	72.40
CANADIAN DOLLAR	SEPT. 30	82.92
FRENCH FRANC	SEPT. 30	81.03
SWISS FRANC	SEPT. 30	162.99
BELGIAN FRANC	SEPT. 30	103.63
ITALIAN LIRA	SEPT. 30	48.29

WEIGHTED AVERAGE EXCHANGE VALUE INDICES, MAR 1973 = 100
(G-10 COUNTRIES PLUS SWITZERLAND)

U.S. DOLLAR	SEPT. 30	107.65
GERMAN MARK	SEPT. 30	134.76
JAPANESE YEN	SEPT. 30	122.73
DUTCH GUILDER	SEPT. 30	118.87
U.K. POUND	SEPT. 30	74.65
CANADIAN DOLLAR	SEPT. 30	86.99
FRENCH FRANC	SEPT. 30	84.37
SWISS FRANC	SEPT. 30	175.46
BELGIAN FRANC	SEPT. 30	110.36
ITALIAN LIRA	SEPT. 30	48.62
SWEDISH KRONA	SEPT. 30	83.28

CHART 2. 3-MONTH FORWARD EXCHANGE RATES, PREMIUM OR DISCOUNT

CANADIAN DOLLAR	SEPT. 30	-2.52
U.K. POUND	SEPT. 30	1.33
GERMAN MARK	SEPT. 30	5.52
FRENCH FRANC	SEPT. 30	-8.61
SWISS FRANC	SEPT. 30	5.99
DUTCH GUILDER	SEPT. 30	4.67
JAPANESE YEN	SEPT. 30	9.92
ITALIAN LIRA	SEPT. 30	-15.85

SERIES NAME	LAST VALUE PLOTTED DATE	VALUE
CHART 3. GOLD PRICE IN LONDON, AFTERNOON FIXING		
U.S. DOLLARS PER FINE OUNCE	SEPT. 30	435.75
CHART 4. CALL MONEY RATES		
U.S. FEDERAL FUNDS	SEPT. 30	15.00
OVERNIGHT EURO-DOLLAR DEPOSITS	SEPT. 30	14.66
U.K. 2-DAY LOCAL AUTHORITY DEPOSITS	SEPT. 25	14.25
CANADA	SEPT. 25	18.93
GERMANY	SEPT. 25	12.00
EURO-DM	SEPT. 18	11.59
JAPAN	SEPT. 25	7.13
FRANCE	SEPT. 25	18.50
NETHERLANDS	SEPT. 4	13.70
EURO-SWISS FRANC	SEPT. 18	7.81
CHART 5. 3-MONTH INTEREST RATES		
U.S. 90-DAY CD'S, SECONDARY MARKET	SEPT. 30	16.19
GERMAN INTERBANK LOAN	SEPT. 30	12.30
JAPANESE BANK LOANS & DISCOUNTS	SEPT. 30	7.25
CANADIAN FINANCE PAPER	SEPT. 30	19.87
INTERBANK STERLING	SEPT. 30	16.00
SWISS INTERBANK LOAN	SEPT. 30	11.55
WEIGHTED AVERAGE FOREIGN INTEREST RATE (G-10 COUNTRIES PLUS SWITZERLAND)	SEPT. 30	13.86
CHART 6. EURO-DOLLAR DEPOSIT RATES: LONDON		
OVERNIGHT	SEPT. 30	14.66
7-DAY	SEPT. 30	14.85
1-MONTH	SEPT. 30	16.40
3-MONTH	SEPT. 30	17.61
6-MONTH	SEPT. 30	17.89
1-YEAR	SEPT. 30	17.21
CHART 7. SELECTED EURO-DOLLAR AND U.S. MONEY MARKET RATES		
OVERNIGHT EURO-DOLLAR DEPOSITS	SEPT. 30	14.66
U.S. FEDERAL FUNDS	SEPT. 30	15.00
DIFFERENTIAL ADJ. FOR RESERVE REQUIREMENTS	SEPT. 30	-0.34
3-MONTH EURO-DOLLAR DEPOSIT RATE	SEPT. 30	17.61
U.S. 90-DAY CD'S, SECONDARY MARKET	SEPT. 30	16.19
DIFFERENTIAL	SEPT. 30	1.42

SERIES NAME

LAST VALUE PLOTTED
DATE VALUE

CHART 8. INTEREST ARBITRAGE, 3-MONTH FUNDS

EURO-DOLLAR DEPOSIT	SEPT. 30	17.61
INTERBANK STERLING (LONDON), COVERED	SEPT. 30	17.38
DIFFERENTIAL	SEPT. 30	0.23
U.S. COMMERCIAL PAPER	SEPT. 30	15.46
CANADIAN FINANCE PAPER, COVERED	SEPT. 30	17.22
DIFFERENTIAL	SEPT. 30	-1.77
EURO-DOLLAR DEPOSIT	SEPT. 30	17.61
INTERBANK DM (FRANKFURT), COVERED	SEPT. 30	17.99
DIFFERENTIAL	SEPT. 30	-0.38
EURO-DOLLAR DEPOSIT	SEPT. 30	17.61
SWISS INTERBANK, COVERED	SEPT. 30	17.71
DIFFERENTIAL	SEPT. 30	-0.10

CHART 9. LONG TERM GOVERNMENT BOND YIELDS

UNITED STATES	SEPT. 25	15.21
GERMANY	SEPT. 25	10.79
JAPAN (MONTHLY)	JULY	8.93
SWITZERLAND	SEPT. 11	6.18
CANADA	SEPT. 25	17.10
FRANCE	AUG. 14	17.05
NETHERLANDS	SEPT. 4	11.98
UNITED KINGDOM	SEPT. 25	14.01

U.S. CORPORATE

AAA BONDS	JULY	14.38
EURO-DOLLAR BONDS	JULY	12.67

CHART 10. STOCK INDICES

UNITED STATES	SEPT. 23	119.55
UNITED KINGDOM	SEPT. 23	108.78
CANADA	SEPT. 23	190.54
GERMANY	SEPT. 23	98.32
SWITZERLAND	SEPT. 23	87.33
NETHERLANDS	SEPT. 23	80.35
FRANCE	SEPT. 23	94.89
JAPAN	SEPT. 23	146.91

FEDERAL RESERVE statistical release



H. 10 (512)

OCTOBER 5, 1981

FOREIGN EXCHANGE RATES

FOR THE WEEK ENDING OCTOBER 2, 1981

The Board of Governors of the Federal Reserve System is advised that the Federal Reserve Bank of New York has certified for customs purposes the following noon buying rate in New York City for cable transfers payable in foreign currencies:

COUNTRY	MONETARY UNIT	(RATE U.S. CENTS)				
		SEP. 28	SEP. 29	SEP. 30	OCT. 1	OCT. 2
AUSTRALIA	DOLLAR	114.1700	114.4100	114.2800	114.3000	114.5000
AUSTRIA	SCHILLING	6.04961	6.19579	6.14251	6.11995	6.23442
BELGIUM	FRANC	2.61712	2.65041	2.62261	2.62605	2.67094
CANADA	DOLLAR	83.0427	83.1324	82.8569	82.9600	83.0220
DENMARK	KRONE	13.6147	13.7363	13.6939	13.6687	13.8985
FINLAND	MARKKA	22.2123	22.4341	22.3464	22.2941	22.4568
FRANCE	FRANC	17.8412	18.0668	17.9775	17.9565	18.1488
GERMANY	D. MARK	42.7350	43.2807	43.0107	43.0478	43.5920
INDIA	RUPEE	10.8696	10.9649	10.9649	10.9890	11.0011
IRELAND	POUND	155.7000	158.0000	156.9000	156.7500	158.9000
ITALY	LIRA	0.08418	0.08547	0.08493	0.08446	0.08475
JAPAN	YEN	0.43020	0.43122	0.43048	0.42900	0.43094
MALAYSIA	DOLLAR	42.9646	43.1034	43.0849	42.9646	43.1220
MEXICO	PESO	3.9698	3.9667	3.9635	3.9612	3.9487
NETHERLANDS	GUILDER	38.3877	38.8500	38.6250	38.7447	39.2465
NEW ZEALAND	DOLLAR	81.7800	81.8500	82.0000	82.2500	82.1800
NORWAY	KRONE	16.7701	16.8067	16.8634	16.9377	17.0619
PORTUGAL	ESCUDO	1.5221	1.5361	1.5349	1.5314	1.5456
SOUTH AFRICA	RAND	104.7200	104.7200	104.7000	105.0000	104.9500
SPAIN	PESETA	1.0256	1.0417	1.0378	1.0361	1.0459
SRI LANKA	RUPEE	4.8792	4.8792	4.8792	4.8792	4.8792
SWEDEN	KRONA	17.7431	17.8731	17.8412	17.8603	18.0278
SWITZERLAND	FRANC	50.5306	50.9424	50.6329	50.7872	51.6796
UNITED KINGDOM	POUND	177.9000	179.4500	180.3000	183.1000	181.8000