

(516/517)

7.13

Selected Interest & Exchange Rates

Weekly Series of Charts

June 29, 1981

**Prepared by the
FINANCIAL MARKETS
SECTION**

**DIVISION OF
INTERNATIONAL FINANCE**

**BOARD OF GOVERNORS
FEDERAL RESERVE SYSTEM
Washington, D.C. 20551**

Table of Contents

TABLES

1. LATEST FIGURES PLOTTED
2. DAILY CERTIFIED SPOT EXCHANGE RATES--H.10 RELEASE

CHARTS

1. SPOT EXCHANGE RATE INDICES
2. 3-MONTH FORWARD EXCHANGE RATES
3. GOLD PRICE--LONDON
4. CALL MONEY RATES
5. 3-MONTH INTEREST RATES
6. EURO-DOLLAR DEPOSIT RATES
7. SELECTED EURO-DOLLAR AND U.S. MONEY MARKET RATES
8. INTEREST ARBITRAGE: 3-MONTH FUNDS
9. LONG-TERM GOVERNMENT BOND YIELDS
10. INDUSTRIAL STOCK INDICES

SUBSCRIPTION RATES:

Weekly \$15.00 per year or \$.40 each in the United States, its possessions, Canada, and Mexico; 10 or more of the same issue to one address, \$13.50 per year or \$.35 each. Elsewhere, \$20.00 per year or \$.50 each. Address requests to Publications Services, Division of Administrative Services, and make payment remittance payable to the order of the Board of Governors of the Federal Reserve System in a form collectible at par in U.S. Currency.

CHART 1

SPOT EXCHANGE INDICES

DOLLAR PRICES OF FOREIGN CURRENCIES AND WEIGHTED AVERAGE VALUES (THIN LINE)
AVERAGES FOR WEEK ENDING WEDNESDAY

RATIO SCALE
MARCH 1973=100

RATIO SCALE
MARCH 1973=100

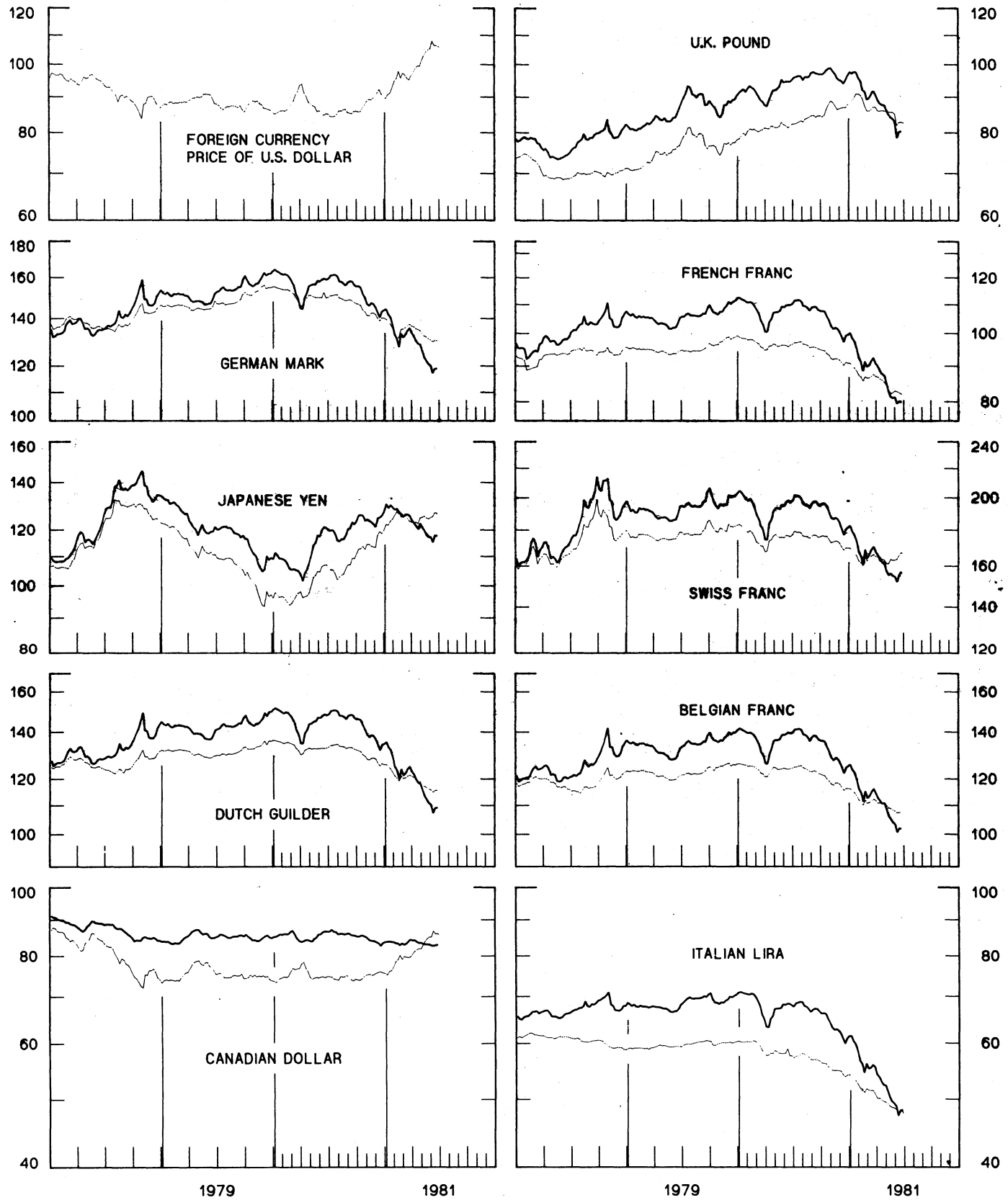


CHART 2
3-MONTH FORWARD EXCHANGE RATES
 PREMIUM (+) OR (-)
 AVERAGES FOR WEEK ENDING WEDNESDAY

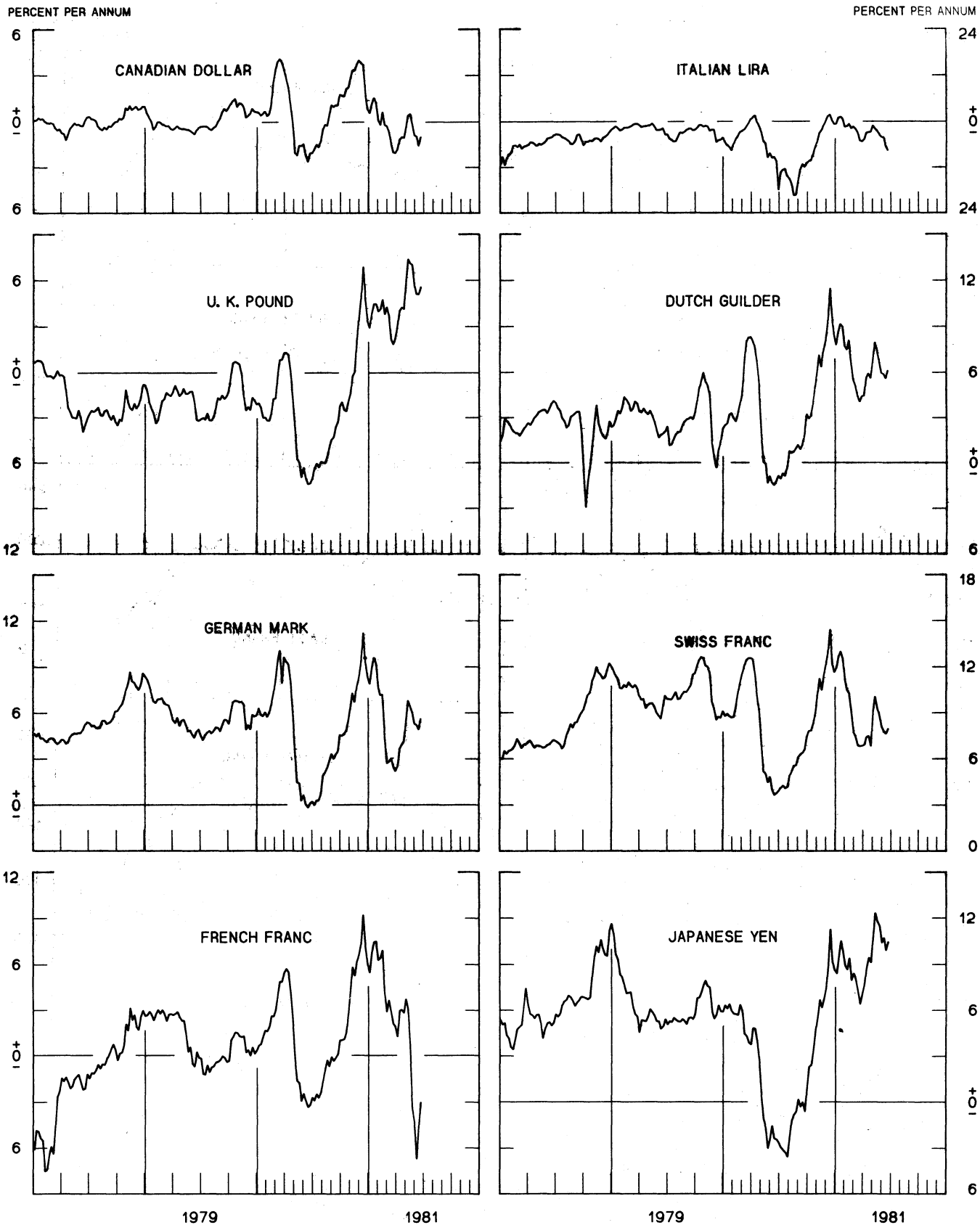


CHART 3
PRICE OF GOLD IN LONDON
AVERAGES FOR WEEK ENDING WEDNESDAY

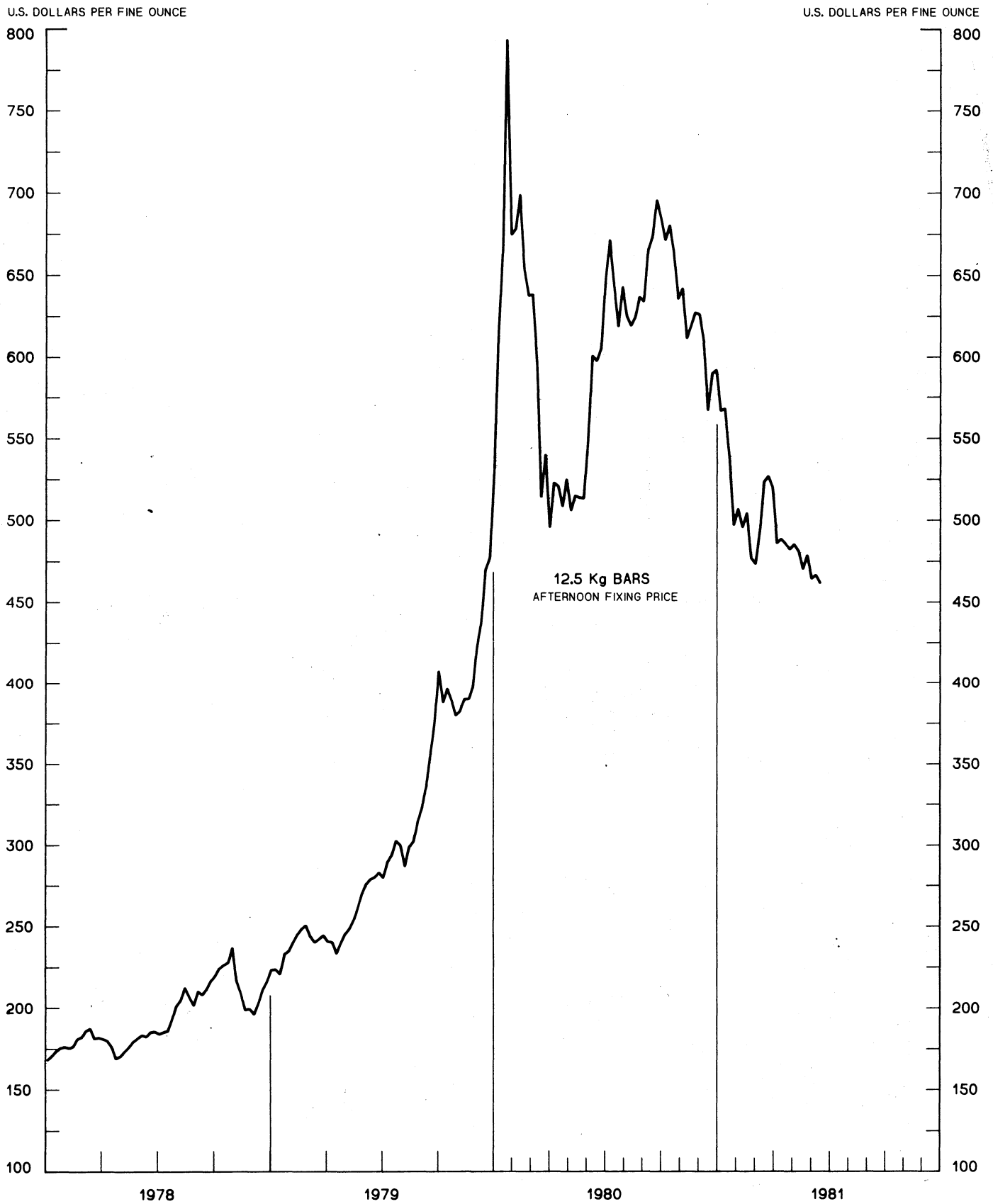


CHART 4
CALL MONEY RATES
 WEEKLY SERIES

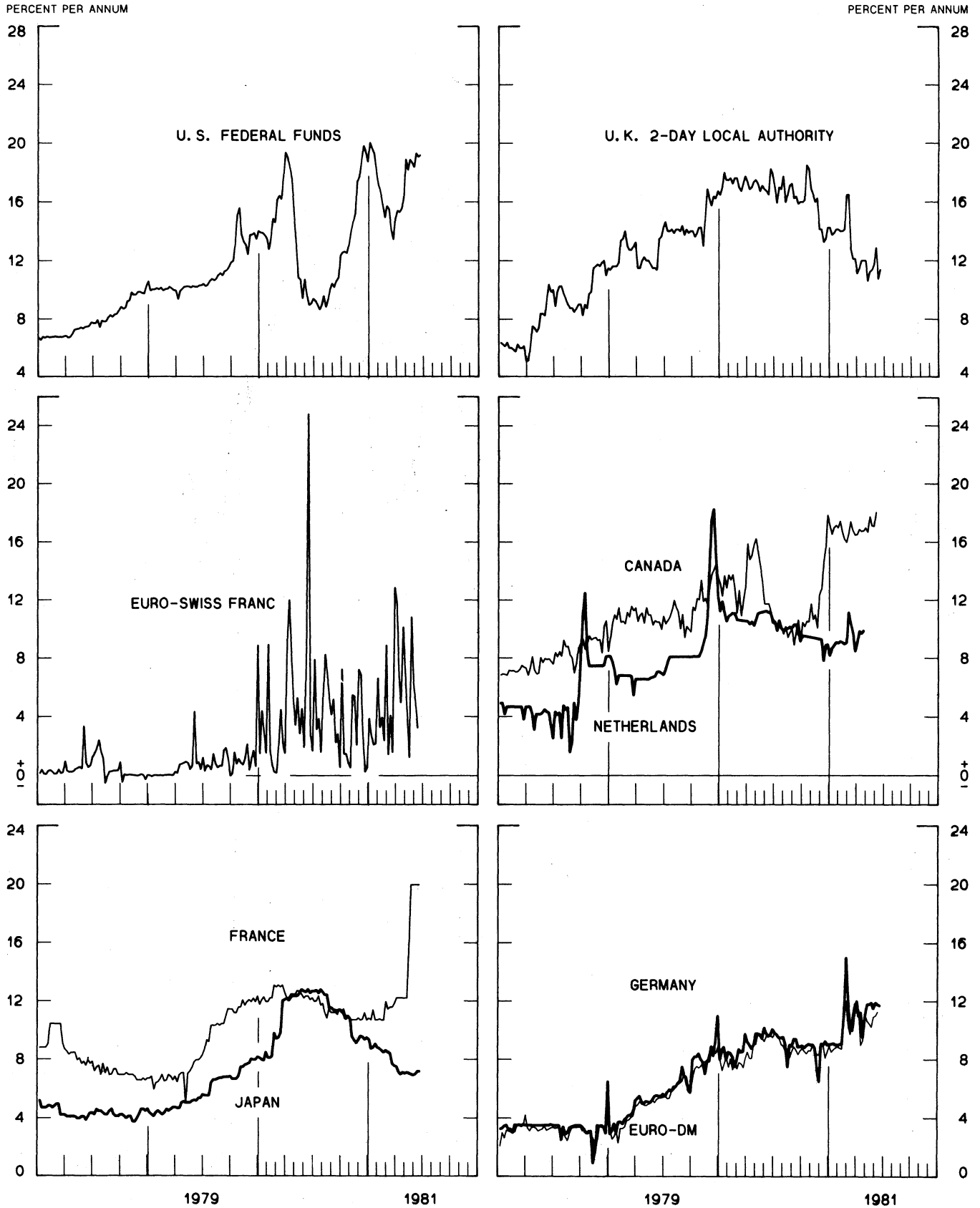


CHART 5
3-MONTH INTEREST RATES
 WEEKLY SERIES

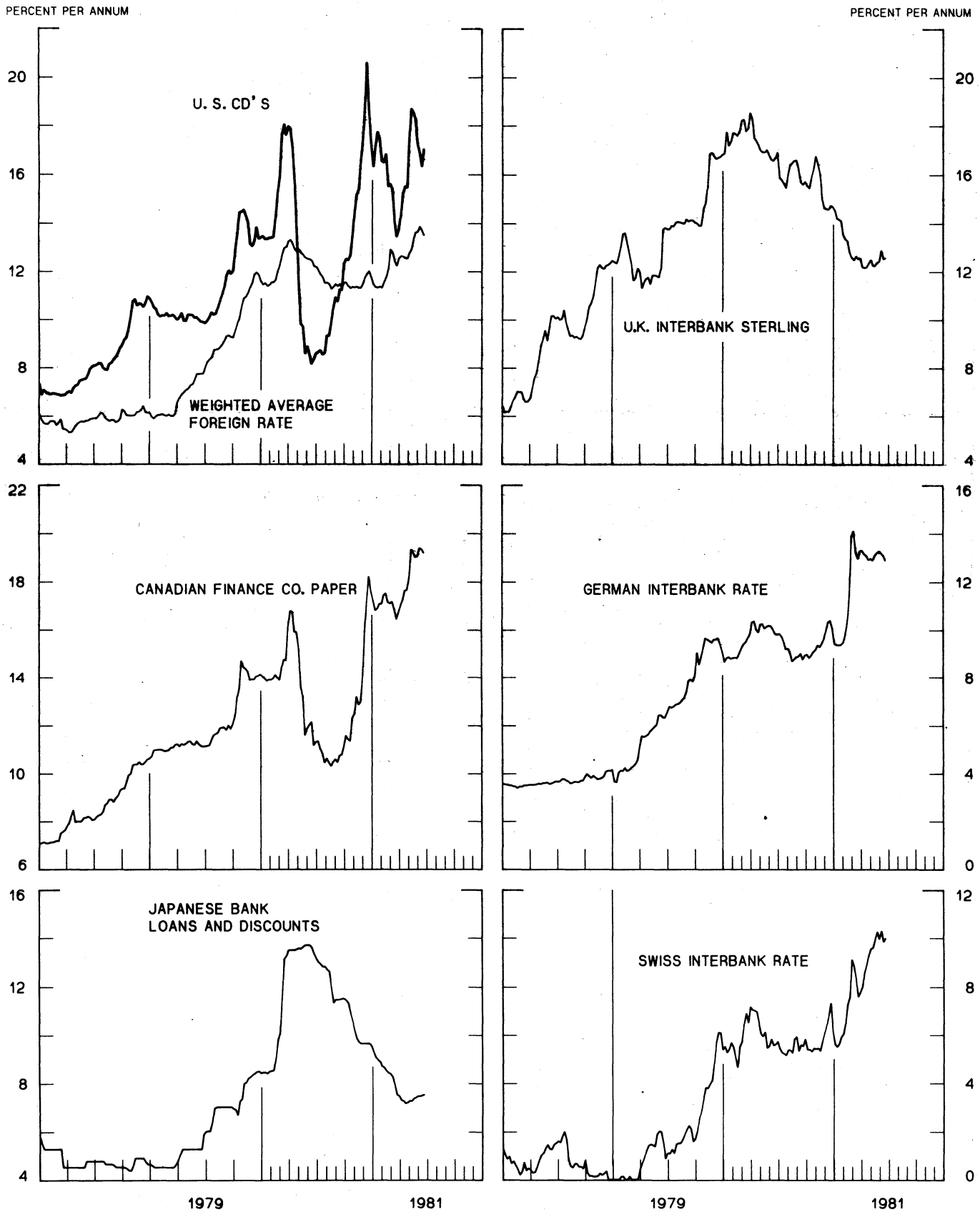


CHART 6
EURO-DOLLAR DEPOSIT RATES LONDON
 AVERAGES FOR WEEK ENDING WEDNESDAY

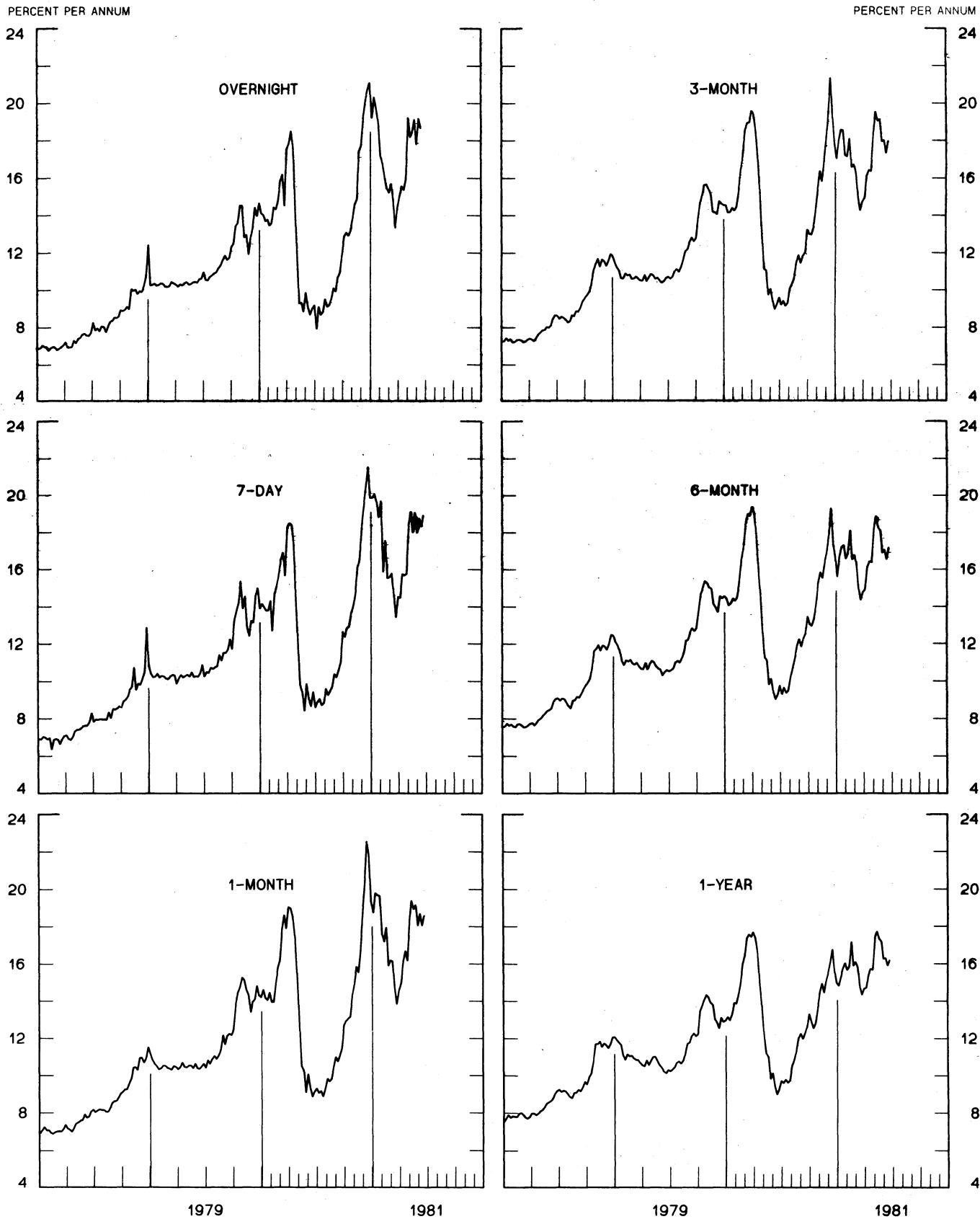
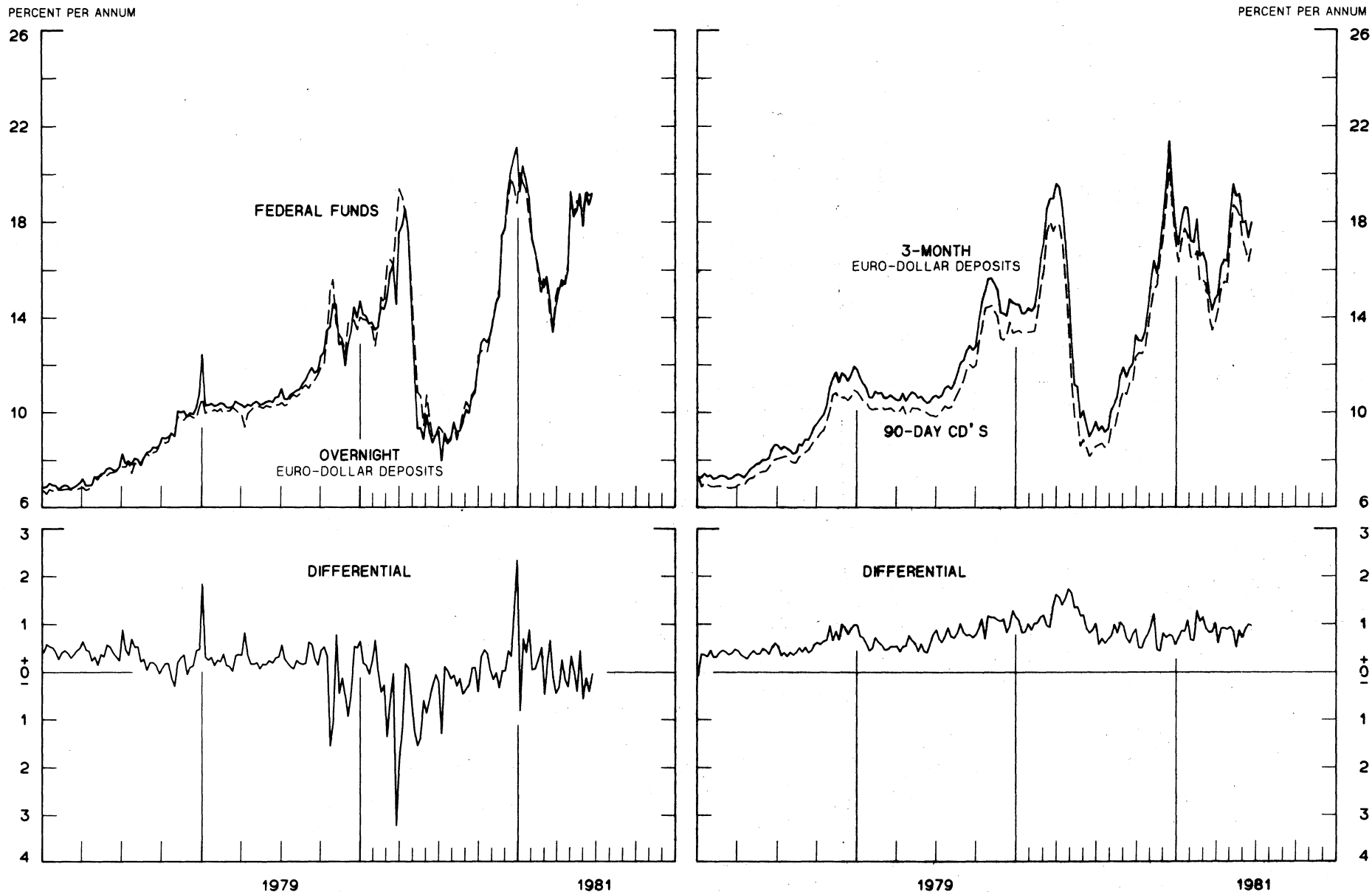


CHART 7
SELECTED EURO-DOLLAR AND U. S. MONEY MARKET RATES

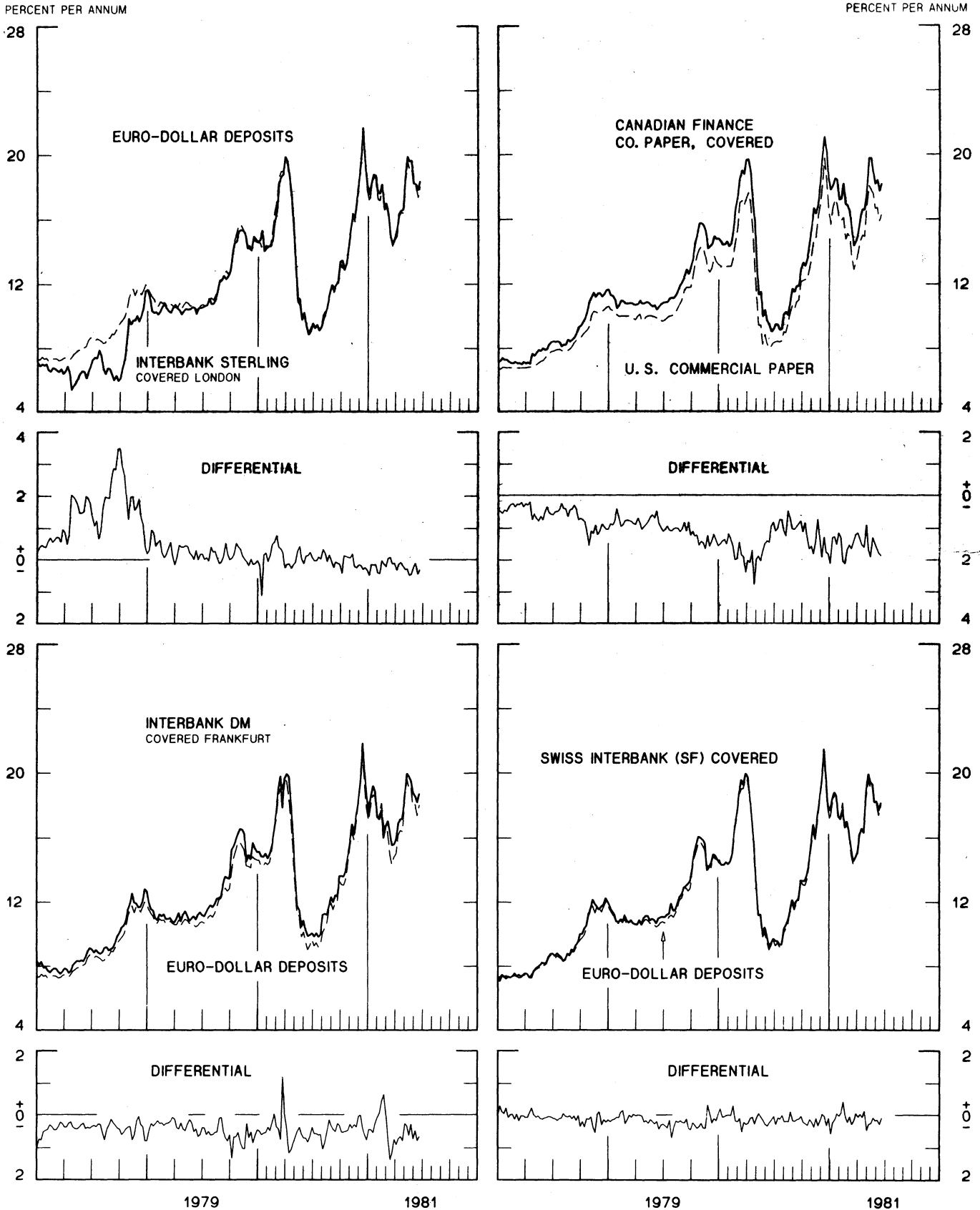
DIFFERENTIAL: PLUS(+), FAVORS BORROWING IN U. S.
 AVERAGES FOR WEEK ENDING WEDNESDAY



1 PERCENT ON DIFFERENTIAL SCALE = 2 PERCENT ON RATE SCALE

INTEREST ARBITRAGE: 3-MONTH FUNDS

DIFFERENTIAL: PLUS(+), INDICATES FAVOR DOLLAR ASSETS
AVERAGES FOR WEEK ENDING WEDNESDAY



1 PERCENT ON DIFFERENTIAL SCALE = 2 PERCENT ON RATE SCALE

CHART 9
LONG-TERM GOVERNMENT BOND YIELDS
 WEEKLY SERIES

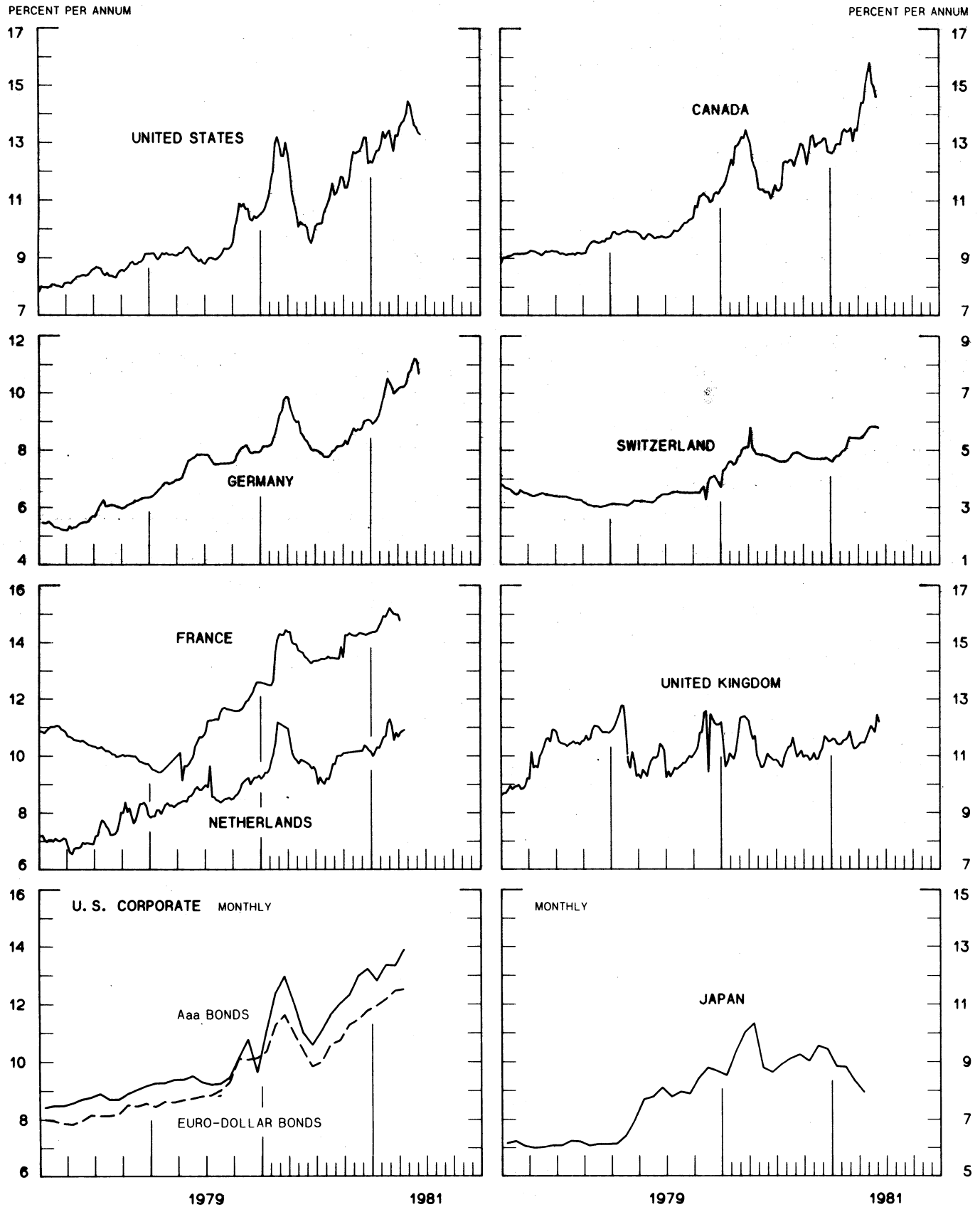
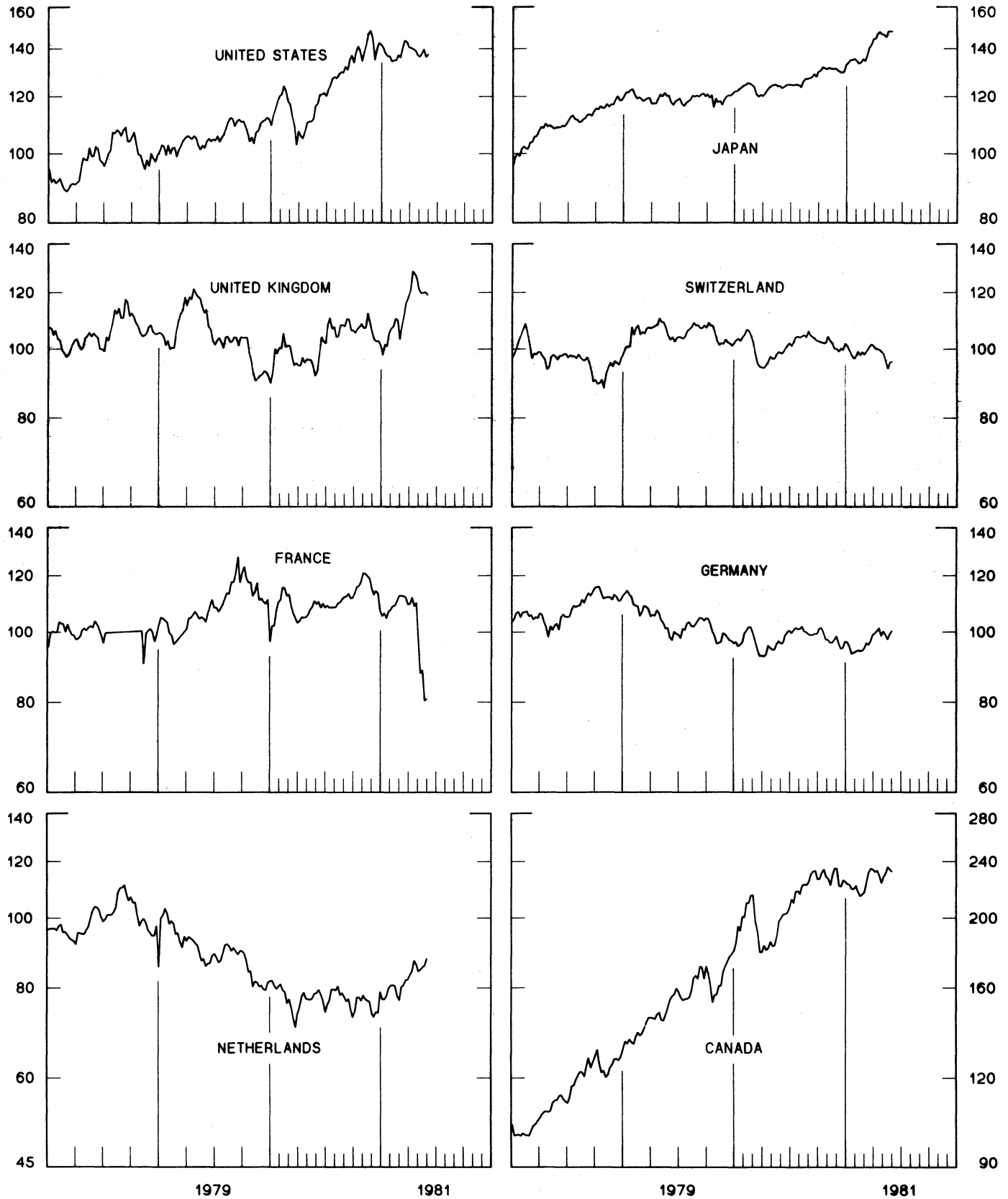


CHART 10
STOCK INDICES
 WEEKLY SERIES

RATIO SCALE
 1977=100

RATIO SCALE
 1977=100



SERIES NAME

LAST VALUE PLOTTED
DATE VALUE

CHART 1. SPOT EXCHANGE RATES AND INDICES

WEEKLY AVERAGES, NOON BUYING RATES (U.S. CENTS)

GERMAN MARK	JUNE 24	42.24
JAPANESE YEN	JUNE 24	0.44941
DUTCH GUILDER	JUNE 24	38.00
U.K. POUND	JUNE 24	198.34
CANADIAN DOLLAR	JUNE 24	83.16
FRENCH FRANC	JUNE 24	17.69
SWISS FRANC	JUNE 24	48.71
BELGIAN FRANC	JUNE 24	2.5805
ITALIAN LIRA	JUNE 24	0.0847

INDICES, MARCH 1973 BASE RATES = 100

GERMAN MARK	JUNE 24	118.81
JAPANESE YEN	JUNE 24	117.67
DUTCH GUILDER	JUNE 24	109.10
U.K. POUND	JUNE 24	80.22
CANADIAN DOLLAR	JUNE 24	82.89
FRENCH FRANC	JUNE 24	79.71
SWISS FRANC	JUNE 24	156.70
BELGIAN FRANC	JUNE 24	101.69
ITALIAN LIRA	JUNE 24	48.12

WEIGHTED AVERAGE EXCHANGE VALUE INDICES, MAR 1973 = 100
(G-10 COUNTRIES PLUS SWITZERLAND)

U.S. DOLLAR	JUNE 24	106.42
GERMAN MARK	JUNE 24	130.32
JAPANESE YEN	JUNE 24	126.75
DUTCH GUILDER	JUNE 24	115.67
U.K. POUND	JUNE 24	82.76
CANADIAN DOLLAR	JUNE 24	86.12
FRENCH FRANC	JUNE 24	82.02
SWISS FRANC	JUNE 24	166.95
BELGIAN FRANC	JUNE 24	107.16
ITALIAN LIRA	JUNE 24	47.96
SWEDISH KRONA	JUNE 24	92.19

CHART 2. 3-MONTH FORWARD EXCHANGE RATES, PREMIUM OR DISCOUNT

CANADIAN DOLLAR	JUNE 24	-1.01
U.K. POUND	JUNE 24	5.56
GERMAN MARK	JUNE 24	5.60
FRENCH FRANC	JUNE 24	-3.06
SWISS FRANC	JUNE 24	7.92
DUTCH GUILDER	JUNE 24	6.07
JAPANESE YEN	JUNE 24	10.40
ITALIAN LIRA	JUNE 24	-7.69

SERIES NAME	LAST VALUE PLOTTED DATE	VALUE
CHART 3. GOLD PRICE IN LONDON, AFTERNOON FIXING		
U.S. DOLLARS PER FINE OUNCE	JUNE 24	461.55
CHART 4. CALL MONEY RATES		
U.S. FEDERAL FUNDS	JUNE 24	19.20
OVERNIGHT EURO-DOLLAR DEPOSITS	JUNE 24	19.17
U.K. 2-DAY LOCAL AUTHORITY DEPOSITS	JUNE 19	11.38
CANADA	JUNE 5	18.05
GERMANY	JUNE 19	11.70
EURO-DM	JUNE 12	11.30
JAPAN	JUNE 19	7.19
FRANCE	JUNE 19	20.00
NETHERLANDS	APRIL 24	9.90
EURO-SWISS FRANC	JUNE 12	3.25
CHART 5. 3-MONTH INTEREST RATES		
U.S. 90-DAY CD'S, SECONDARY MARKET	JUNE 24	17.03
GERMAN INTERBANK LOAN	JUNE 24	12.89
JAPANESE BANK LOANS & DISCOUNTS	JUNE 24	7.50
CANADIAN FINANCE PAPER	JUNE 24	19.19
INTERBANK STERLING	JUNE 24	12.59
SWISS INTERBANK LOAN	JUNE 24	9.97
WEIGHTED AVERAGE FOREIGN INTEREST RATE (G-10 COUNTRIES PLUS SWITZERLAND)	JUNE 24	13.51
CHART 6. EURO-DOLLAR DEPOSIT RATES: LONDON		
OVERNIGHT	JUNE 24	19.17
7-DAY	JUNE 24	18.95
1-MONTH	JUNE 24	18.59
3-MONTH	JUNE 24	18.00
6-MONTH	JUNE 24	17.20
1-YEAR	JUNE 24	16.20
CHART 7. SELECTED EURO-DOLLAR AND U.S. MONEY MARKET RATES		
OVERNIGHT EURO-DOLLAR DEPOSITS	JUNE 24	19.17
U.S. FEDERAL FUNDS	JUNE 24	19.20
DIFFERENTIAL ADJ. FOR RESERVE REQUIREMENTS	JUNE 24	-0.03
3-MONTH EURO-DOLLAR DEPOSIT RATE	JUNE 24	18.00
U.S. 90-DAY CD'S, SECONDARY MARKET	JUNE 24	17.03
DIFFERENTIAL	JUNE 24	0.97

SERIES NAME

LAST VALUE PLOTTED
DATE VALUE

CHART 8. INTEREST ARBITRAGE, 3-MONTH FUNDS

EURO-DOLLAR DEPOSIT	JUNE 24	18.00
INTERBANK STERLING (LONDON), COVERED	JUNE 24	18.32
DIFFERENTIAL	JUNE 24	-0.32
U.S. COMMERCIAL PAPER	JUNE 24	16.24
CANADIAN FINANCE PAPER, COVERED	JUNE 24	18.13
DIFFERENTIAL	JUNE 24	-1.89
EURO-DOLLAR DEPOSIT	JUNE 24	18.00
INTERBANK DM (FRANKFURT), COVERED	JUNE 24	18.67
DIFFERENTIAL	JUNE 24	-0.67
EURO-DOLLAR DEPOSIT	JUNE 24	18.00
SWISS INTERBANK, COVERED	JUNE 24	18.09
DIFFERENTIAL	JUNE 24	-0.09

CHART 9. LONG TERM GOVERNMENT BOND YIELDS

UNITED STATES	JUNE 19	13.29
GERMANY	JUNE 12	10.68
JAPAN (MONTHLY)	APRIL	7.90
SWITZERLAND	JUNE 12	5.77
CANADA	JUNE 5	14.60
FRANCE	APRIL 10	14.76
NETHERLANDS	APRIL 24	10.91
UNITED KINGDOM	JUNE 12	12.17

U.S. CORPORATE

AAA BONDS	APRIL	13.88
EURO-DOLLAR BONDS	APRIL	12.51

CHART 10. STOCK INDICES

UNITED STATES	JUNE 10	137.46
UNITED KINGDOM	JUNE 10	119.23
CANADA	JUNE 10	231.75
GERMANY	JUNE 10	100.20
SWITZERLAND	JUNE 10	95.84
NETHERLANDS	JUNE 10	87.80
FRANCE	JUNE 10	80.80
JAPAN	JUNE 10	147.73



FEDERAL RESERVE statistical release

H. 10 (512)

JUNE 30, 1981

FOREIGN EXCHANGE RATES

FOR THE WEEK ENDING JUNE 26, 1981

The Board of Governors of the Federal Reserve System is advised that the Federal Reserve Bank of New York has certified for customs purposes the following noon buying rate in New York City for cable transfers payable in foreign currencies:

COUNTRY	MONETARY UNIT	(RATE U.S. CENTS)				
		JUNE 22	JUNE 23	JUNE 24	JUNE 25	JUNE 26
AUSTRALIA	DOLLAR	114.7100	115.0500	115.0700	114.7500	114.8000
AUSTRIA	SCHILLING	5.98355	5.99970	5.97372	5.95238	5.89971
BELGIUM	FRANC	2.58265	2.59336	2.57998	2.55885	2.55428
CANADA	DOLLAR	83.2086	83.3959	83.3681	83.2778	83.1463
DENMARK	KRONE	13.4318	13.5017	13.4273	13.3467	13.3422
FINLAND	MARKKA	22.5963	22.7247	22.6963	22.5530	22.4568
FRANCE	FRANC	17.7730	17.6445	17.6211	17.4886	17.4978
GERMANY	D. MARK	42.3191	42.4538	42.1941	41.7973	41.8761
INDIA	RUPEE	11.7371	11.7509	11.7096	11.6822	11.6414
IRELAND	POUND	154.4000	155.2500	154.4000	152.6500	152.9500
ITALY	LIRA	0.08478	0.08496	0.08465	0.08396	0.08396
JAPAN	YEN	0.44940	0.45086	0.44883	0.44356	0.44474
MALAYSIA	DOLLAR	43.0849	43.2900	43.1965	43.1127	43.0663
MEXICO	PESO	4.0925	4.0946	4.0950	4.0925	4.0891
NETHERLANDS	GUILDER	38.0228	38.2117	37.9651	37.6081	37.6790
NEW ZEALAND	DOLLAR	86.0000	86.2500	86.0800	85.6500	85.4000
NORWAY	KRONE	16.9147	16.8990	16.8848	16.7574	16.6182
PORTUGAL	ESCUDO	1.5898	1.5962	1.5911	1.5848	1.5711
SOUTH AFRICA	RAND	114.9700	115.3700	115.0000	114.1800	113.7000
SPAIN	PESETA	1.0610	1.0654	1.0574	1.0547	1.0444
SRI LANKA	RUPEE	5.3850	5.3850	5.3850	5.3850	5.3850
SWEDEN	KRONA	19.8906	19.9402	19.8708	19.7122	19.6850
SWITZERLAND	FRANC	48.6855	49.1642	49.0798	49.0437	49.3097
UNITED KINGDOM	POUND	199.1800	199.8200	197.9000	195.3000	194.9000