

Selected Interest & Exchange Rates

Weekly Series of Charts

June 22, 1981

Prepared by the
FINANCIAL MARKETS
SECTION

DIVISION OF
INTERNATIONAL FINANCE

BOARD OF GOVERNORS
FEDERAL RESERVE SYSTEM
Washington, D.C. 20551

Table of Contents

TABLES

1. LATEST FIGURES PLOTTED
2. DAILY CERTIFIED SPOT
EXCHANGE RATES--
H.10 RELEASE

CHARTS

1. SPOT EXCHANGE RATE INDICES
2. 3-MONTH FORWARD EXCHANGE RATES
3. GOLD PRICE--LONDON
4. CALL MONEY RATES
5. 3-MONTH INTEREST RATES
6. EURO-DOLLAR DEPOSIT RATES
7. SELECTED EURO-DOLLAR AND
U.S. MONEY MARKET RATES
8. INTEREST ARBITRAGE: 3-MONTH FUNDS
9. LONG-TERM GOVERNMENT BOND YIELDS
10. INDUSTRIAL STOCK INDICES

SUBSCRIPTION RATES:

Weekly \$15.00 per year or \$.40 each in the United States, its possessions, Canada, and Mexico; 10 or more of the same issue to one address, \$13.50 per year or \$.35 each. Elsewhere, \$20.00 per year or \$.50 each. Address requests to Publications Services, Division of Administrative Services, and make payment remittance payable to the order of the Board of Governors of the Federal Reserve System in a form collectible at par in U.S. Currency.

CHART 1

SPOT EXCHANGE INDICES

DOLLAR PRICES OF FOREIGN CURRENCIES AND WEIGHTED AVERAGE VALUES (THIN LINE)
 AVERAGES FOR WEEK ENDING WEDNESDAY

RATIO SCALE
 MARCH 1973=100

RATIO SCALE
 MARCH 1973=100

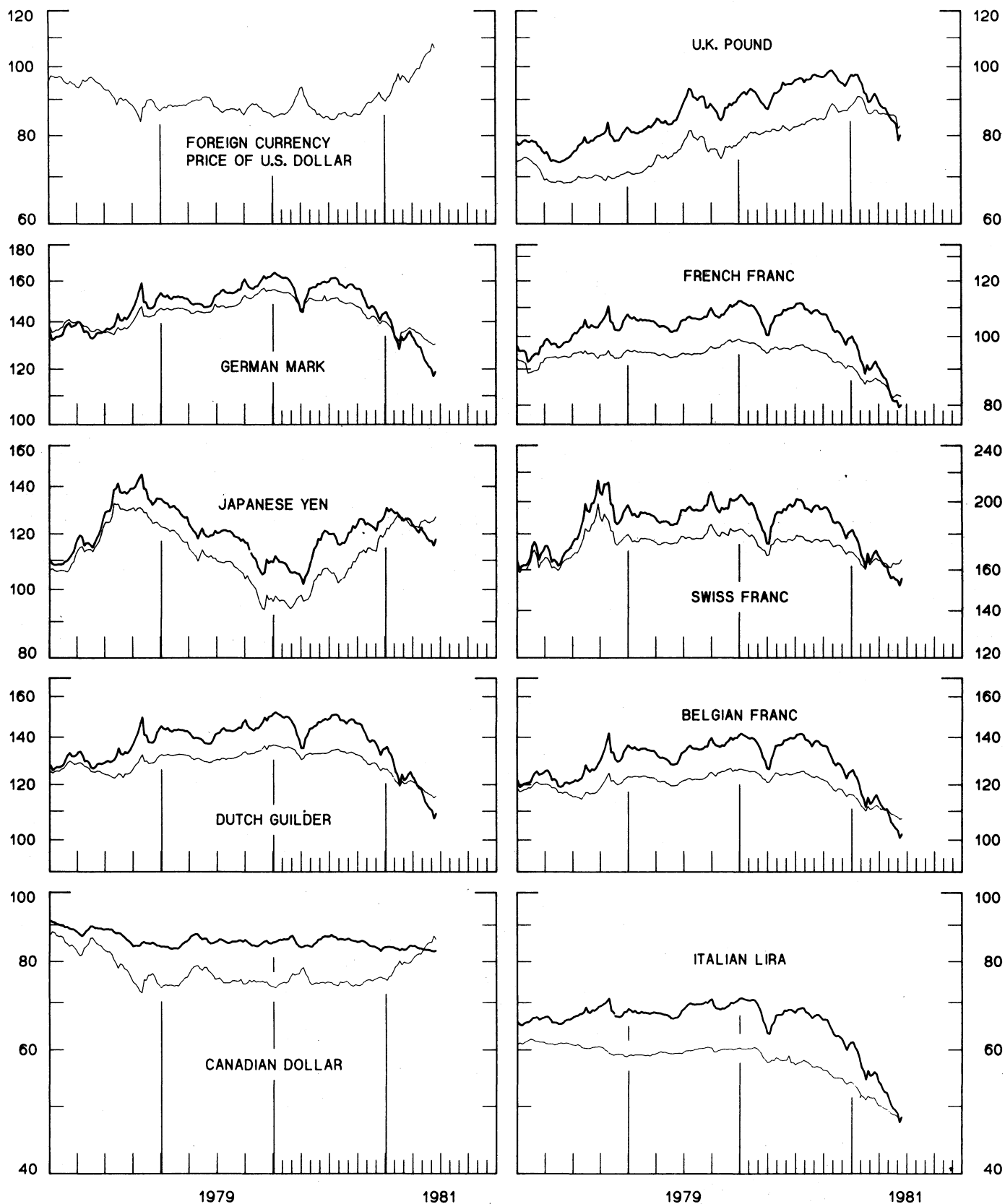


CHART 2
3-MONTH FORWARD EXCHANGE RATES
 PREMIUM (+) OR (-)
 AVERAGES FOR WEEK ENDING WEDNESDAY

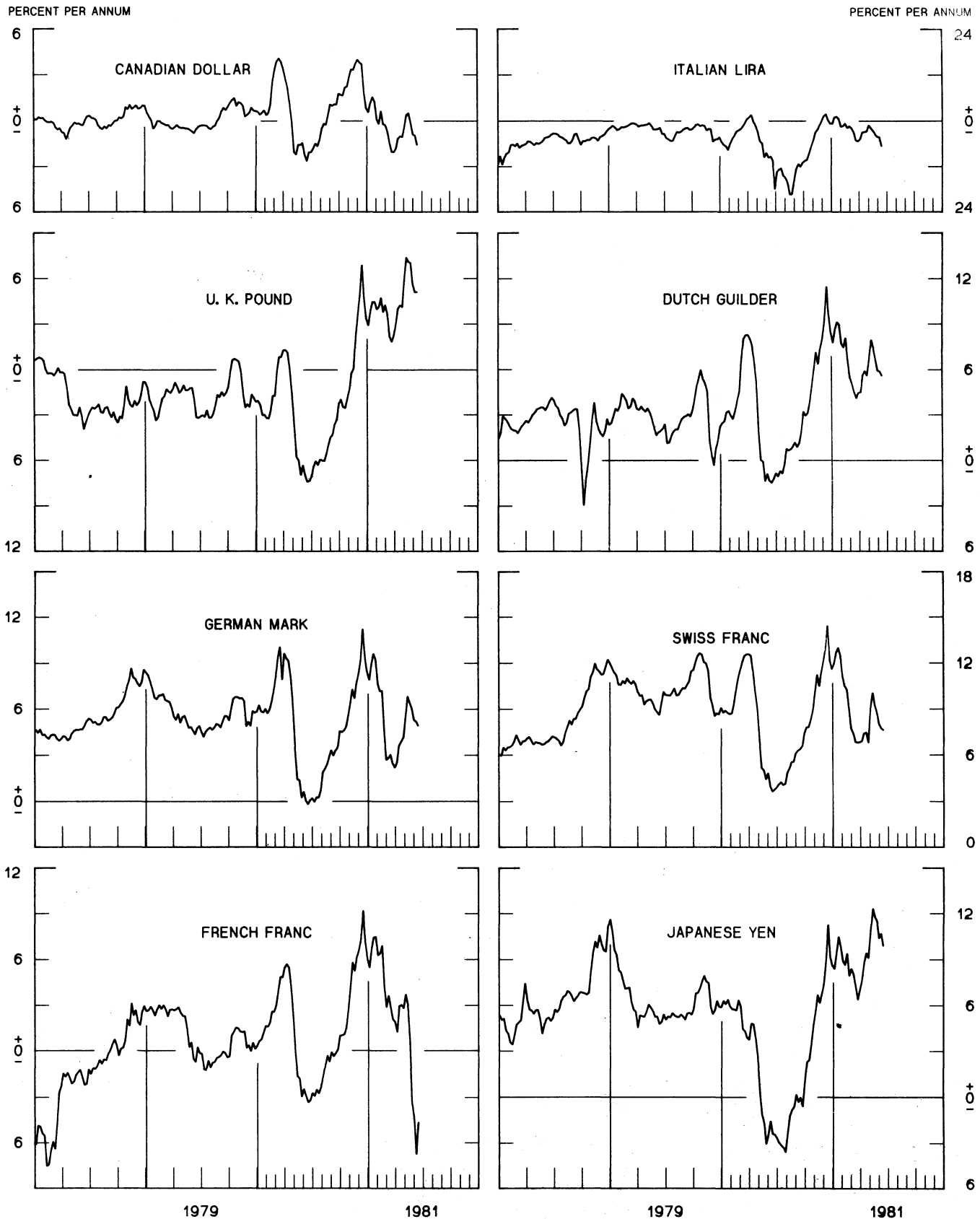


CHART 3
PRICE OF GOLD IN LONDON
AVERAGES FOR WEEK ENDING WEDNESDAY

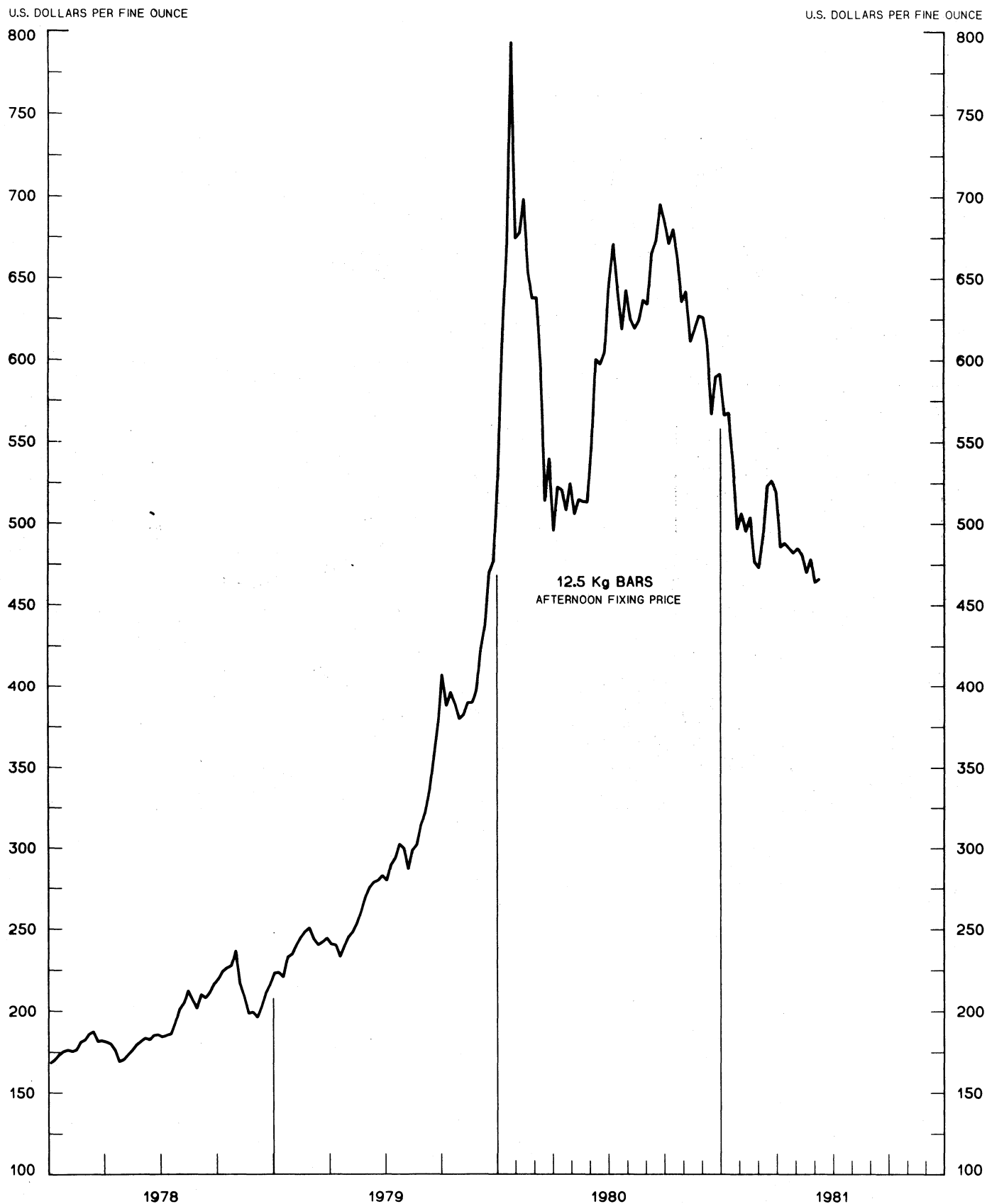
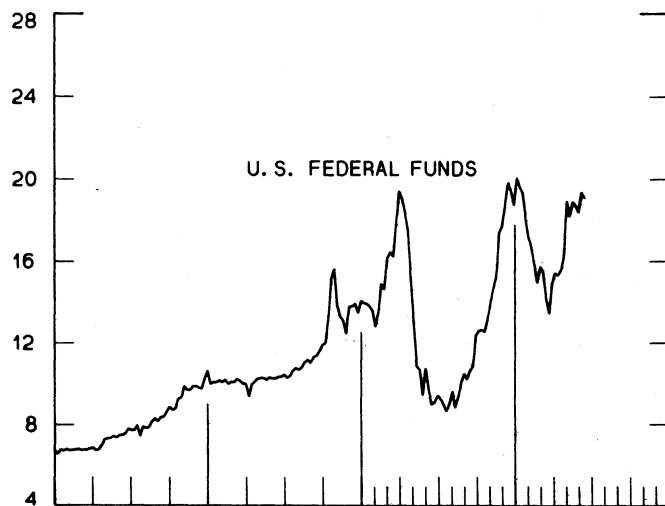


CHART 4
CALL MONEY RATES
 WEEKLY SERIES

PERCENT PER ANNUM



PERCENT PER ANNUM

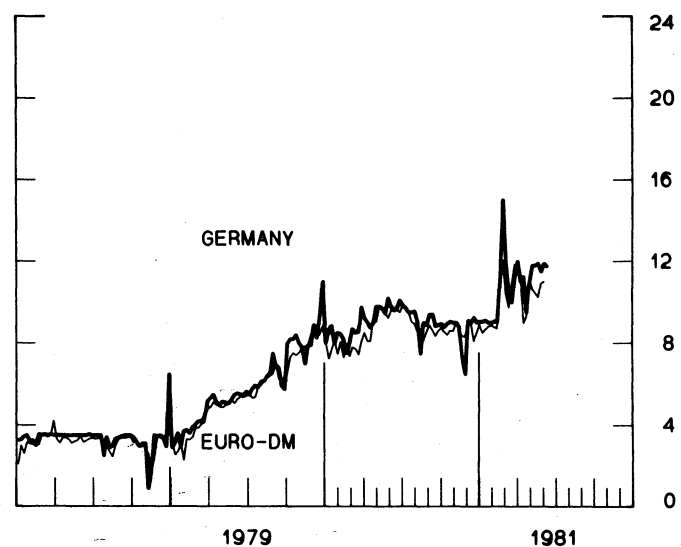
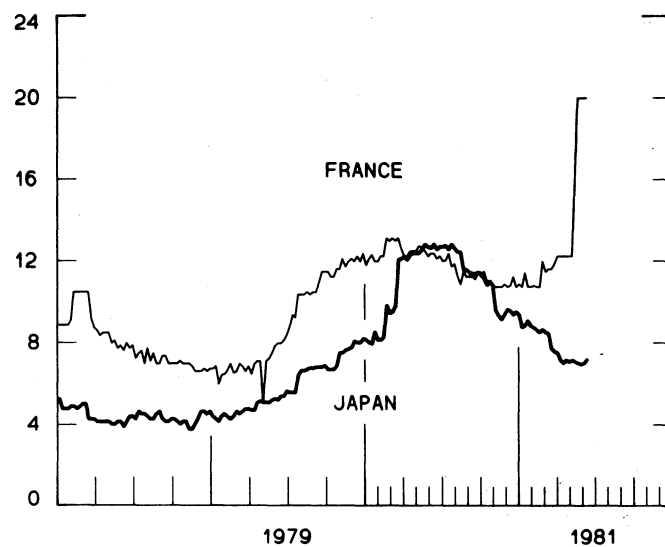
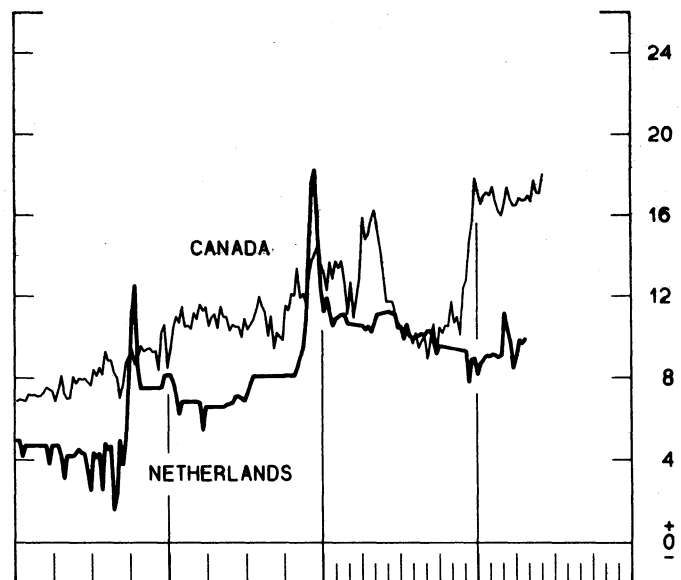
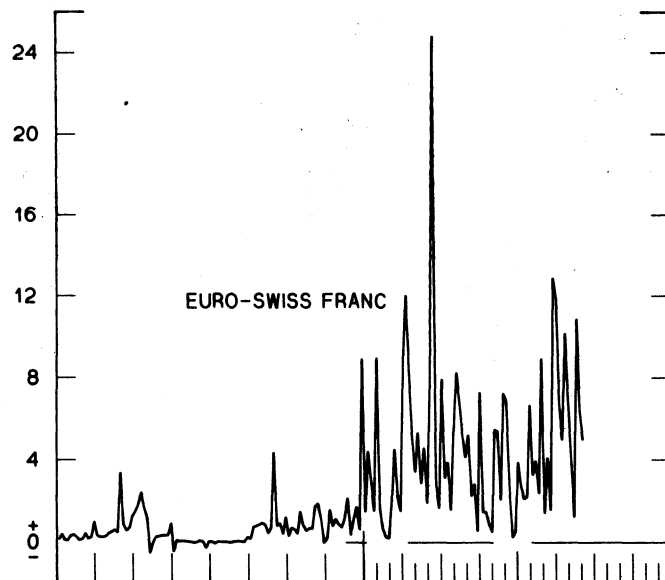
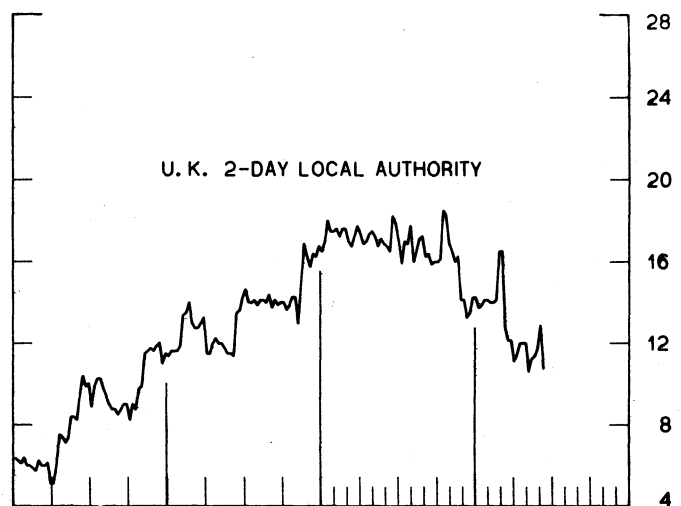


CHART 5
3-MONTH INTEREST RATES
WEEKLY SERIES

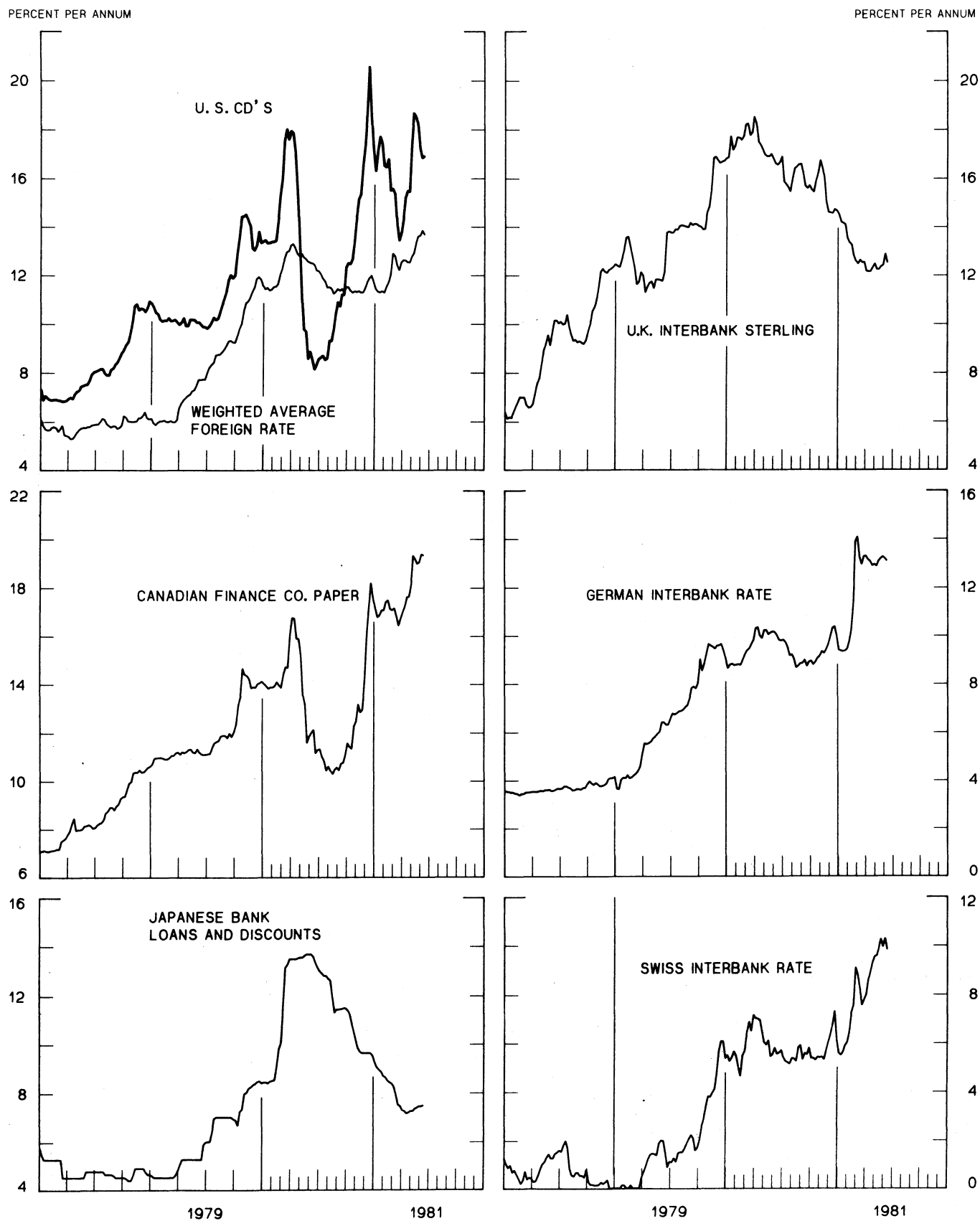


CHART 6
EURO-DOLLAR DEPOSIT RATES LONDON
 AVERAGES FOR WEEK ENDING WEDNESDAY

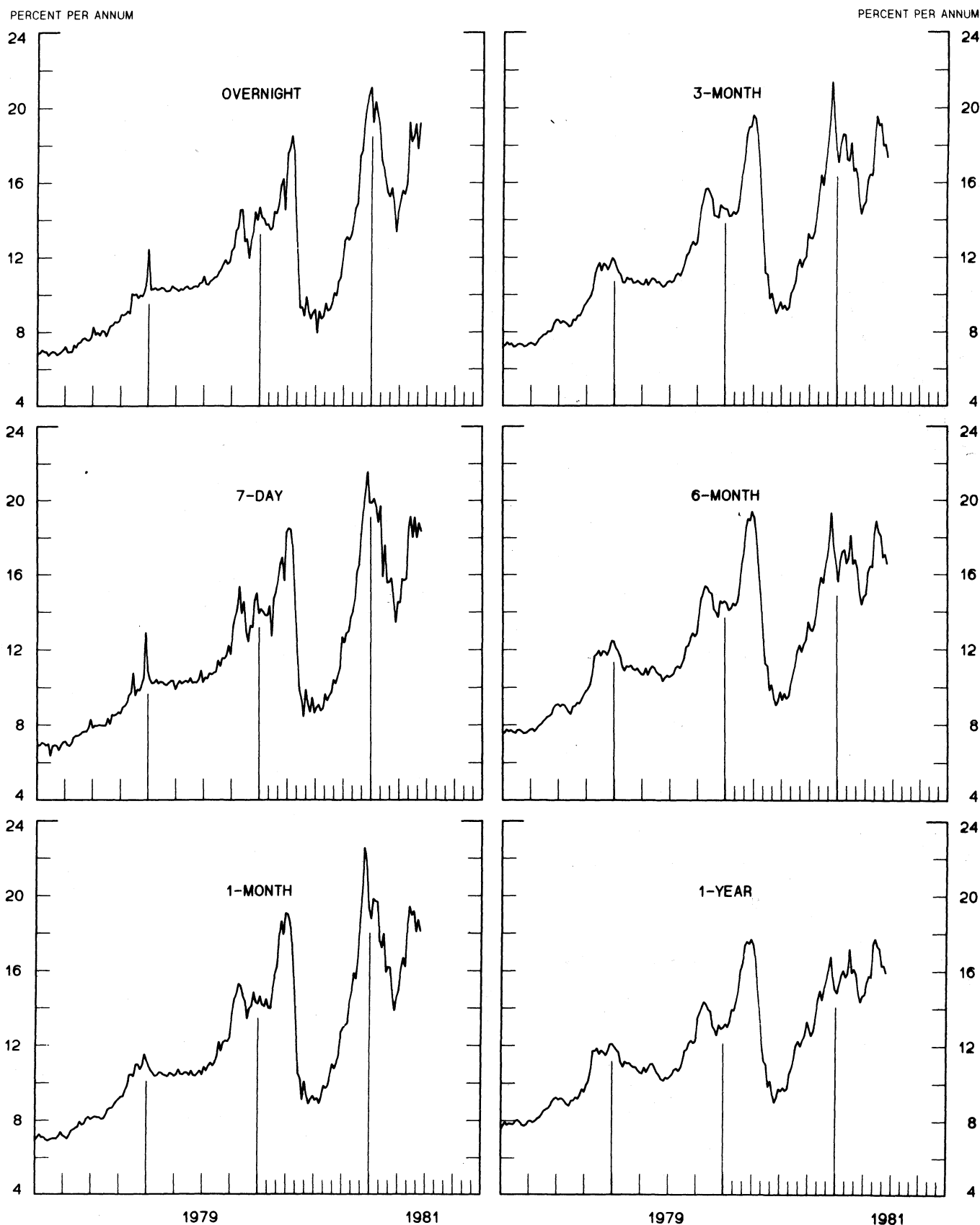
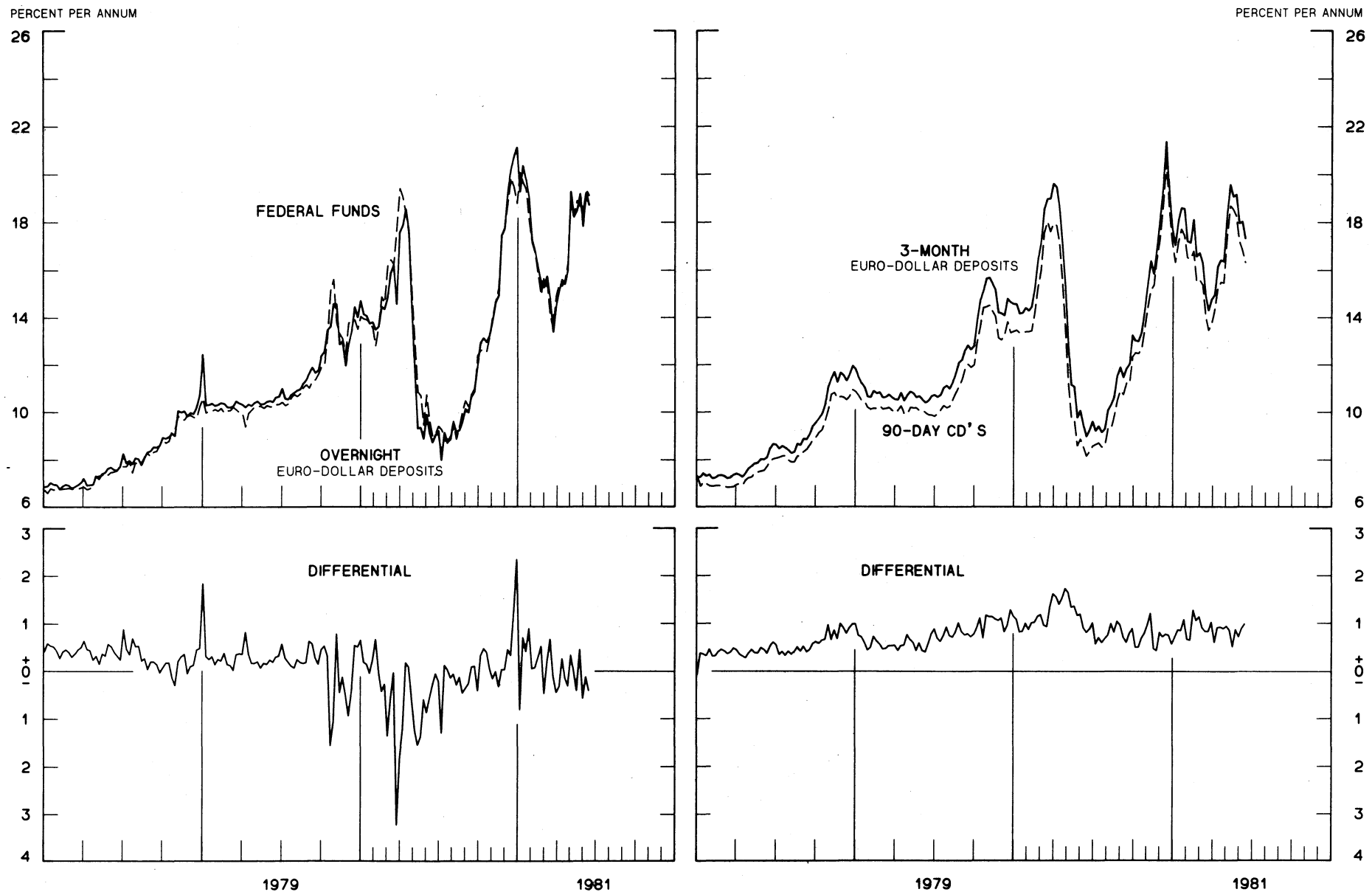


CHART 7
SELECTED EURO-DOLLAR AND U. S. MONEY MARKET RATES

DIFFERENTIAL: PLUS(+), FAVORS BORROWING IN U. S.
 AVERAGES FOR WEEK ENDING WEDNESDAY



1 PERCENT ON DIFFERENTIAL SCALE = 2 PERCENT ON RATE SCALE



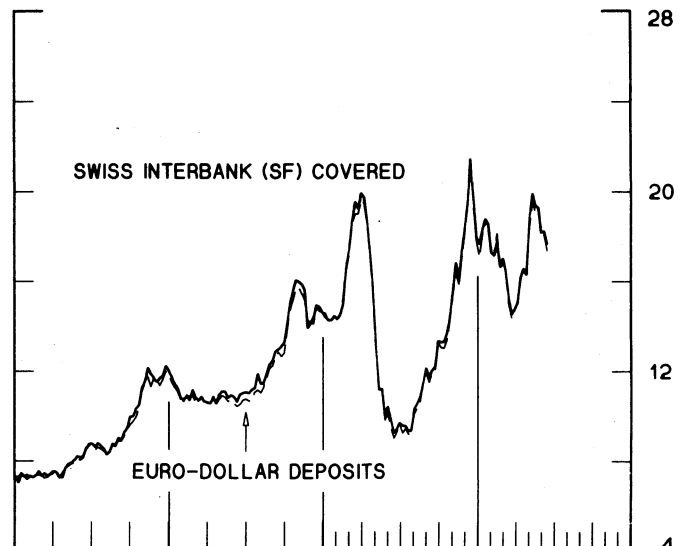
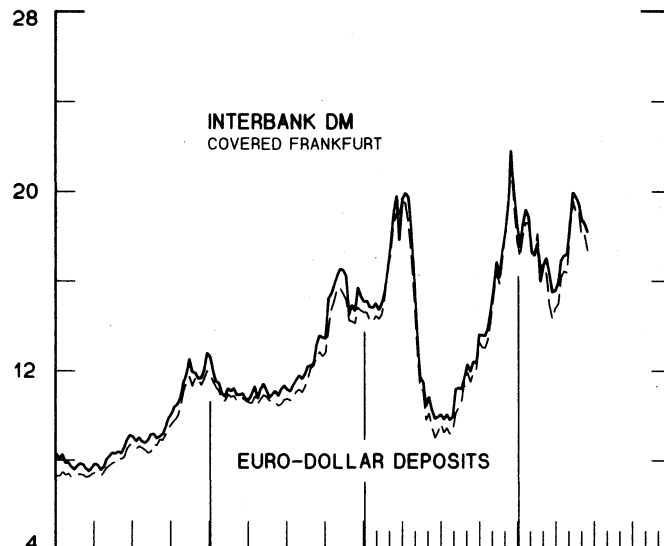
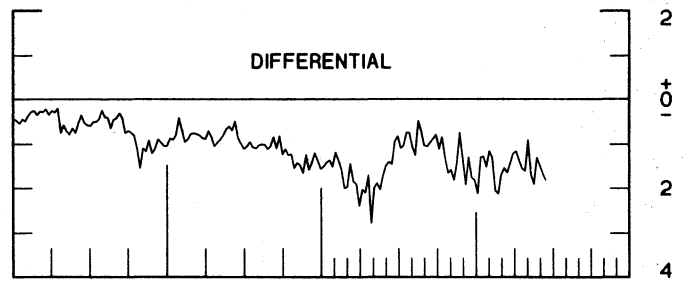
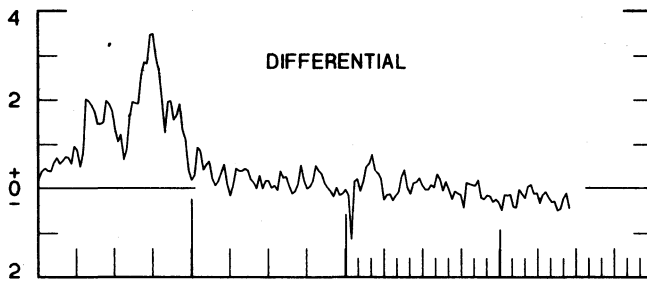
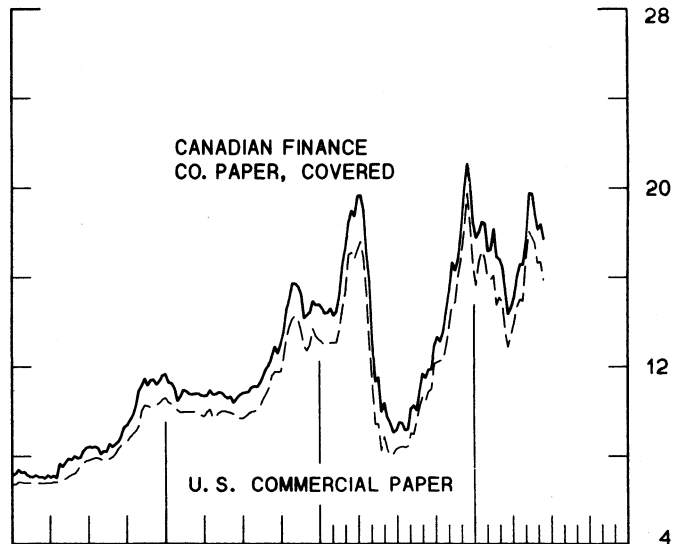
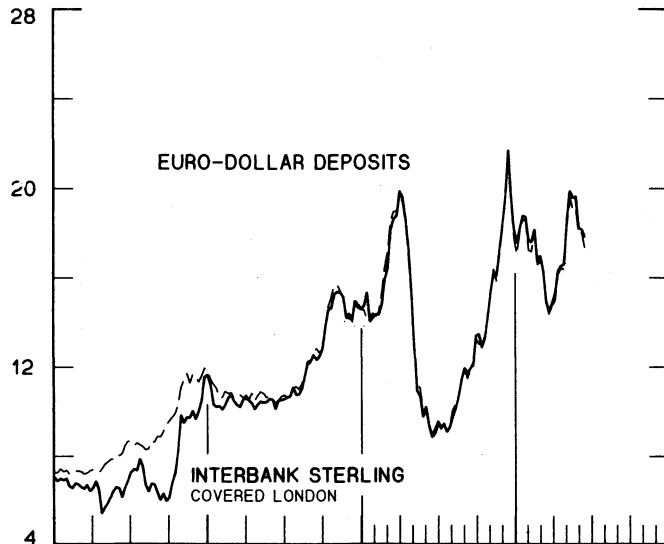
CHART 8

INTEREST ARBITRAGE: 3-MONTH FUNDS

DIFFERENTIAL: PLUS(+), INDICATES FAVOR DOLLAR ASSETS
AVERAGES FOR WEEK ENDING WEDNESDAY

PERCENT PER ANNUM

PERCENT PER ANNUM



1979

1981

1979

1981

1 PERCENT ON DIFFERENTIAL SCALE = 2 PERCENT ON RATE SCALE

CHART 9
LONG-TERM GOVERNMENT BOND YIELDS
 WEEKLY SERIES

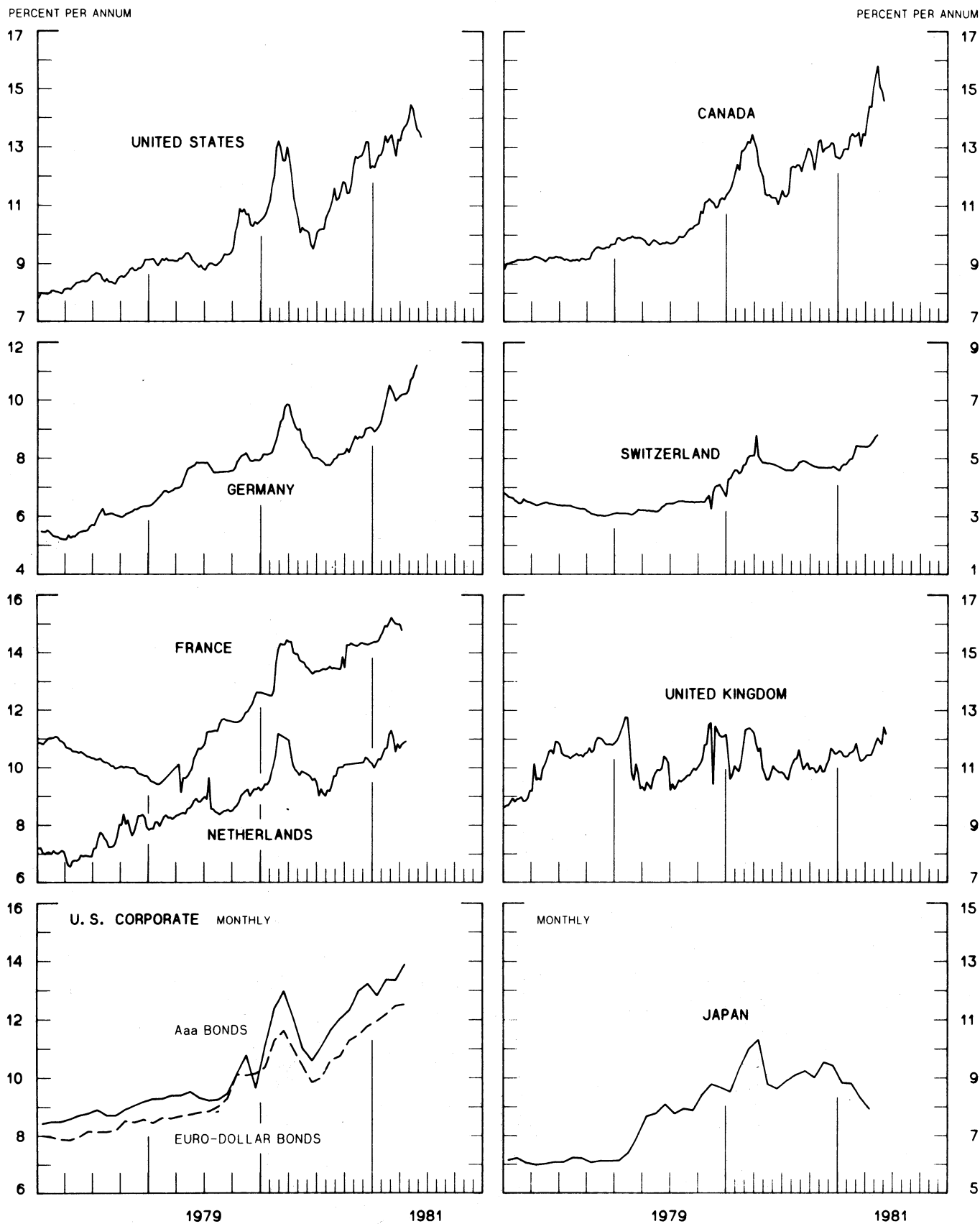
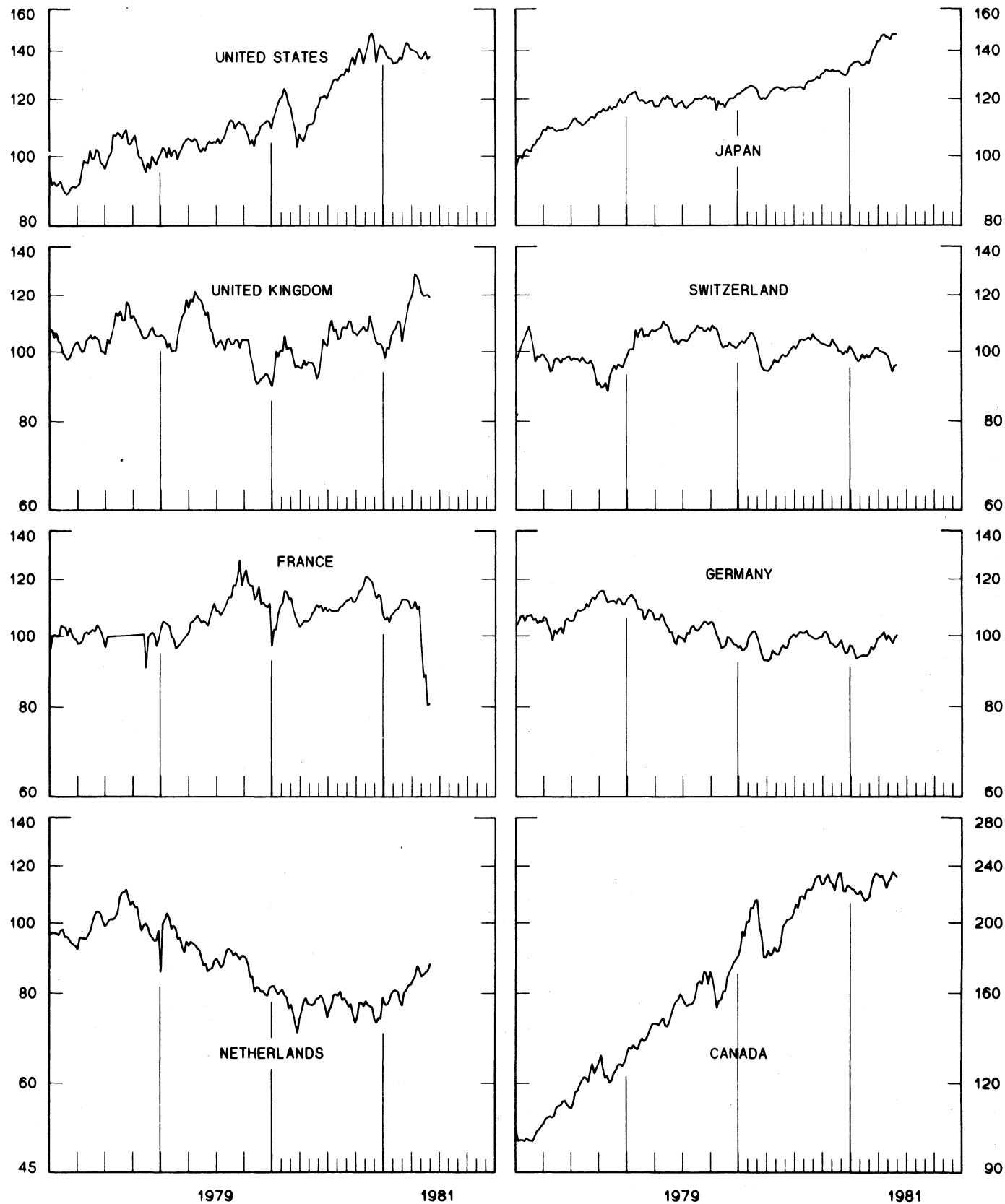


CHART 10
STOCK INDICES
 WEEKLY SERIES

RATIO SCALE
 1977=100

RATIO SCALE
 1977=100



SERIES NAME

LAST VALUE PLOTTED
DATE VALUE

CHART 1. SPOT EXCHANGE RATES AND INDICES

WEEKLY AVERAGES, NOON BUYING RATES (U.S. CENTS)

GERMAN MARK	JUNE 17	42.23
JAPANESE YEN	JUNE 17	0.45010
DUTCH GUILDER	JUNE 17	38.00
U.K. POUND	JUNE 17	198.00
CANADIAN DOLLAR	JUNE 17	83.04
FRENCH FRANC	JUNE 17	17.74
SWISS FRANC	JUNE 17	48.30
BELGIAN FRANC	JUNE 17	2.58468
ITALIAN LIRA	JUNE 17	0.08470

INDICES, MARCH 1973 BASE RATES = 100

GERMAN MARK	JUNE 17	118.79
JAPANESE YEN	JUNE 17	117.85
DUTCH GUILDER	JUNE 17	109.10
U.K. POUND	JUNE 17	80.08
CANADIAN DOLLAR	JUNE 17	82.77
FRENCH FRANC	JUNE 17	79.95
SWISS FRANC	JUNE 17	155.39
BELGIAN FRANC	JUNE 17	101.85
ITALIAN LIRA	JUNE 17	48.12

WEIGHTED AVERAGE EXCHANGE VALUE INDICES, MAR 1973 = 100
(G-10 COUNTRIES PLUS SWITZERLAND)

U.S. DOLLAR	JUNE 17	106.43
GERMAN MARK	JUNE 17	130.30
JAPANESE YEN	JUNE 17	126.98
DUTCH GUILDER	JUNE 17	115.67
U.K. POUND	JUNE 17	82.61
CANADIAN DOLLAR	JUNE 17	85.99
FRENCH FRANC	JUNE 17	82.31
SWISS FRANC	JUNE 17	165.52
BELGIAN FRANC	JUNE 17	107.35
ITALIAN LIRA	JUNE 17	47.97
SWEDISH KRONA	JUNE 17	91.89

CHART 2. 3-MONTH FORWARD EXCHANGE RATES, PREMIUM OR DISCOUNT

CANADIAN DOLLAR	JUNE 17	-1.59
U.K. POUND	JUNE 17	5.10
GERMAN MARK	JUNE 17	4.89
FRENCH FRANC	JUNE 17	-4.69
SWISS FRANC	JUNE 17	7.60
DUTCH GUILDER	JUNE 17	5.58
JAPANESE YEN	JUNE 17	9.88
ITALIAN LIRA	JUNE 17	-6.71

SERIES NAME

LAST VALUE PLOTTE
DATE VALUE

CHART 3. GOLD PRICE IN LONDON, AFTERNOON FIXING

U.S. DOLLARS PER FINE OUNCE	JUNE 17	466.25
-----------------------------	---------	--------

CHART 4. CALL MONEY RATES

U.S. FEDERAL FUNDS	JUNE 17	19.10
OVERNIGHT EURO-DOLLAR DEPOSITS	JUNE 17	18.69
U.K. 2-DAY LOCAL AUTHORITY DEPOSITS	JUNE 12	10.75
CANADA	JUNE 5	18.05
GERMANY	JUNE 12	11.75
EURO-DM	JUNE 5	11.02
JAPAN	JUNE 12	7.19
FRANCE	JUNE 12	20.00
NETHERLANDS	APRIL 24	9.90
EURO-SWISS FRANC	JUNE 5	5.00

CHART 5. 3-MONTH INTEREST RATES

U.S. 90-DAY CD'S, SECONDARY MARKET	JUNE 17	16.35
GERMAN INTERBANK LOAN	JUNE 17	13.10
JAPANESE BANK LOANS & DISCOUNTS	JUNE 17	7.48
CANADIAN FINANCE PAPER	JUNE 17	19.35
INTERBANK STERLING	JUNE 17	12.55
SWISS INTERBANK LOAN	JUNE 17	9.85
WEIGHTED AVERAGE FOREIGN INTEREST RATE (G-10 COUNTRIES PLUS SWITZERLAND)	JUNE 17	13.70

CHART 6. EURO-DOLLAR DEPOSIT RATES: LONDON

OVERNIGHT	JUNE 17	18.69
7-DAY	JUNE 17	18.34
1-MONTH	JUNE 17	18.06
3-MONTH	JUNE 17	17.35
6-MONTH	JUNE 17	16.56
1-YEAR	JUNE 17	15.93

CHART 7. SELECTED EURO-DOLLAR AND U.S. MONEY MARKET RATES

OVERNIGHT EURO-DOLLAR DEPOSITS	JUNE 17	18.69
U.S. FEDERAL FUNDS	JUNE 17	19.10
DIFFERENTIAL ADJ. FOR RESERVE REQUIREMENTS	JUNE 17	-0.41
3-MONTH EURO-DOLLAR DEPOSIT RATE	JUNE 17	17.35
U.S. 90-DAY CD'S, SECONDARY MARKET	JUNE 17	16.35
DIFFERENTIAL	JUNE 17	1.00

SERIES NAME

LAST VALUE PLOTTED
DATE VALUE

CHART 8. INTEREST ARBITRAGE, 3-MONTH FUNDS

EURO-DOLLAR DEPOSIT	JUNE 17	17.35
INTERBANK STERLING (LONDON), COVERED	JUNE 17	17.81
DIFFERENTIAL	JUNE 17	-0.46
U.S. COMMERCIAL PAPER	JUNE 17	15.86
CANADIAN FINANCE PAPER, COVERED	JUNE 17	17.69
DIFFERENTIAL	JUNE 17	-1.83
EURO-DOLLAR DEPOSIT	JUNE 17	17.35
INTERBANK DM (FRANKFURT), COVERED	JUNE 17	18.15
DIFFERENTIAL	JUNE 17	-0.80
EURO-DOLLAR DEPOSIT	JUNE 17	17.35
SWISS INTERBANK, COVERED	JUNE 17	17.64
DIFFERENTIAL	JUNE 17	-0.29

CHART 9. LONG TERM GOVERNMENT BOND YIELDS

UNITED STATES	JUNE 12	13.34
GERMANY	MAY 29	11.22
JAPAN (MONTHLY)	APRIL	7.90
SWITZERLAND	MAY 15	5.82
CANADA	JUNE 5	14.60
FRANCE	APRIL 10	14.76
NETHERLANDS	APRIL 24	10.91
UNITED KINGDOM	JUNE 12	12.17

U.S. CORPORATE

AAA BONDS	APRIL	13.88
EURO-DOLLAR BONDS	APRIL	12.51

CHART 10. STOCK INDICES

UNITED STATES	JUNE 10	137.46
UNITED KINGDOM	JUNE 10	119.23
CANADA	JUNE 10	231.75
GERMANY	JUNE 10	100.20
SWITZERLAND	JUNE 10	95.84
NETHERLANDS	JUNE 10	87.80
FRANCE	JUNE 10	80.80
JAPAN	JUNE 10	147.73

FEDERAL RESERVE statistical release



H. 10 (512)

JUNE 24, 1981

FOREIGN EXCHANGE RATES

FOR THE WEEK ENDING JUNE 19, 1981

The Board of Governors of the Federal Reserve System is advised that the Federal Reserve Bank of New York has certified for customs purposes the following noon buying rate in New York City for cable transfers payable in foreign currencies:

COUNTRY	MONETARY UNIT	(RATE U.S. CENTS)				
		JUNE 15	JUNE 16	JUNE 17	JUNE 18	JUNE 19
AUSTRALIA	DOLLAR	114.3500	114.6500	114.9100	114.7700	114.6000
AUSTRIA	SCHILLING	5.97729	6.04961	6.03865	5.98087	5.92768
BELGIUM	FRANC	2.59605	2.61370	2.61097	2.57732	2.56937
CANADA	DOLLAR	83.2016	83.0565	82.9807	82.9257	82.9188
DENMARK	KRONE	13.5318	13.5980	13.5474	13.4935	13.4093
FINLAND	MARKKA	22.5225	22.6860	22.6912	22.5378	22.4090
FRANCE	FRANC	17.8476	17.9340	17.9179	17.6678	17.7384
GERMANY	D. MARK	42.6257	42.5985	42.5768	42.1550	42.0610
INDIA	RUPEE	11.6959	11.7786	11.7786	11.7509	11.7233
IRELAND	POUND	154.6000	155.0000	155.7500	154.3000	153.1000
ITALY	LIRA	0.08547	0.08525	0.08556	0.08482	0.08432
JAPAN	YEN	0.45517	0.45424	0.45269	0.45025	0.44773
MALAYSIA	DOLLAR	42.8266	42.8725	42.8816	42.9000	42.9461
MEXICO	PESO	4.1102	4.1085	4.1076	4.1017	4.1000
NETHERLANDS	GUILDER	38.2995	38.4615	38.3289	37.9867	37.8358
NEW ZEALAND	DOLLAR	86.3500	86.6000	86.2000	86.0000	85.5600
NORWAY	KRONE	17.0794	17.0853	17.0721	16.9420	16.8464
PORTUGAL	ESCUDO	1.5911	1.6013	1.6598	1.5974	1.5810
SOUTH AFRICA	RAND	116.0500	116.1700	115.8000	115.3500	115.1000
SPAIN	PESETA	1.0592	1.0678	1.0689	1.0610	1.0499
SRI LANKA	RUPEE	5.3850	5.3850	5.3850	5.3850	5.3850
SWEDEN	KRONA	20.0000	19.8906	19.9402	19.8570	19.8216
SWITZERLAND	FRANC	48.9117	48.7686	48.8281	48.2626	48.3559
UNITED KINGDOM	POUND	200.2000	199.4800	199.7000	197.6000	197.2000