

(516.517)

*2113*

---

# Selected Interest & Exchange Rates

## Weekly Series of Charts

June 15, 1981

Prepared by the  
FINANCIAL MARKETS  
SECTION

DIVISION OF  
INTERNATIONAL FINANCE

BOARD OF GOVERNORS  
FEDERAL RESERVE SYSTEM  
Washington, D.C. 20551

---

# Table of Contents

## **TABLES**

1. LATEST FIGURES PLOTTED
2. DAILY CERTIFIED SPOT  
EXCHANGE RATES--  
H.10 RELEASE

## **CHARTS**

1. SPOT EXCHANGE RATE INDICES
2. 3-MONTH FORWARD EXCHANGE RATES
3. GOLD PRICE--LONDON
4. CALL MONEY RATES
5. 3-MONTH INTEREST RATES
6. EURO-DOLLAR DEPOSIT RATES
7. SELECTED EURO-DOLLAR AND  
U.S. MONEY MARKET RATES
8. INTEREST ARBITRAGE: 3-MONTH FUNDS
9. LONG-TERM GOVERNMENT BOND YIELDS
10. INDUSTRIAL STOCK INDICES

## **SUBSCRIPTION RATES:**

Weekly \$15.00 per year or \$.40 each in the United States, its possessions, Canada, and Mexico; 10 or more of the same issue to one address, \$13.50 per year or \$.35 each. Elsewhere, \$20.00 per year or \$.50 each. Address requests to Publications Services, Division of Administrative Services, and make payment remittance payable to the order of the Board of Governors of the Federal Reserve System in a form collectible at par in U.S. Currency.

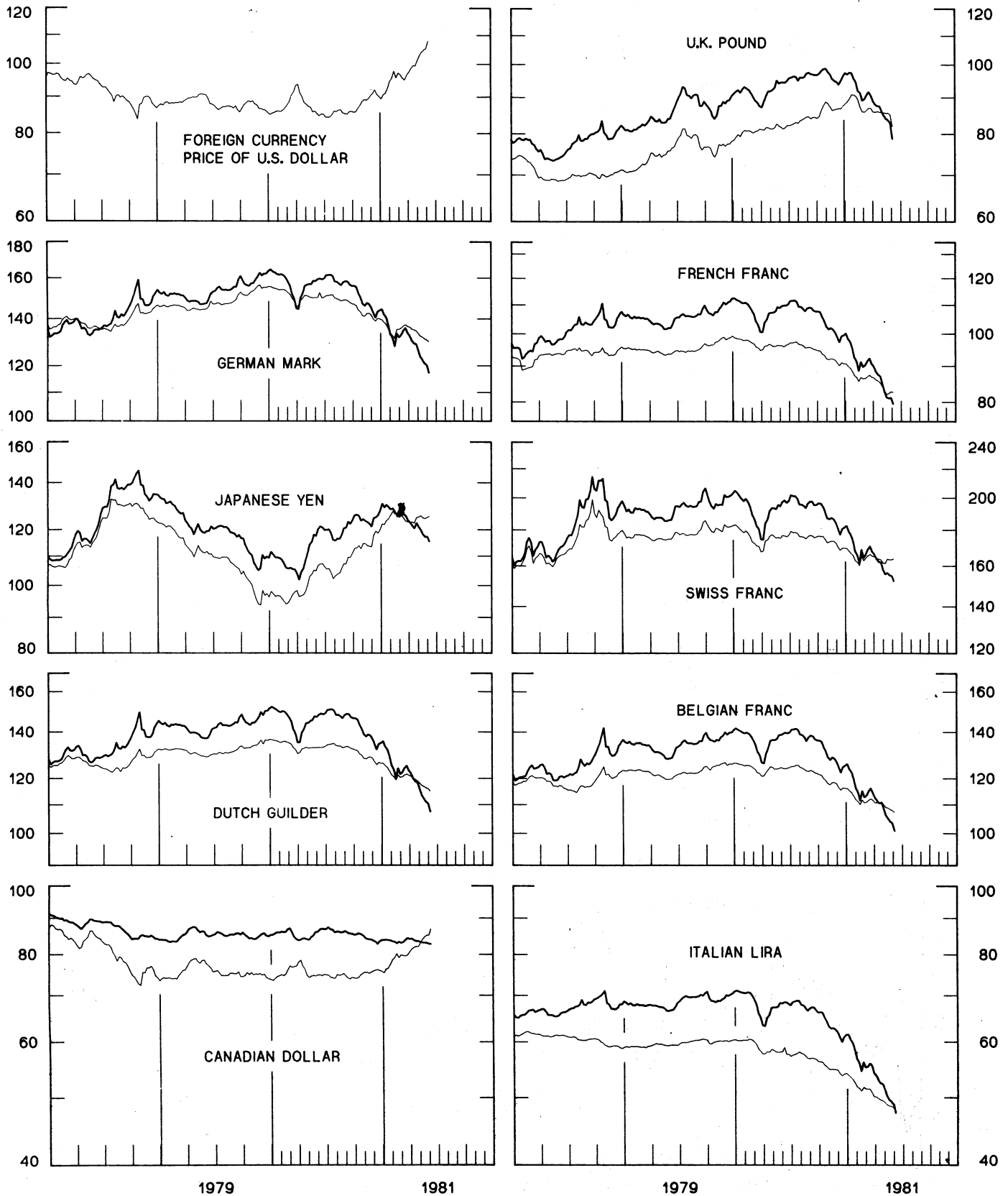
CHART 1

## SPOT EXCHANGE INDICES

DOLLAR PRICES OF FOREIGN CURRENCIES AND WEIGHTED AVERAGE VALUES (THIN LINE)  
AVERAGES FOR WEEK ENDING WEDNESDAY

RATIO SCALE  
MARCH 1973=100

RATIO SCALE  
MARCH 1973=100



# CHART 2 3-MONTH FORWARD EXCHANGE RATES

PREMIUM (+) OR (-)  
AVERAGES FOR WEEK ENDING WEDNESDAY

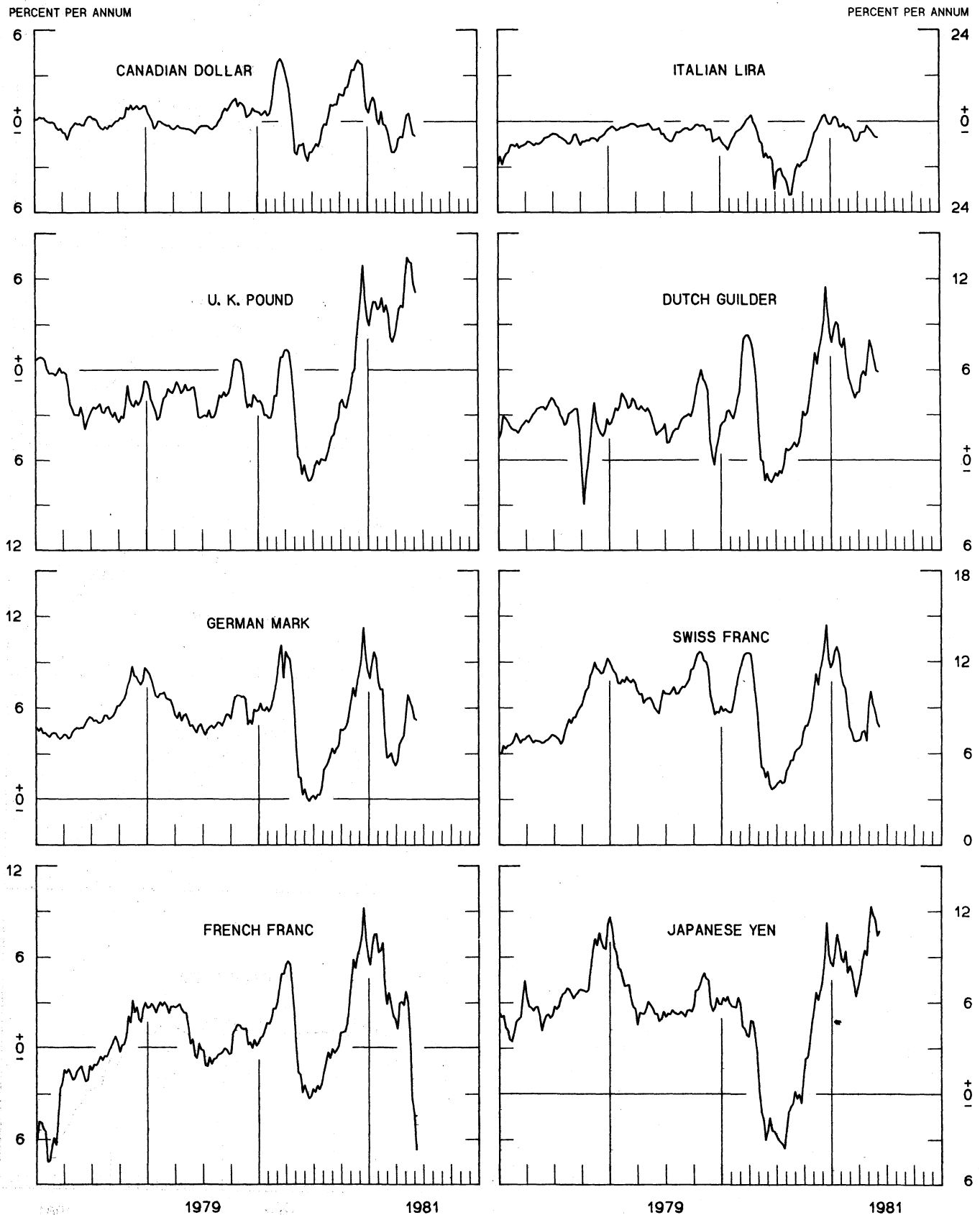


CHART 3  
PRICE OF GOLD IN LONDON  
AVERAGES FOR WEEK ENDING WEDNESDAY

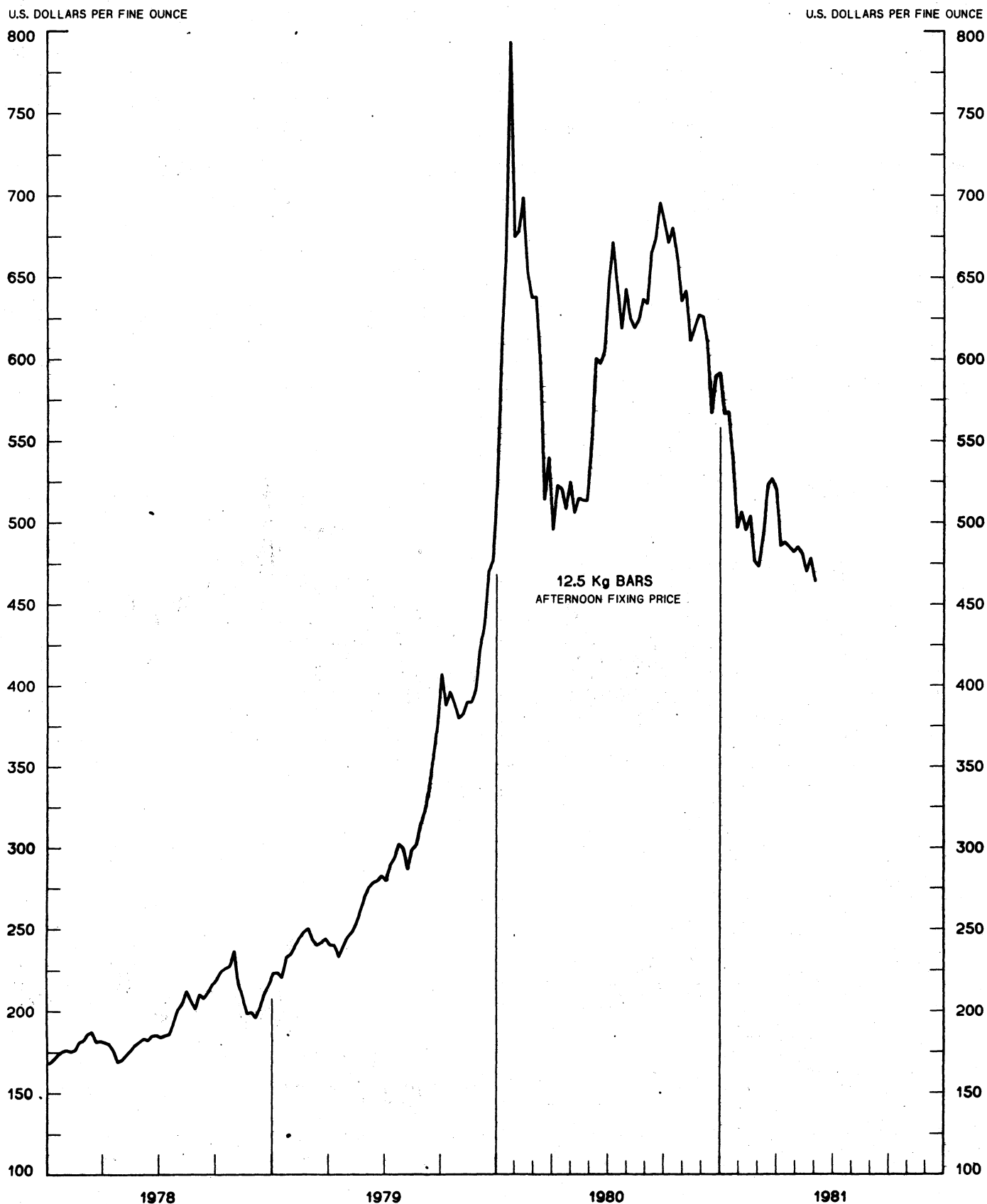


CHART 4  
**CALL MONEY RATES**  
 WEEKLY SERIES

PERCENT PER ANNUM

PERCENT PER ANNUM

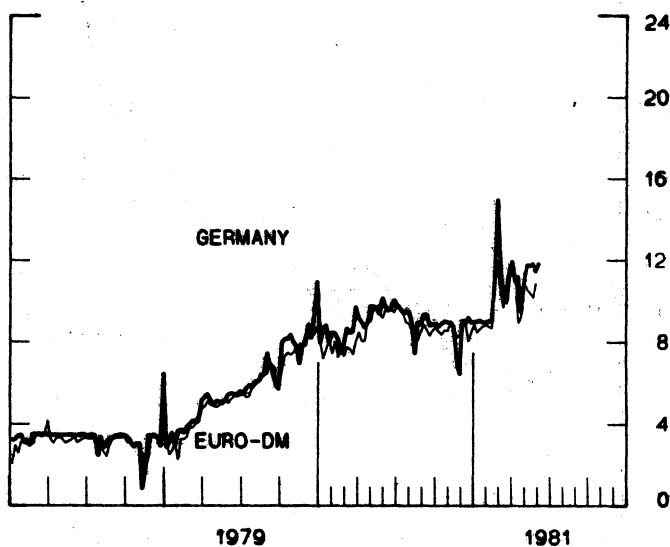
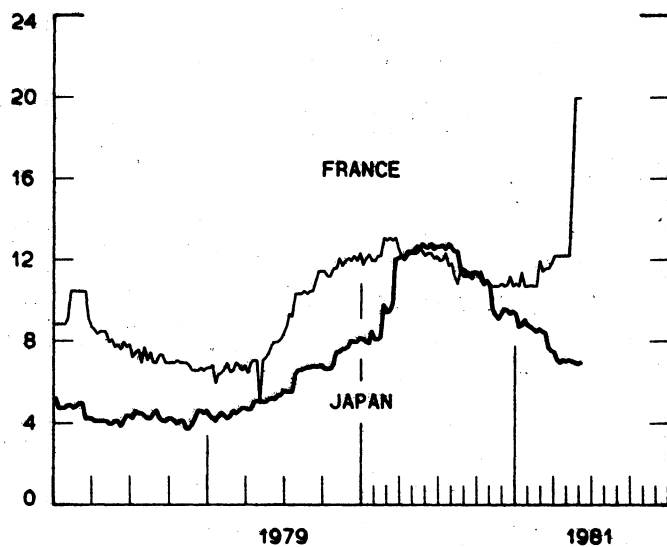
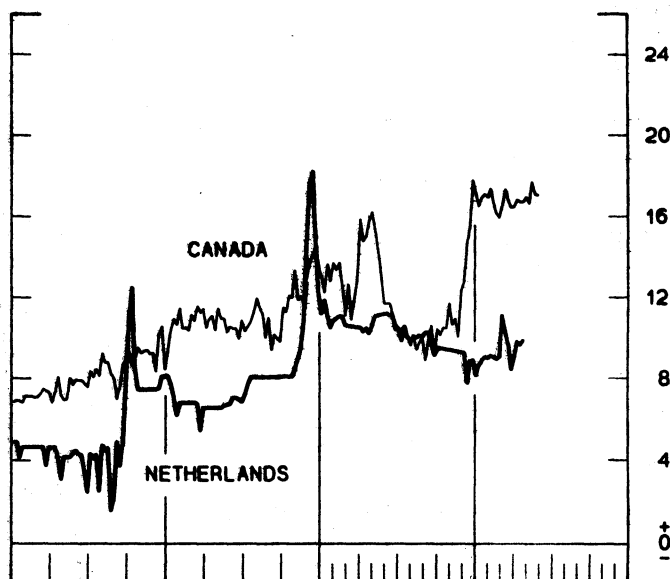
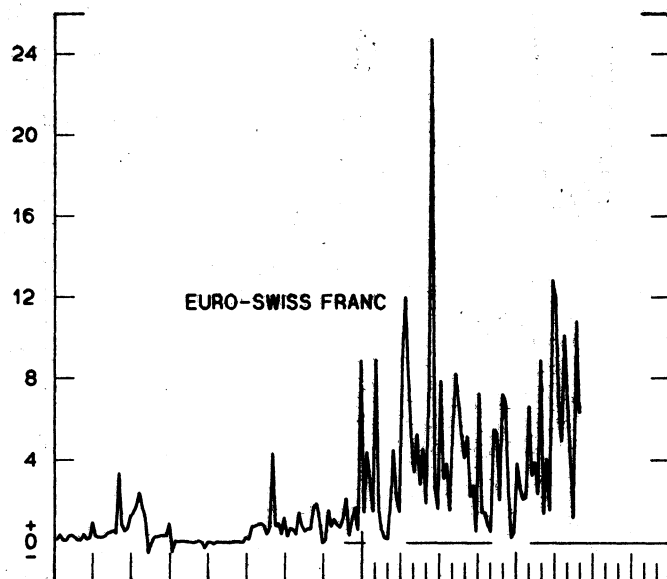
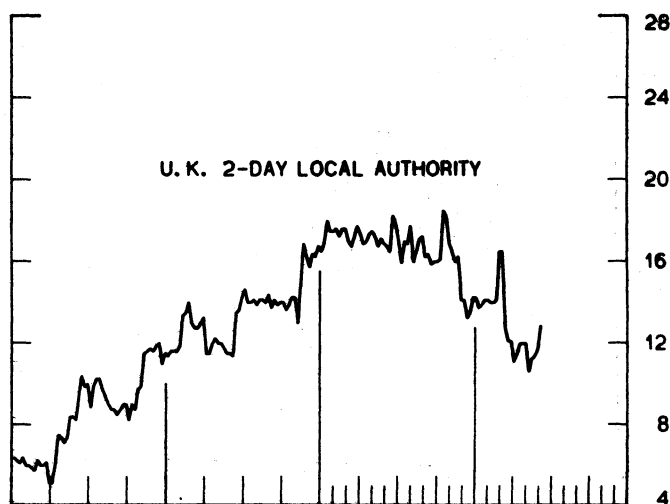
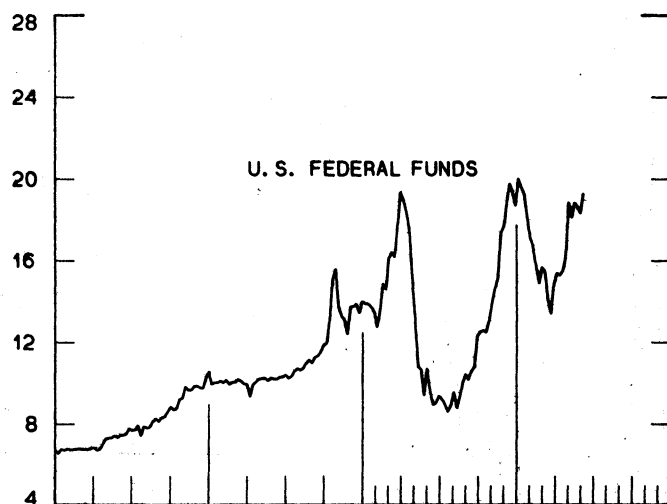


CHART 5  
**3-MONTH INTEREST RATES**  
 WEEKLY SERIES

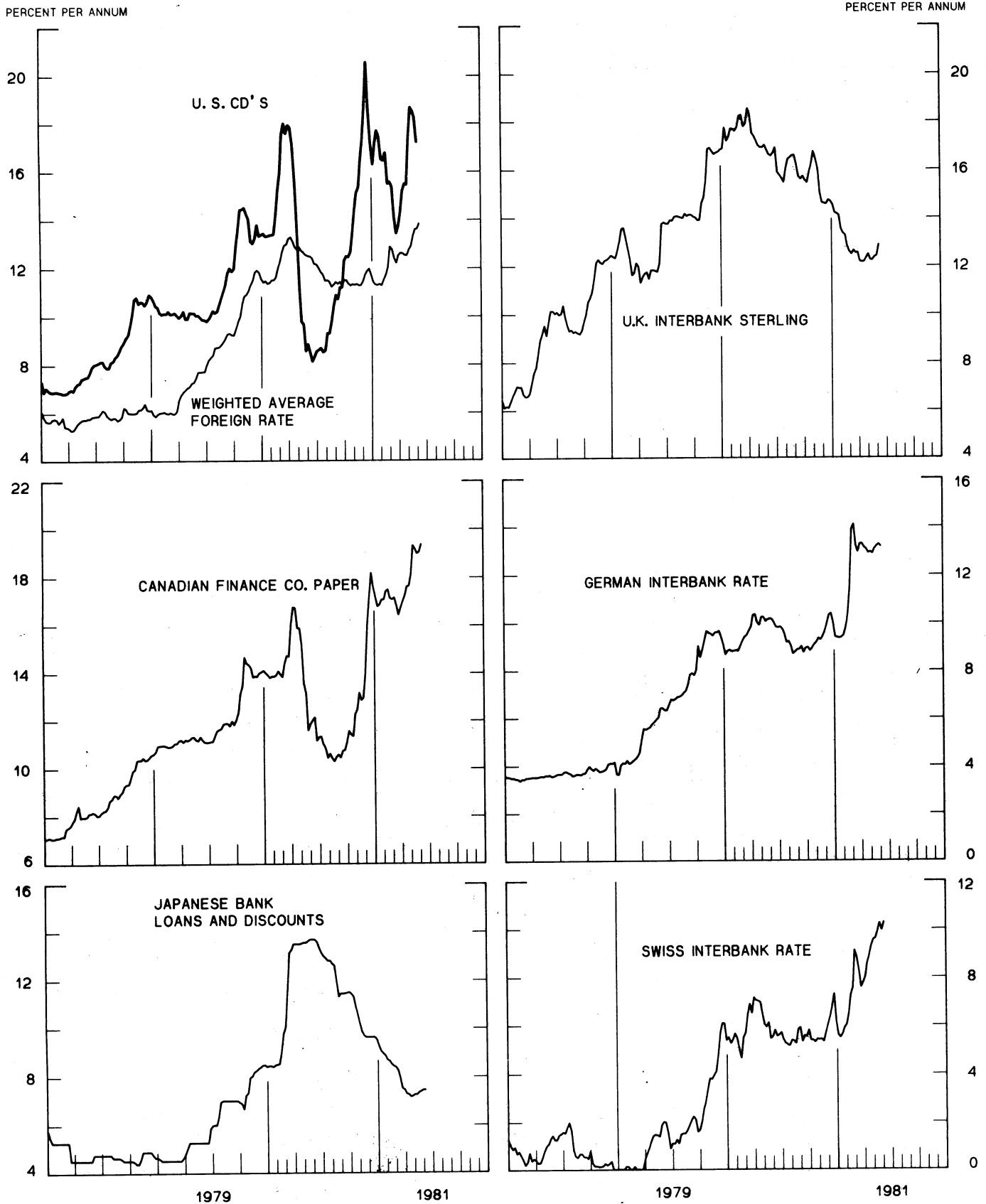
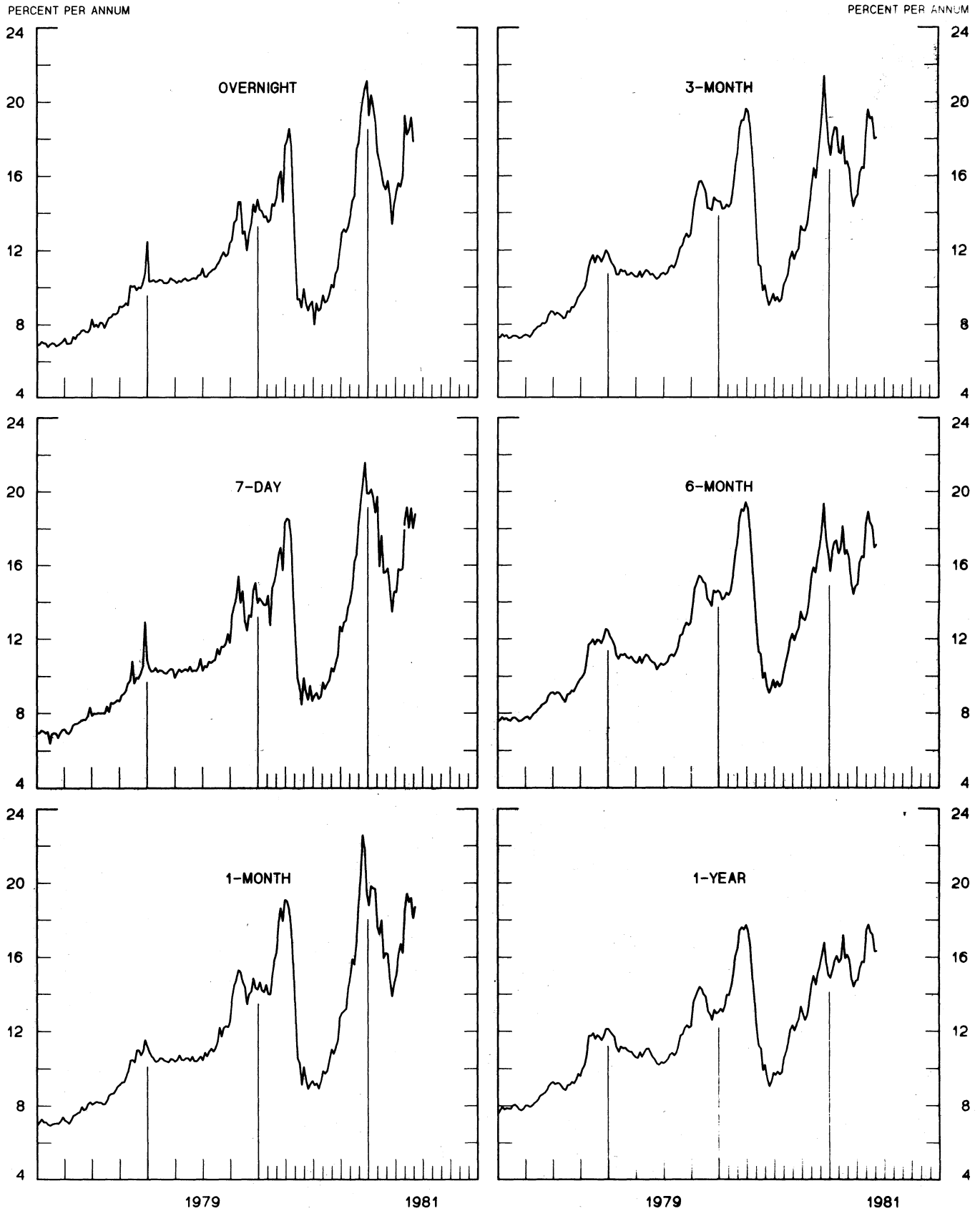


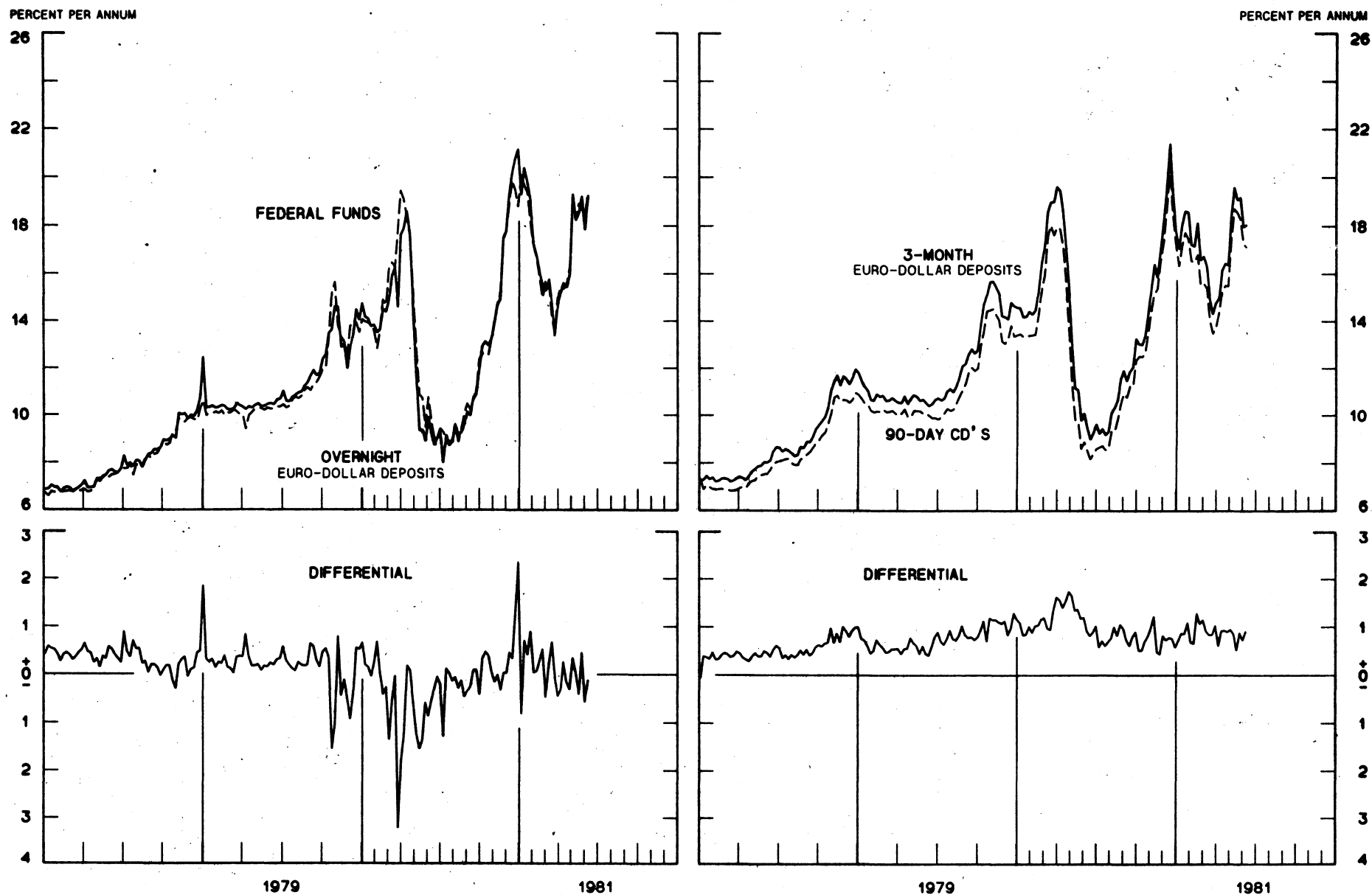
CHART 6  
**EURO-DOLLAR DEPOSIT RATES LONDON**  
AVERAGES FOR WEEK ENDING WEDNESDAY





# CHART 7 SELECTED EURO-DOLLAR AND U. S. MONEY MARKET RATES

DIFFERENTIAL: PLUS(+), FAVORS BORROWING IN U. S.  
AVERAGES FOR WEEK ENDING WEDNESDAY



1 PERCENT ON DIFFERENTIAL SCALE = 2 PERCENT ON RATE SCALE

CHART 8  
**INTEREST ARBITRAGE: 3-MONTH FUNDS**  
 DIFFERENTIAL: PLUS(+), INDICATES FAVOR DOLLAR ASSETS  
 AVERAGES FOR WEEK ENDING WEDNESDAY

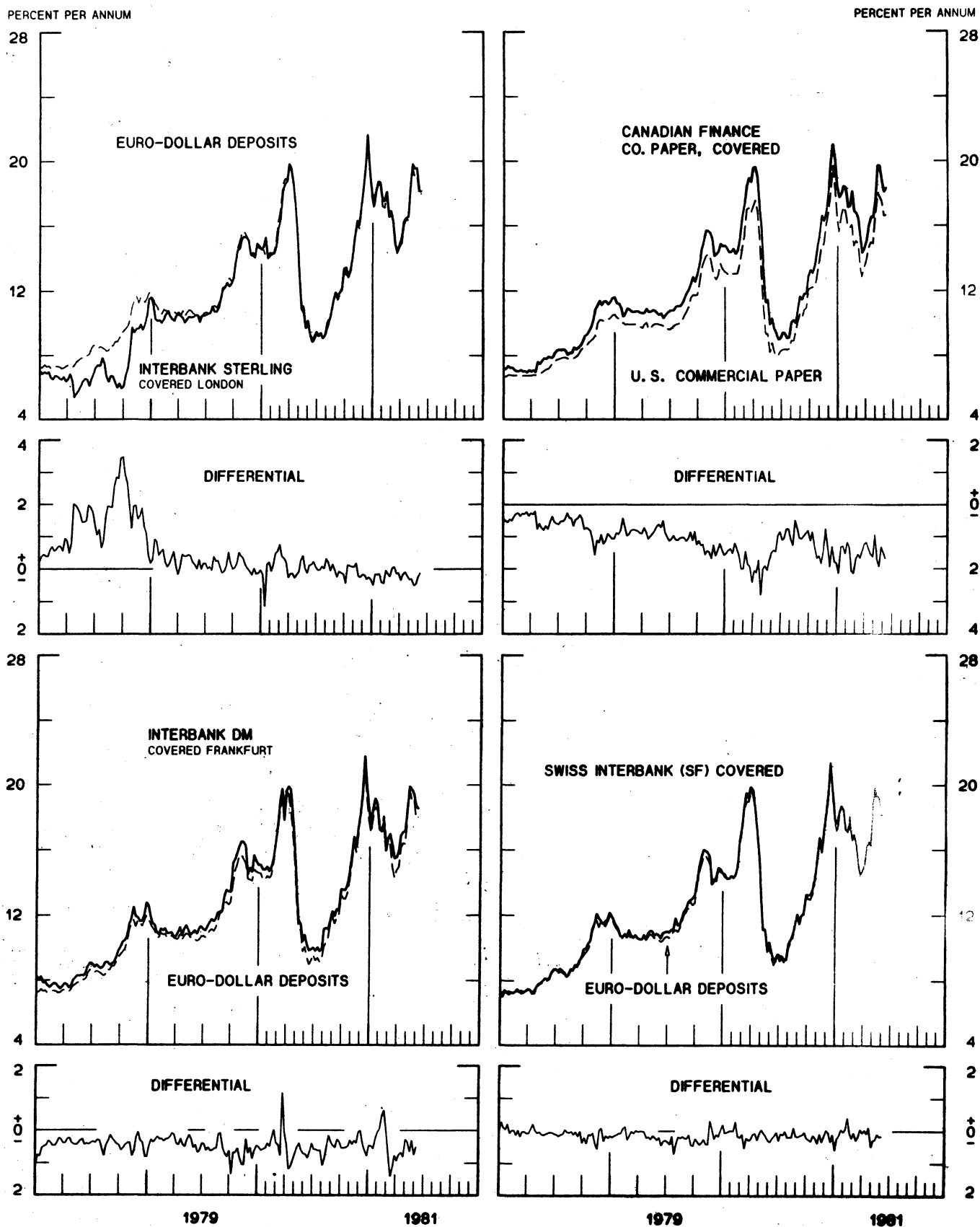


CHART 9  
**LONG-TERM GOVERNMENT BOND YIELDS**  
 WEEKLY SERIES

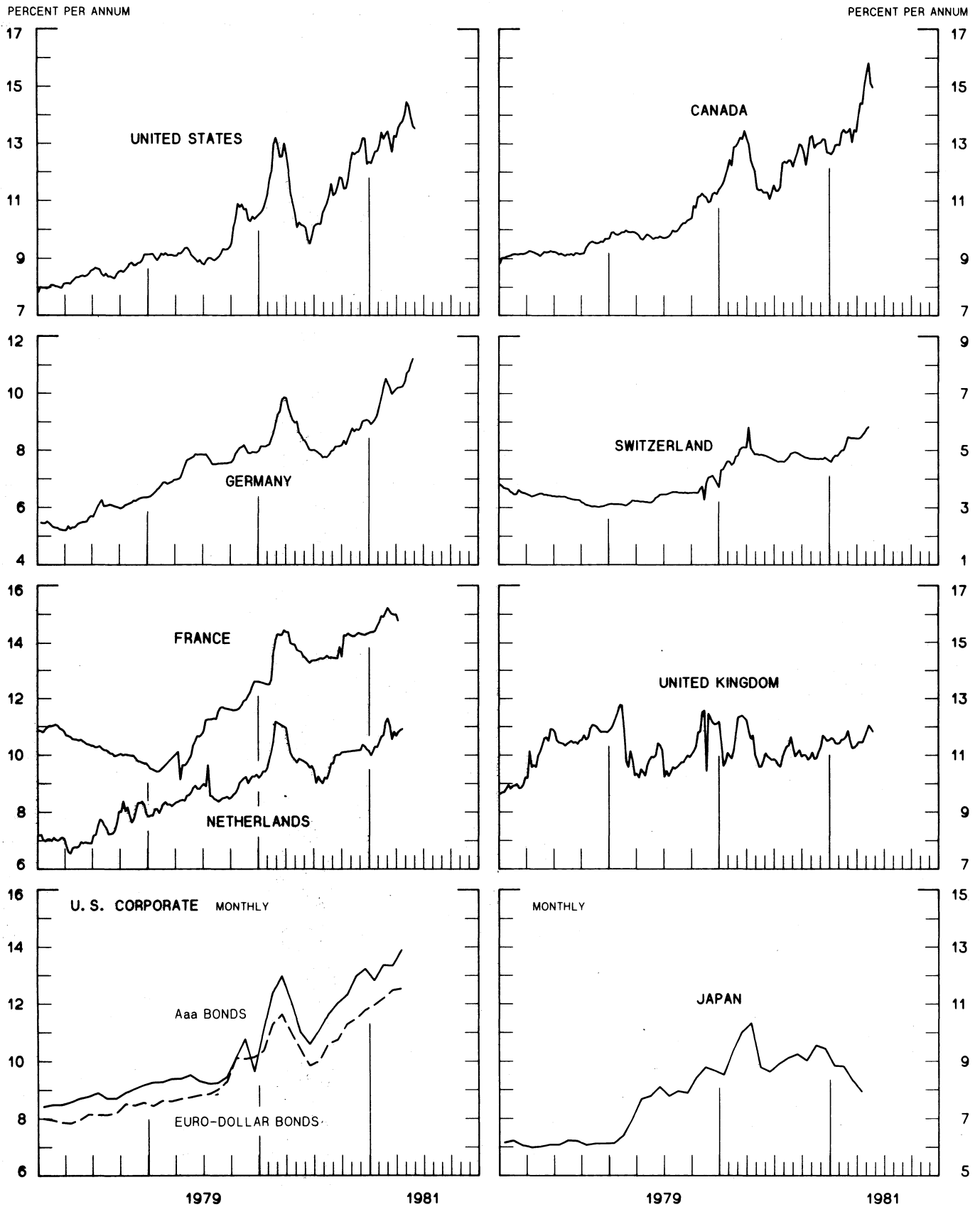
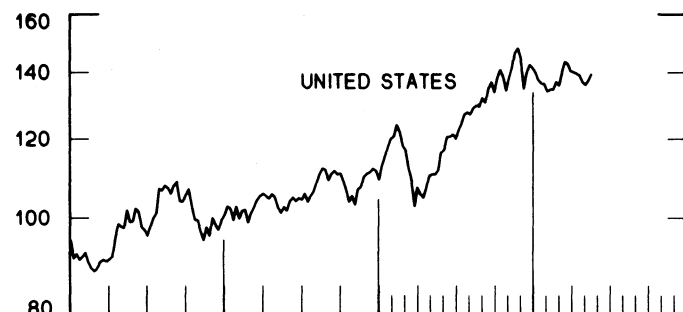
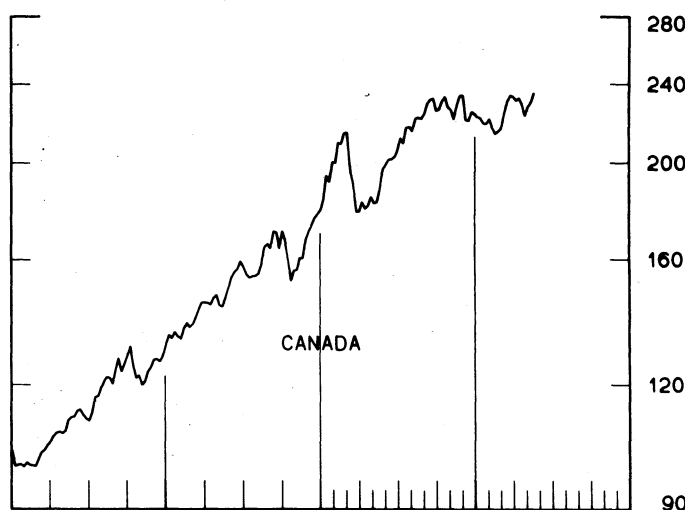
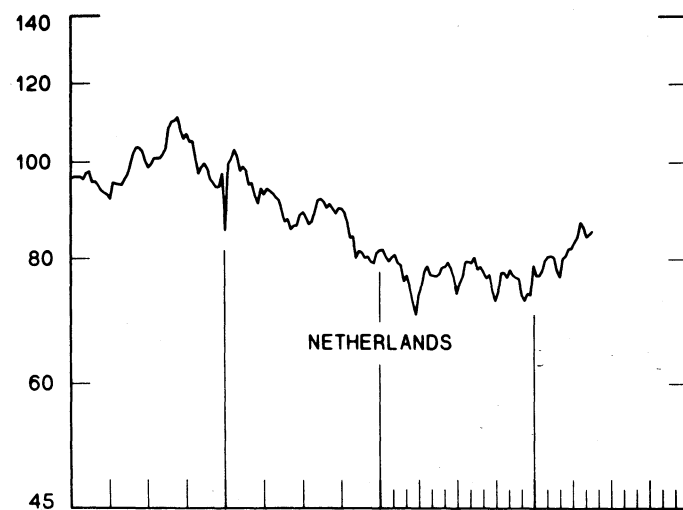
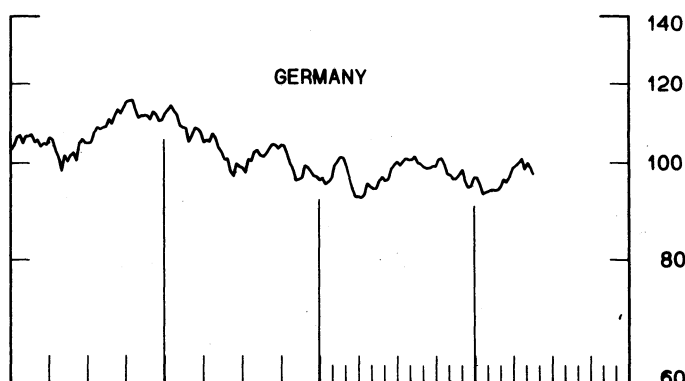
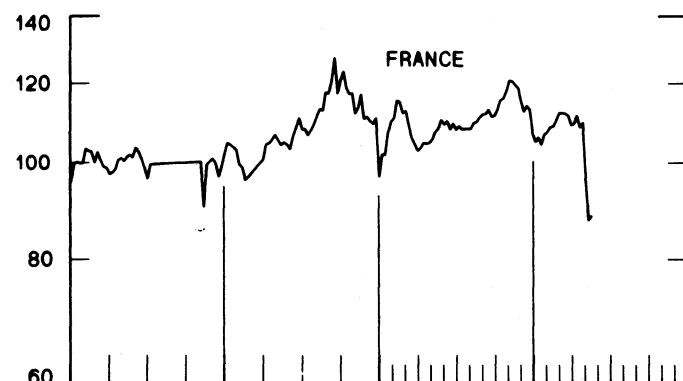
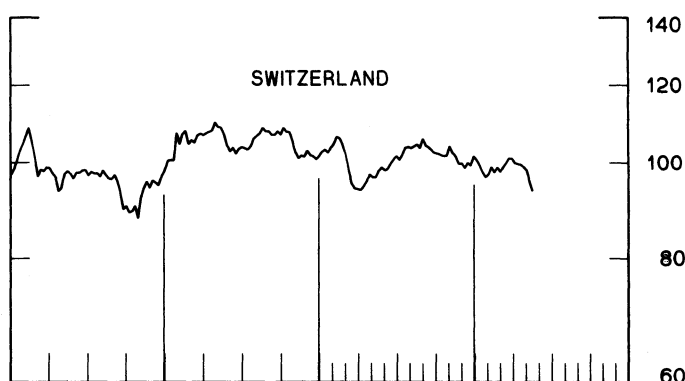
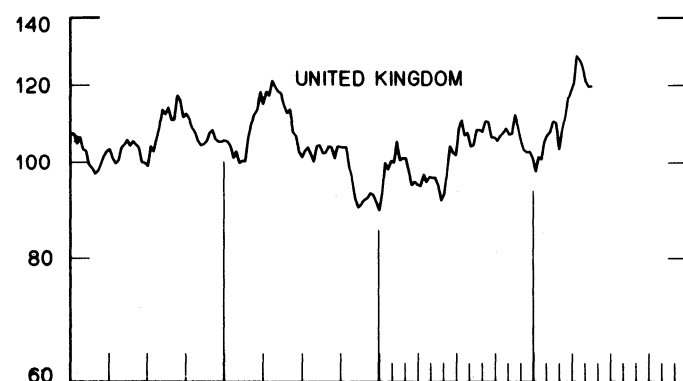
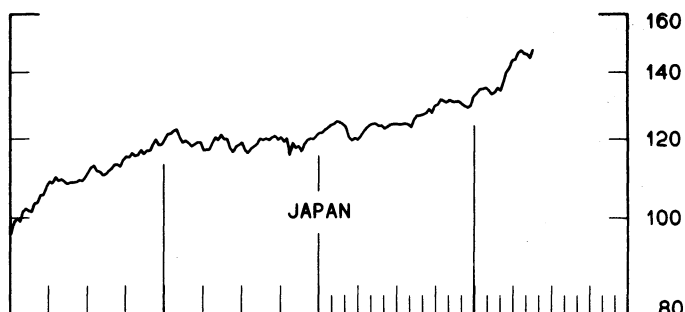


CHART 10  
**STOCK INDICES**  
 WEEKLY SERIES

RATIO SCALE  
 1977=100



RATIO SCALE  
 1977=100



1979

1981

1979

1981

SERIES NAME

LAST VALUE PLOTTED  
DATE VALUE

CHART 1. SPOT EXCHANGE RATES AND INDICES

WEEKLY AVERAGES, NOON BUYING RATES (U.S. CENTS)

GERMAN MARK	JUNE 10	41.65
JAPANESE YEN	JUNE 10	0.44029
DUTCH GUILDER	JUNE 10	37.38
U.K. POUND	JUNE 10	194.42
CANADIAN DOLLAR	JUNE 10	82.89
FRENCH FRANC	JUNE 10	17.61
SWISS FRANC	JUNE 10	47.20
BELGIAN FRANC	JUNE 10	2.55254
ITALIAN LIRA	JUNE 10	0.08330

INDICES, MARCH 1973 BASE RATES = 100

GERMAN MARK	JUNE 10	117.17
JAPANESE YEN	JUNE 10	115.28
DUTCH GUILDER	JUNE 10	107.30
U.K. POUND	JUNE 10	78.64
CANADIAN DOLLAR	JUNE 10	82.62
FRENCH FRANC	JUNE 10	79.35
SWISS FRANC	JUNE 10	151.85
BELGIAN FRANC	JUNE 10	100.58
ITALIAN LIRA	JUNE 10	47.32

WEIGHTED AVERAGE EXCHANGE VALUE INDICES, MAR 1973 = 100  
(G-10 COUNTRIES PLUS SWITZERLAND)

U.S. DOLLAR	JUNE 10	107.93
GERMAN MARK	JUNE 10	129.87
JAPANESE YEN	JUNE 10	125.42
DUTCH GUILDER	JUNE 10	114.98
U.K. POUND	JUNE 10	81.96
CANADIAN DOLLAR	JUNE 10	86.85
FRENCH FRANC	JUNE 10	82.62
SWISS FRANC	JUNE 10	163.49
BELGIAN FRANC	JUNE 10	107.18
ITALIAN LIRA	JUNE 10	47.68
SWEDISH KRONA	JUNE 10	92.25

CHART 2. 3-MONTH FORWARD EXCHANGE RATES, PREMIUM OR DISCOUNT

CANADIAN DOLLAR	JUNE 10	-0.97
U.K. POUND	JUNE 10	5.09
GERMAN MARK	JUNE 10	5.18
FRENCH FRANC	JUNE 10	-6.73
SWISS FRANC	JUNE 10	7.72
DUTCH GUILDER	JUNE 10	5.85
JAPANESE YEN	JUNE 10	10.66
ITALIAN LIRA	JUNE 10	-4.35

SERIES NAME

LAST VALUE PLOTTED  
DATE VALUE

CHART 3. GOLD PRICE IN LONDON, AFTERNOON FIXING

U.S. DOLLARS PER FINE OUNCE

JUNE 10 464.35

CHART 4. CALL MONEY RATES

U.S. FEDERAL FUNDS

JUNE 10 19.33

OVERNIGHT EURO-DOLLAR DEPOSITS

JUNE 10 19.21

U.K. 2-DAY LOCAL AUTHORITY DEPOSITS

JUNE 5 12.88

CANADA

MAY 29 17.10

GERMANY

JUNE 5 11.90

EURO-DM

MAY 29 10.95

JAPAN

JUNE 5 7.00

FRANCE

JUNE 5 20.00

NETHERLANDS

APRIL 24 9.90

EURO-SWISS FRANC

MAY 29 6.35

CHART 5. 3-MONTH INTEREST RATES

U.S. 90-DAY CD'S, SECONDARY MARKET

JUNE 10 16.87

GERMAN INTERBANK LOAN

JUNE 10 13.19

JAPANESE BANK LOANS & DISCOUNTS

JUNE 10 7.44

CANADIAN FINANCE PAPER

JUNE 10 19.38

INTERBANK STERLING

JUNE 10 12.90

SWISS INTERBANK LOAN

JUNE 10 10.28

WEIGHTED AVERAGE FOREIGN INTEREST RATE

JUNE 10 13.87

(G-10 COUNTRIES PLUS SWITZERLAND)

CHART 6. EURO-DOLLAR DEPOSIT RATES: LONDON

OVERNIGHT

JUNE 10 19.21

7-DAY

JUNE 10 18.77

1-MONTH

JUNE 10 18.69

3-MONTH

JUNE 10 18.04

6-MONTH

JUNE 10 17.08

1-YEAR

JUNE 10 16.30

CHART 7. SELECTED EURO-DOLLAR AND U.S. MONEY MARKET RATES

OVERNIGHT EURO-DOLLAR DEPOSITS

JUNE 10 19.21

U.S. FEDERAL FUNDS

JUNE 10 19.33

DIFFERENTIAL ADJ. FOR RESERVE REQUIREMENTS

JUNE 10 -0.12

3-MONTH EURO-DOLLAR DEPOSIT RATE

JUNE 10 18.04

U.S. 90-DAY CD'S, SECONDARY MARKET

JUNE 10 16.87

DIFFERENTIAL

JUNE 10 0.91

SERIES NAME

LAST VALUE PLOTTED  
DATE VALUE

CHART 8. INTEREST ARBITRAGE, 3-MONTH FUNDS

EURO-DOLLAR DEPOSIT	JUNE 10	18.04
INTERBANK STERLING (LONDON), COVERED	JUNE 10	18.16
DIFFERENTIAL	JUNE 10	-0.12
U.S. COMMERCIAL PAPER	JUNE 10	16.68
CANADIAN FINANCE PAPER, COVERED	JUNE 10	18.36
DIFFERENTIAL	JUNE 10	-1.68
EURO-DOLLAR DEPOSIT	JUNE 10	18.04
INTERBANK DM (FRANKFURT), COVERED	JUNE 10	18.54
DIFFERENTIAL	JUNE 10	-0.50
EURO-DOLLAR DEPOSIT	JUNE 10	18.04
SWISS INTERBANK, COVERED	JUNE 10	18.20
DIFFERENTIAL	JUNE 10	-0.16

CHART 9. LONG TERM GOVERNMENT BOND YIELDS

UNITED STATES	JUNE 5	13.53
GERMANY	MAY 29	11.22
JAPAN (MONTHLY)	APRIL	7.90
SWITZERLAND	MAY 15	5.82
CANADA	MAY 29	14.96
FRANCE	APRIL 10	14.76
NETHERLANDS	APRIL 24	10.91
UNITED KINGDOM	MAY 29	11.81

U.S. CORPORATE

AAA BONDS	APRIL	13.88
EURO-DOLLAR BONDS	APRIL	12.51

CHART 10. STOCK INDICES

UNITED STATES	JUNE 3	136.27
UNITED KINGDOM	JUNE 3	120.19
CANADA	JUNE 3	233.40
GERMANY	JUNE 3	99.22
SWITZERLAND	JUNE 3	95.64
NETHERLANDS	JUNE 3	85.68
FRANCE	JUNE 3	80.40
JAPAN	JUNE 3	147.78

# FEDERAL RESERVE statistical release



H. 10 (512)

JUNE 17, 1981

## FOREIGN EXCHANGE RATES

FOR THE WEEK ENDING JUNE 12, 1981

The Board of Governors of the Federal Reserve System is advised that the Federal Reserve Bank of New York has certified for customs purposes the following noon buying rate in New York City for cable transfers payable in foreign currencies:

COUNTRY	MONETARY UNIT	(RATE U.S. CENTS)				
		JUNE 8	JUNE 9	JUNE 10	JUNE 11	JUNE 12
AUSTRALIA	DOLLAR	112.7000	112.7000	113.2500	113.2300	113.5000
AUSTRIA	SCHILLING	5.84454	5.91366	5.93824	5.87544	5.88928
BELGIUM	FRANC	2.55232	2.54907	2.57998	2.54712	2.55558
CANADA	DOLLAR	82.9394	82.9050	83.1532	82.9600	83.0082
DENMARK	KRONE	13.1666	13.2363	13.4138	13.2380	13.2670
FINLAND	MARKKA	22.1631	22.3164	22.4744	22.3264	22.2841
FRANCE	FRANC	17.6367	17.5039	17.7715	17.5331	17.4825
GERMANY	D. MARK	41.5800	41.6146	42.1585	41.5887	41.7536
INDIA	RUPEE	11.6279	11.6009	11.6279	11.6550	11.6144
IRELAND	POUND	151.7000	151.6000	153.8500	151.9000	152.3000
ITALY	LIRA	0.08299	0.08354	0.08448	0.08351	0.08372
JAPAN	YEN	0.43879	0.43840	0.44356	0.44228	0.44613
MALAYSIA	DOLLAR	42.1763	42.1585	42.3819	42.3191	42.3549
MEXICO	PESO	4.1169	4.1152	4.1157	4.1135	4.1135
NETHERLANDS	GUILDER	37.2162	37.4111	37.8931	37.3972	37.5234
NEW ZEALAND	DOLLAR	85.1600	85.2600	85.5500	85.3000	85.3100
NORWAY	KRONE	16.7504	16.7997	16.9722	16.7856	16.8138
PORTUGAL	ESCUDO	1.5723	1.5848	1.5835	1.5798	1.5785
SOUTH AFRICA	RAND	114.6000	114.7800	115.2700	114.9300	114.7000
SPAIN	PESETA	1.0444	1.0479	1.0530	1.0454	1.0471
SRI LANKA	RUPEE	5.4142	5.4142	5.4142	5.4142	5.3850
SWEDEN	KRONA	19.6657	19.6464	19.8216	19.5886	19.6343
SWITZERLAND	FRANC	47.2813	47.3485	47.8927	47.2813	47.7099
UNITED KINGDOM	POUND	194.0000	194.0500	197.0500	194.9000	195.7000