


(516/517)

*A.13*



# Selected Interest & Exchange Rates

## Weekly Series of Charts

June 1, 1981

Prepared by the  
FINANCIAL MARKETS  
SECTION

DIVISION OF  
INTERNATIONAL FINANCE

BOARD OF GOVERNORS  
FEDERAL RESERVE SYSTEM  
Washington, D.C. 20551

---

# Table of Contents

## **TABLES**

1. LATEST FIGURES PLOTTED
2. DAILY CERTIFIED SPOT EXCHANGE RATES-- H.10 RELEASE

## **CHARTS**

1. SPOT EXCHANGE RATE INDICES
2. 3-MONTH FORWARD EXCHANGE RATES
3. GOLD PRICE--LONDON
4. CALL MONEY RATES
5. 3-MONTH INTEREST RATES
6. EURO-DOLLAR DEPOSIT RATES
7. SELECTED EURO-DOLLAR AND U.S. MONEY MARKET RATES
8. INTEREST ARBITRAGE: 3-MONTH FUNDS
9. LONG-TERM GOVERNMENT BOND YIELDS
10. INDUSTRIAL STOCK INDICES

## **SUBSCRIPTION RATES:**

Weekly \$15.00 per year or \$.40 each in the United States, its possessions, Canada, and Mexico; 10 or more of the same issue to one address, \$13.50 per year or \$.35 each. Elsewhere, \$20.00 per year or \$.50 each. Address requests to Publications Services, Division of Administrative Services, and make payment remittance payable to the order of the Board of Governors of the Federal Reserve System in a form collectible at par in U.S. Currency.

CHART 1

# SPOT EXCHANGE INDICES

DOLLAR PRICES OF FOREIGN CURRENCIES AND WEIGHTED AVERAGE VALUES (THIN LINE)  
AVERAGES FOR WEEK ENDING WEDNESDAY

RATIO SCALE  
MARCH 1973=100

RATIO SCALE  
MARCH 1973=100

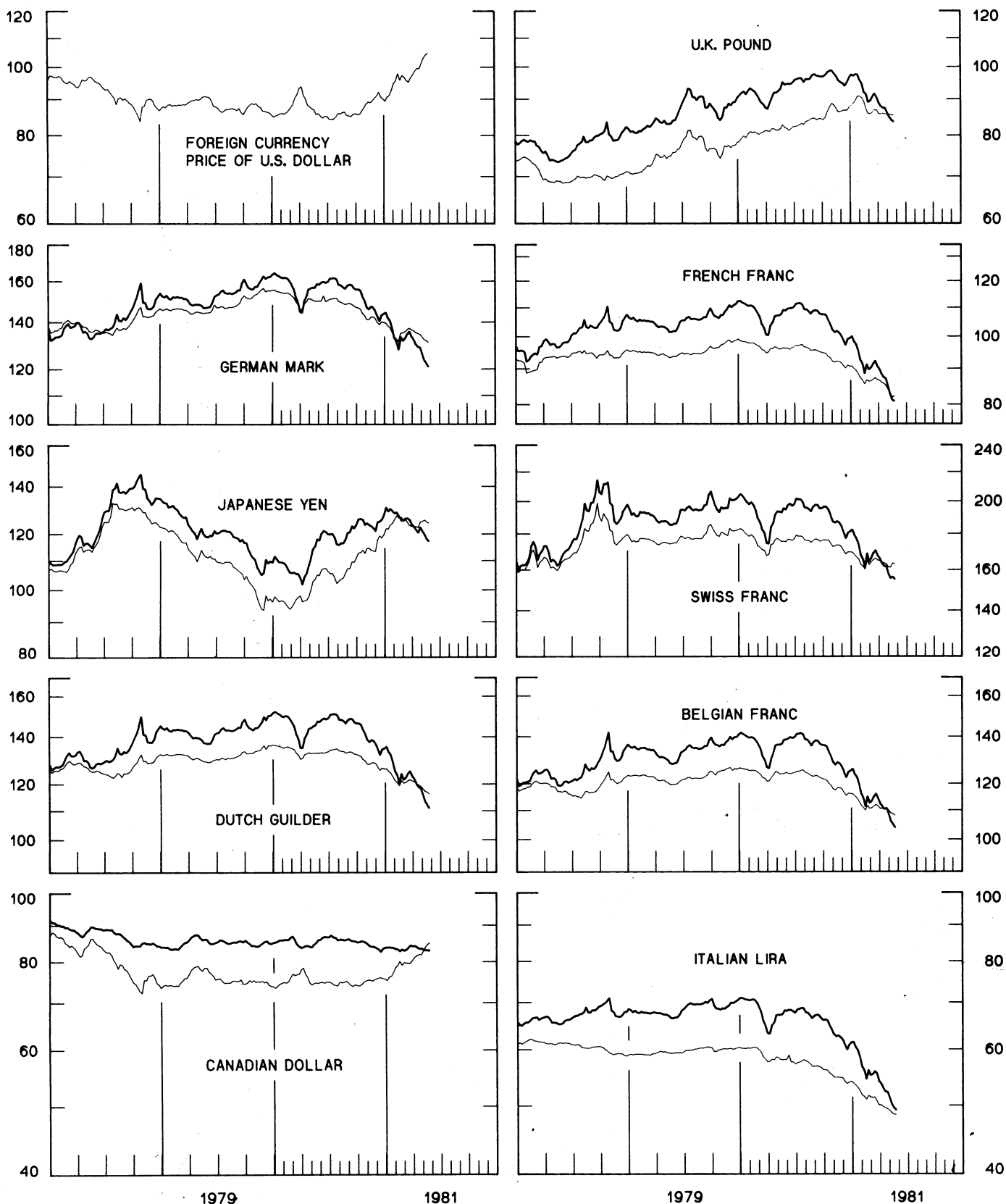


CHART 2  
**3-MONTH FORWARD EXCHANGE RATES**  
 PREMIUM (+) OR (-)  
 AVERAGES FOR WEEK ENDING WEDNESDAY

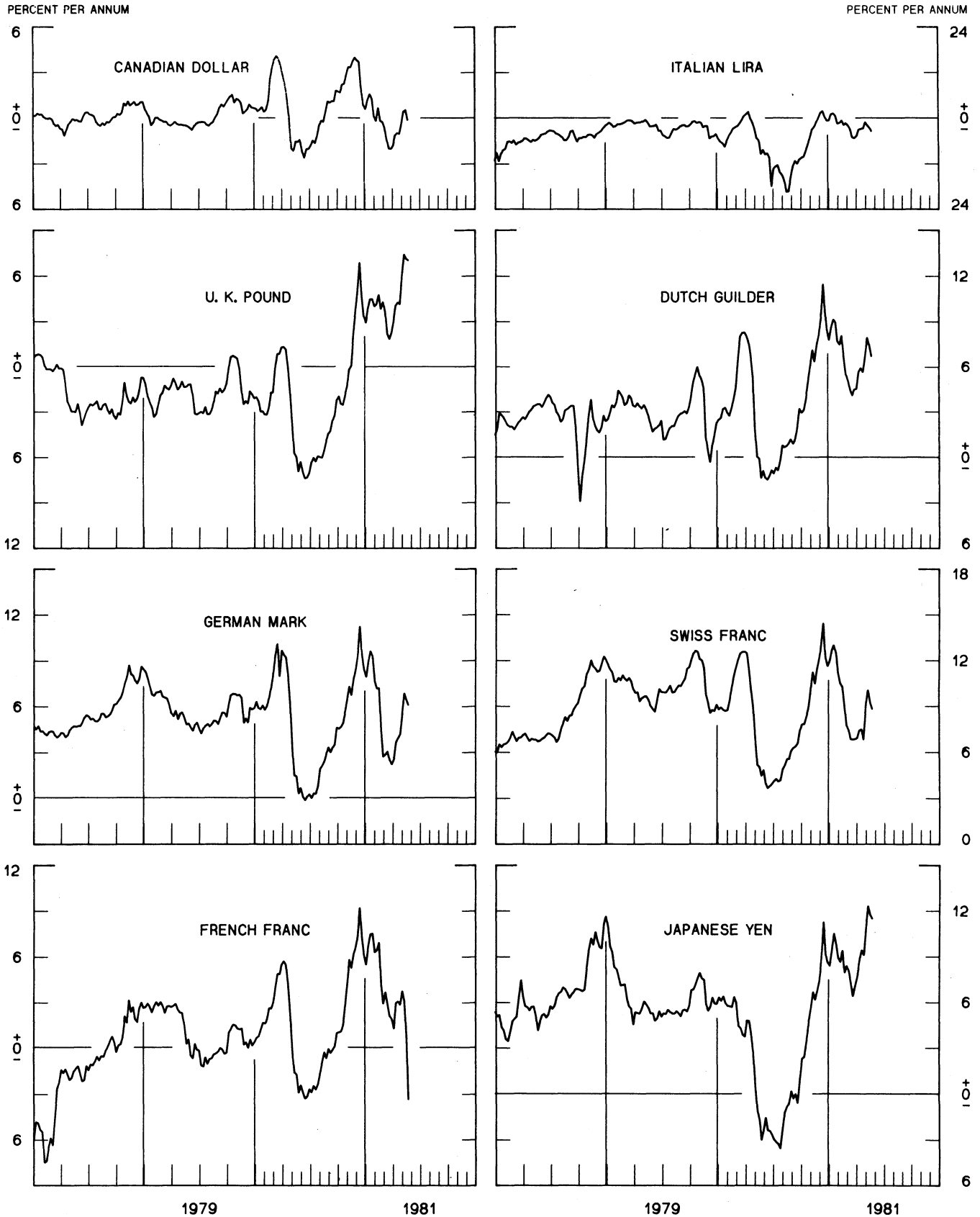


CHART 3  
PRICE OF GOLD IN LONDON  
AVERAGES FOR WEEK ENDING WEDNESDAY

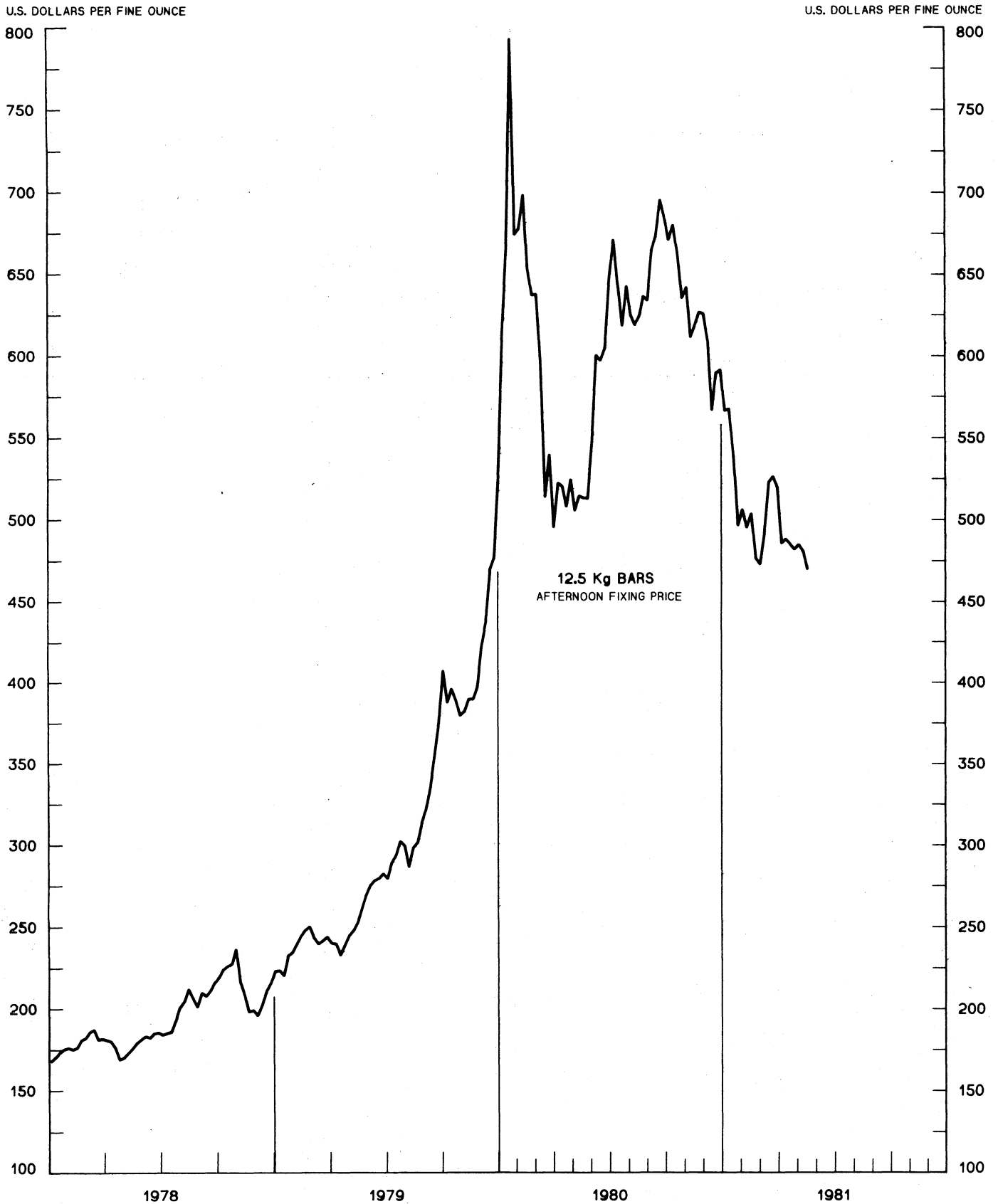


CHART 4  
**CALL MONEY RATES**  
 WEEKLY SERIES

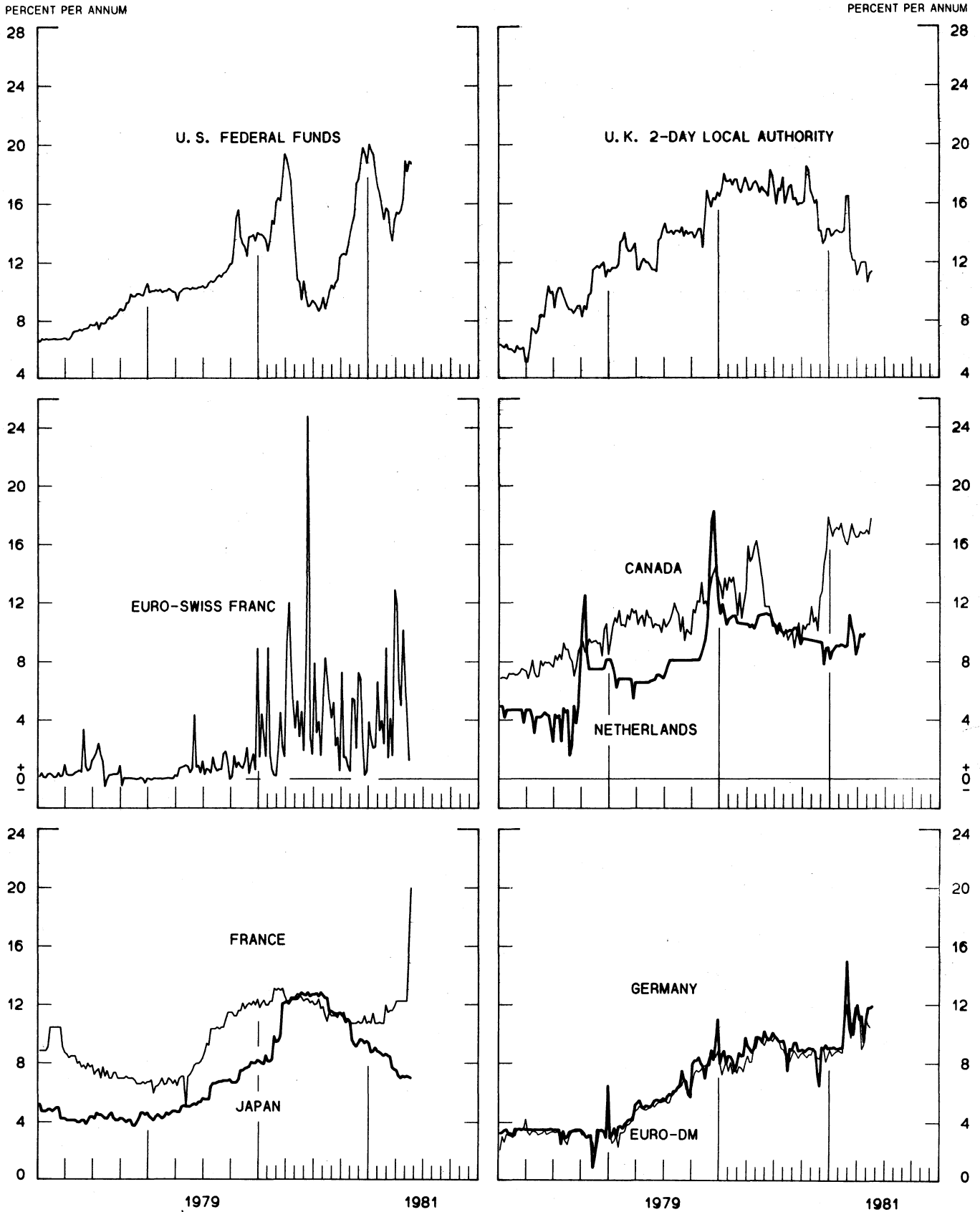
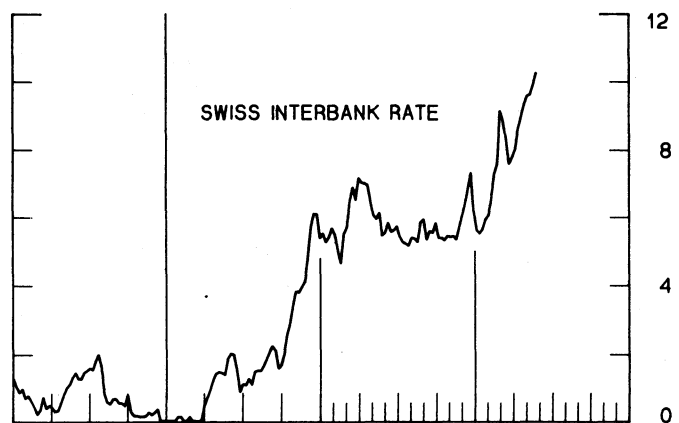
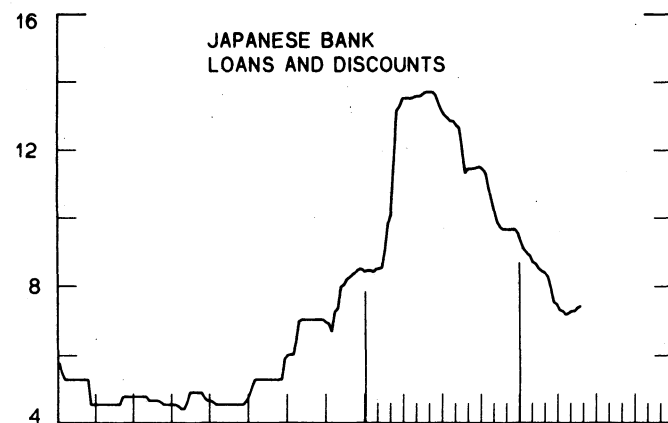
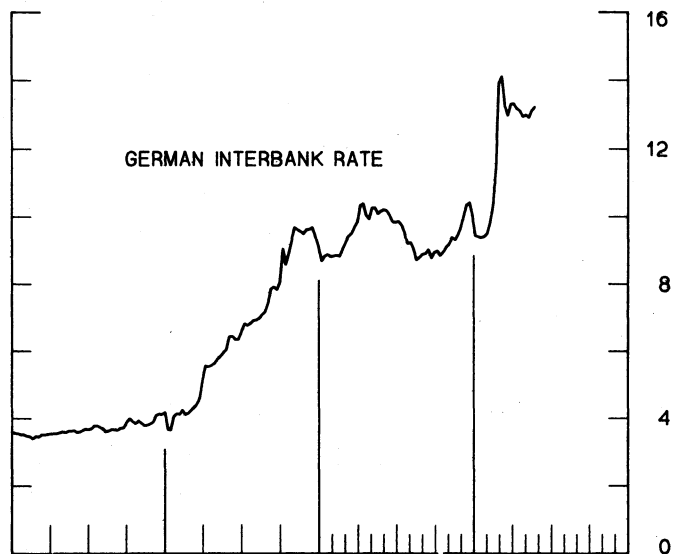
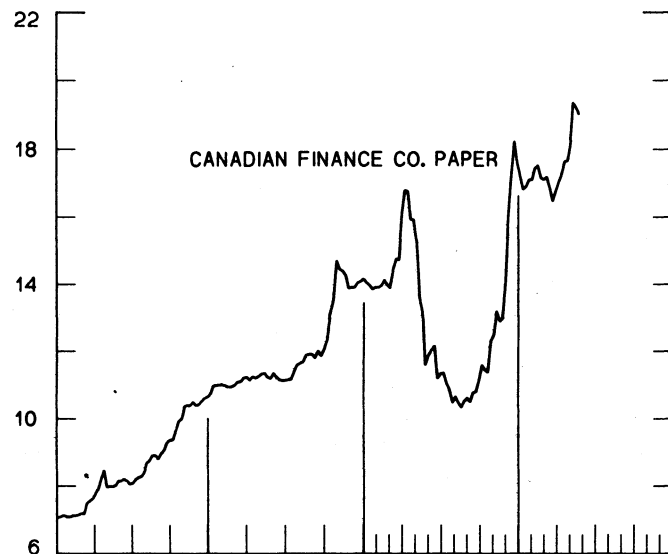
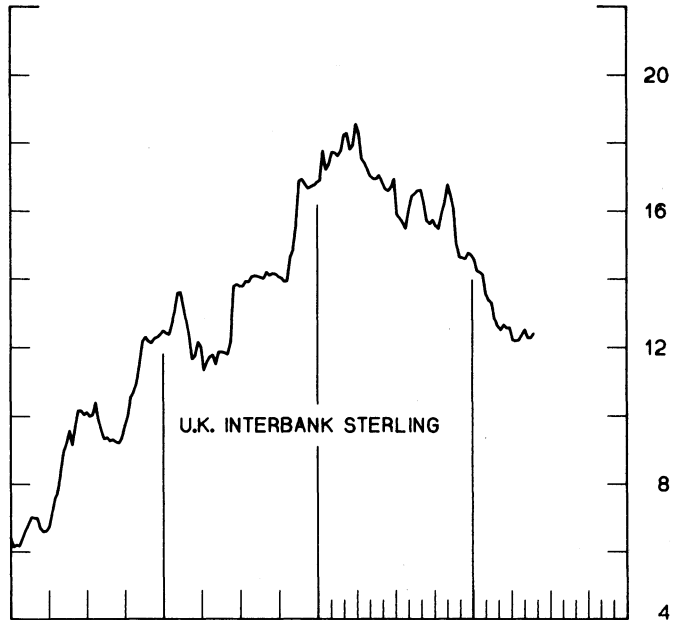
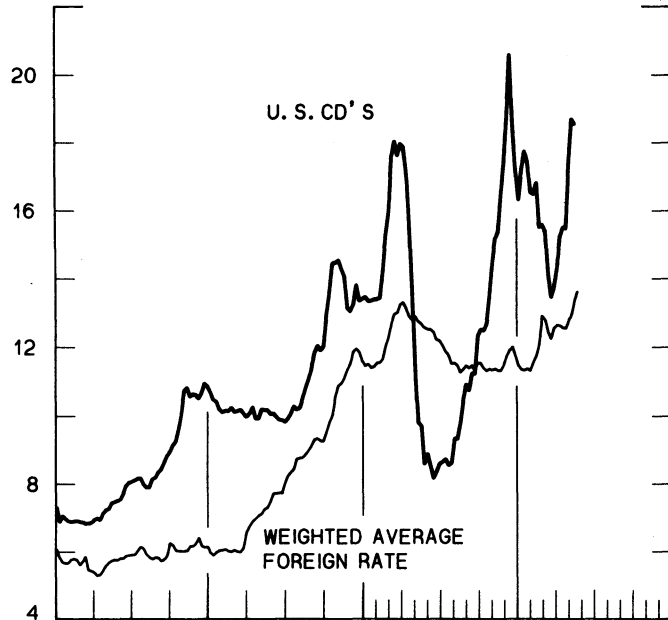


CHART 5  
**3-MONTH INTEREST RATES**  
 WEEKLY SERIES

PERCENT PER ANNUM

PERCENT PER ANNUM



1979

1981

1979

1981

CHART 6  
**EURO-DOLLAR DEPOSIT RATES LONDON**  
AVERAGES FOR WEEK ENDING WEDNESDAY

PERCENT PER ANNUM

PERCENT PER ANNUM

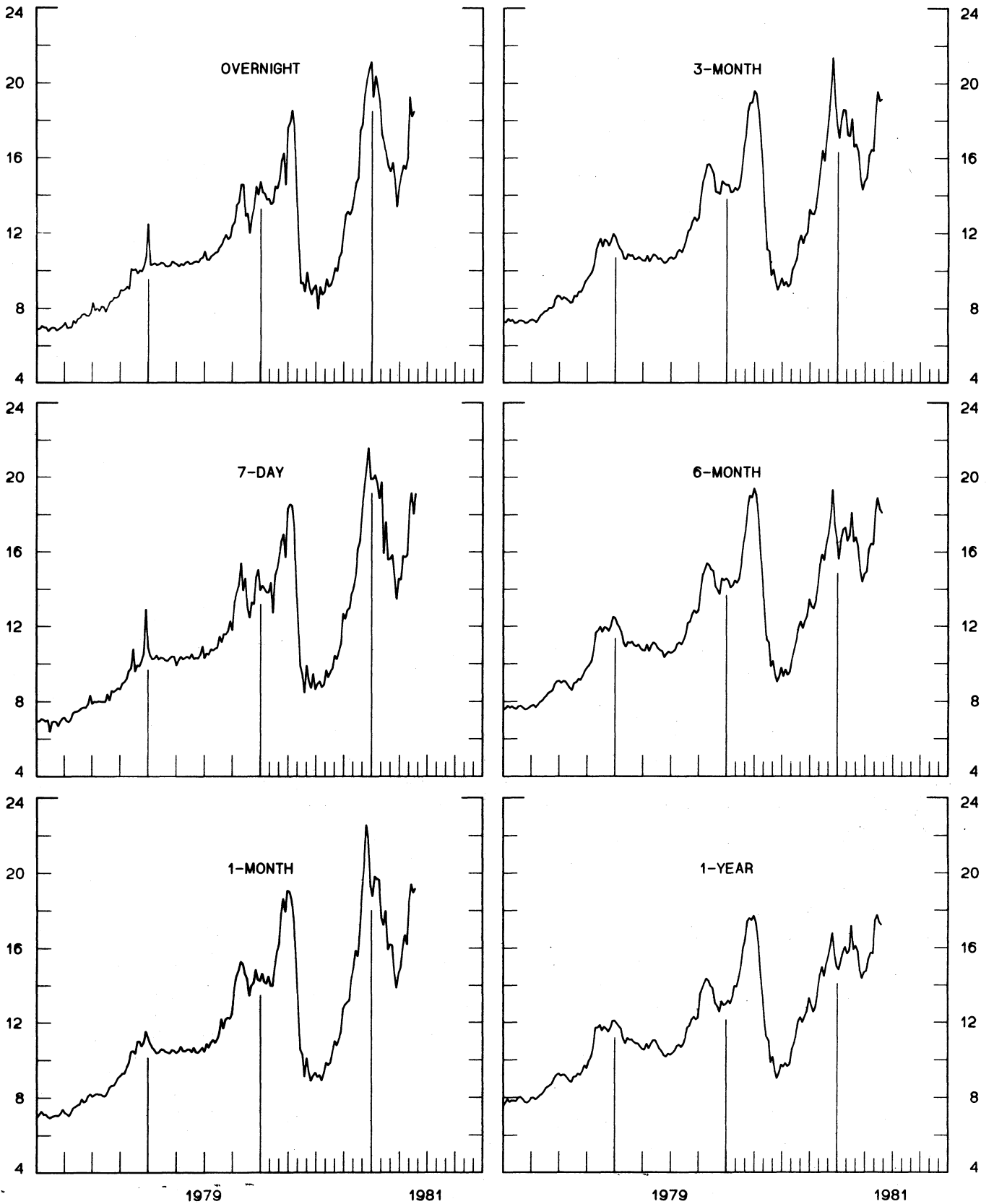
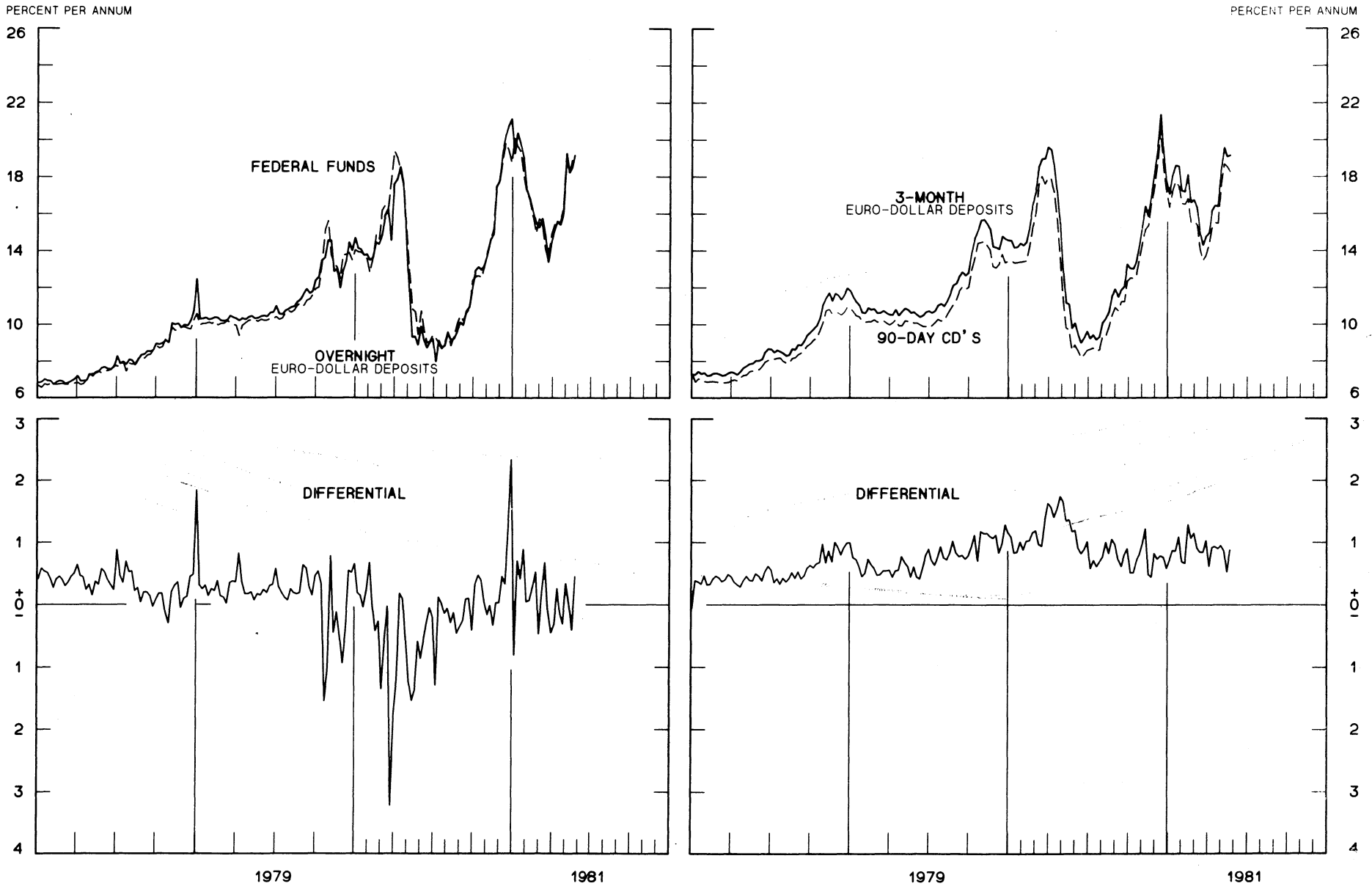




CHART 7  
**SELECTED EURO-DOLLAR AND U. S. MONEY MARKET RATES**

DIFFERENTIAL: PLUS(+), FAVORS BORROWING IN U. S.  
 AVERAGES FOR WEEK ENDING WEDNESDAY

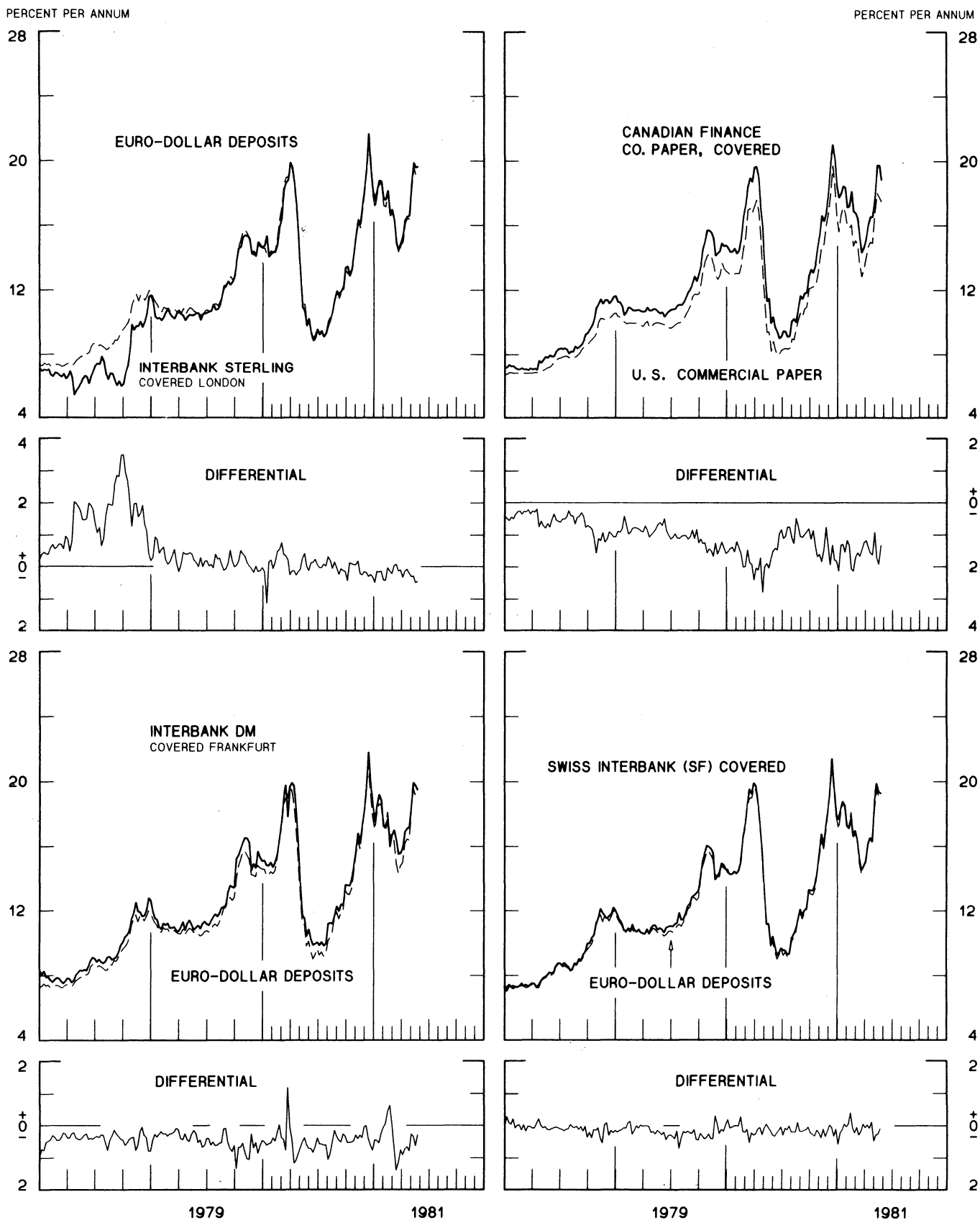


1 PERCENT ON DIFFERENTIAL SCALE = 2 PERCENT ON RATE SCALE

CHART 8

# INTEREST ARBITRAGE: 3-MONTH FUNDS

DIFFERENTIAL: PLUS(+), INDICATES FAVOR DOLLAR ASSETS  
AVERAGES FOR WEEK ENDING WEDNESDAY



1 PERCENT ON DIFFERENTIAL SCALE = 2 PERCENT ON RATE SCALE

CHART 9  
**LONG-TERM GOVERNMENT BOND YIELDS**  
 WEEKLY SERIES

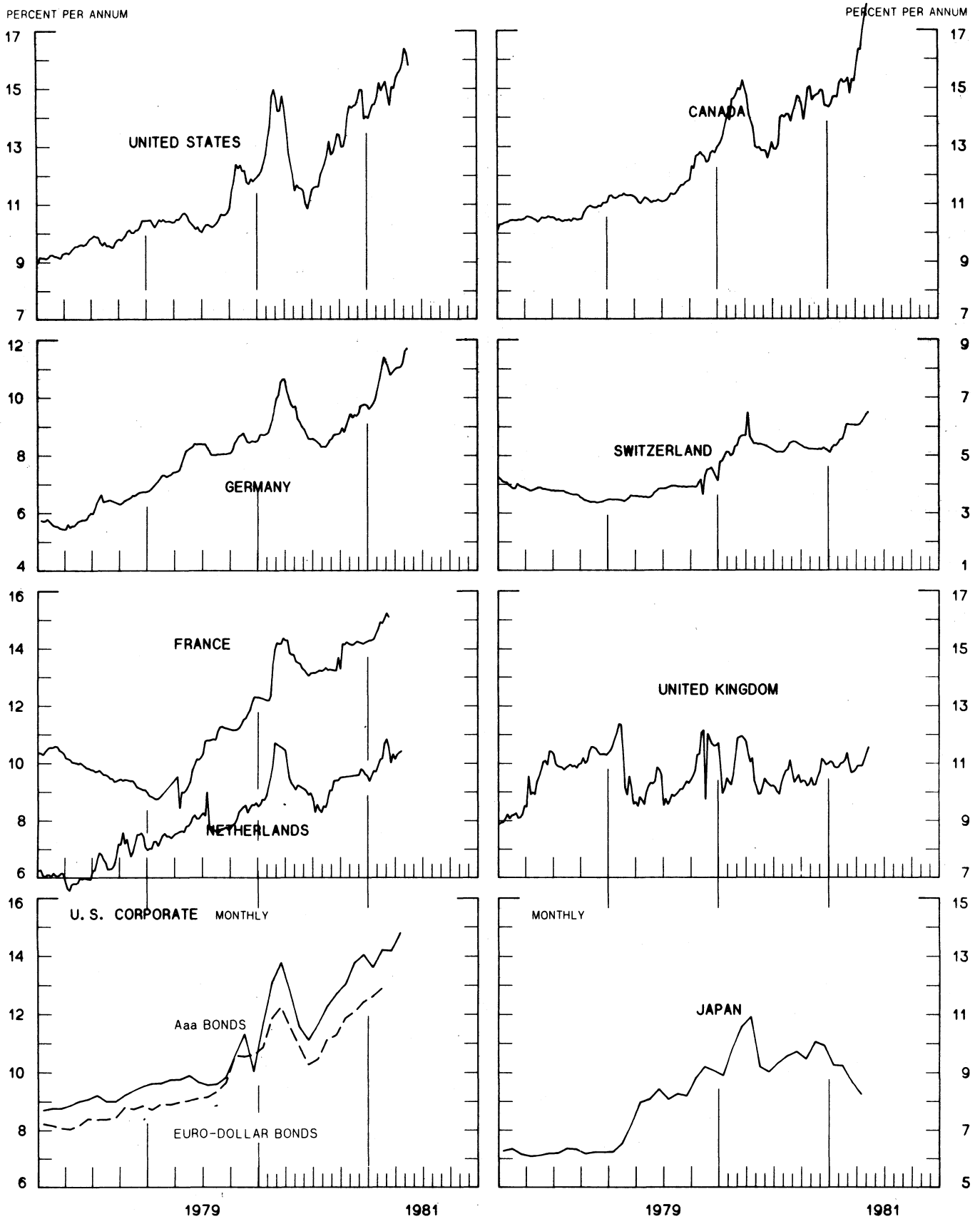
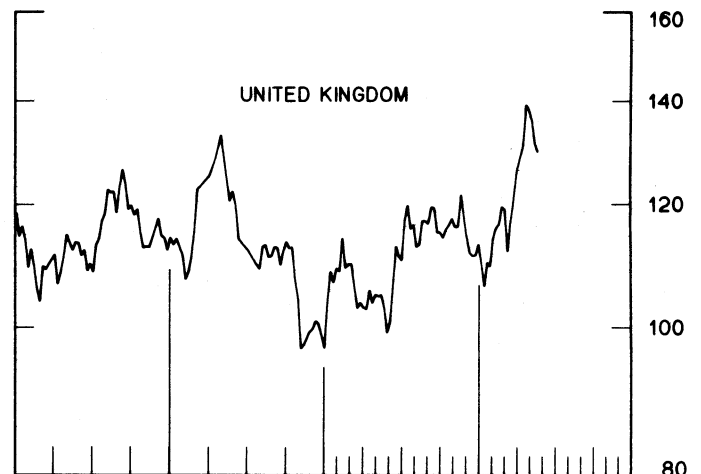
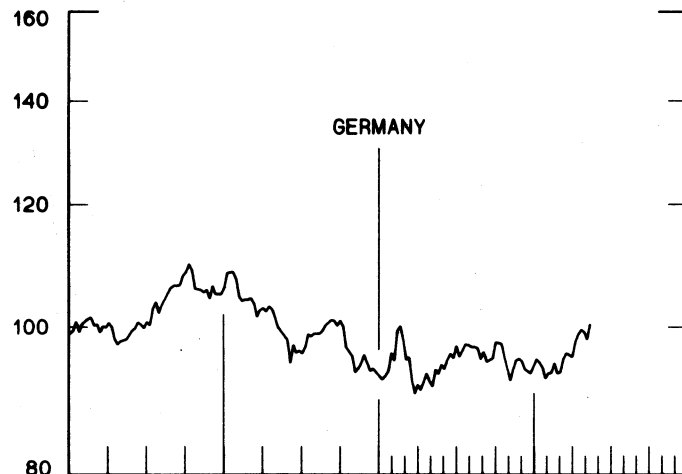
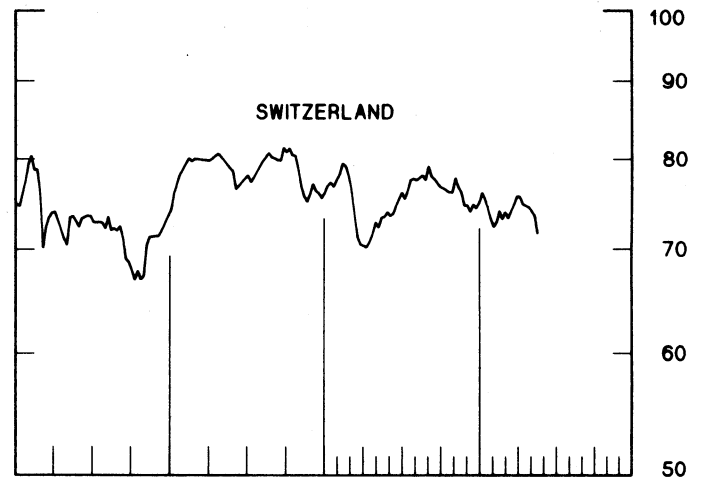
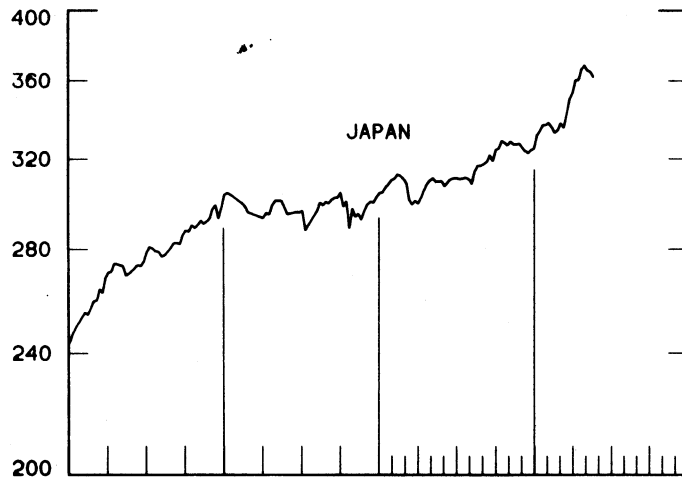
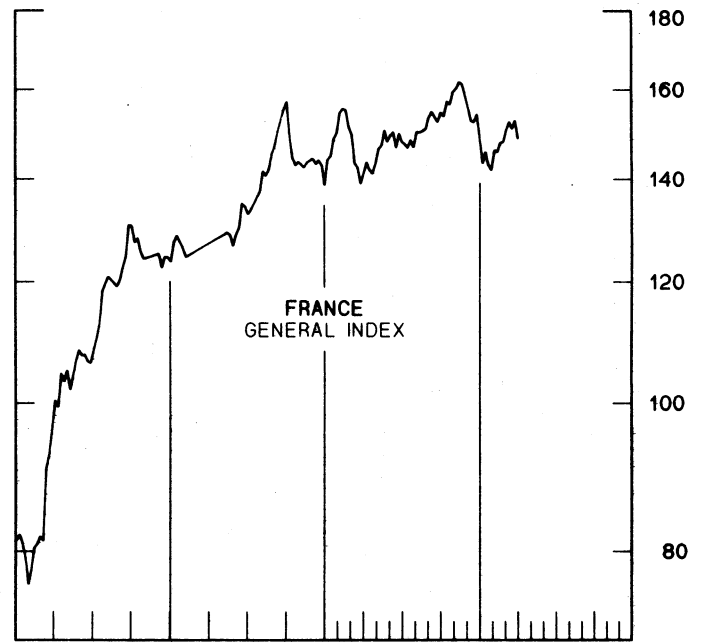
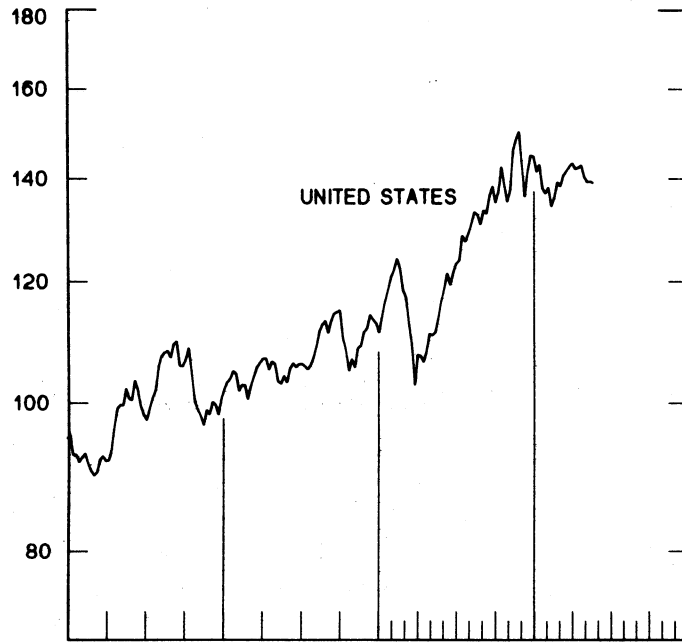


CHART 10  
INDUSTRIAL STOCK INDICES  
WEEKLY SERIES

RATIO SCALE  
1969=100

RATIO SCALE  
1969=100



1979

1981

1979

1981

SERIES NAME

LAST VALUE PLOTTED  
DATE VALUE

CHART 1. SPOT EXCHANGE RATES AND INDICES

WEEKLY AVERAGES, NOON BUYING RATES (U.S. CENTS)

GERMAN MARK	MAY 27	42.93
JAPANESE YEN	MAY 27	0.44729
DUTCH GUILDER	MAY 27	38.61
U.K. POUND	MAY 27	206.66
CANADIAN DOLLAR	MAY 27	83.22
FRENCH FRANC	MAY 27	17.95
SWISS FRANC	MAY 27	48.13
BELGIAN FRANC	MAY 27	2.63375
ITALIAN LIRA	MAY 27	0.08653

INDICES, MARCH 1973 BASE RATES = 100

GERMAN MARK	MAY 27	120.76
JAPANESE YEN	MAY 27	117.11
DUTCH GUILDER	MAY 27	110.85
U.K. POUND	MAY 27	83.59
CANADIAN DOLLAR	MAY 27	82.94
FRENCH FRANC	MAY 27	80.89
SWISS FRANC	MAY 27	154.84
BELGIAN FRANC	MAY 27	103.78
ITALIAN LIRA	MAY 27	49.16

WEIGHTED AVERAGE EXCHANGE VALUE INDICES, MAR 1973 = 100  
(G-10 COUNTRIES PLUS SWITZERLAND)

U.S. DOLLAR	MAY 27	104.89
GERMAN MARK	MAY 27	131.07
JAPANESE YEN	MAY 27	124.48
DUTCH GUILDER	MAY 27	116.23
U.K. POUND	MAY 27	85.52
CANADIAN DOLLAR	MAY 27	85.13
FRENCH FRANC	MAY 27	82.32
SWISS FRANC	MAY 27	162.98
BELGIAN FRANC	MAY 27	108.18
ITALIAN LIRA	MAY 27	48.48
SWEDISH KRONA	MAY 27	92.81

CHART 2. 3-MONTH FORWARD EXCHANGE RATES, PREMIUM OR DISCOUNT

CANADIAN DOLLAR	MAY 27	-0.16
U.K. POUND	MAY 27	7.02
GERMAN MARK	MAY 27	6.05
FRENCH FRANC	MAY 27	-3.38
SWISS FRANC	MAY 27	8.77
DUTCH GUILDER	MAY 27	6.68
JAPANESE YEN	MAY 27	11.45
ITALIAN LIRA	MAY 27	-3.58

SERIES NAME

LAST VALUE PLOTTED  
DATE VALUE

CHART 3. GOLD PRICE IN LONDON, AFTERNOON FIXING

U.S. DOLLARS PER FINE OUNCE MAY 27 470.25

CHART 4. CALL MONEY RATES

U.S. FEDERAL FUNDS	MAY 27	18.71
OVERNIGHT EURO-DOLLAR DEPOSITS	MAY 27	19.16
U.K. 2-DAY LOCAL AUTHORITY DEPOSITS	MAY 22	11.38
CANADA	MAY 15	17.75
GERMANY	MAY 22	11.90
EURO-DM	MAY 15	10.47
JAPAN	MAY 22	7.00
FRANCE	MAY 22	20.00
NETHERLANDS	APRIL 24	9.90
EURO-SWISS FRANC	MAY 15	1.25

CHART 5. 3-MONTH INTEREST RATES

U.S. 90-DAY CD'S, SECONDARY MARKET	MAY 27	18.28
GERMAN INTERBANK LOAN	MAY 27	13.20
JAPANESE BANK LOANS & DISCOUNTS	MAY 27	7.39
CANADIAN FINANCE PAPER	MAY 27	19.00
INTERBANK STERLING	MAY 27	12.39
SWISS INTERBANK LOAN	MAY 27	10.25
WEIGHTED AVERAGE FOREIGN INTEREST RATE (G-10 COUNTRIES PLUS SWITZERLAND)	MAY 27	13.63

CHART 6. EURO-DOLLAR DEPOSIT RATES: LONDON

OVERNIGHT	MAY 27	19.16
7-DAY	MAY 27	19.08
1-MONTH	MAY 27	19.16
3-MONTH	MAY 27	19.16
6-MONTH	MAY 27	18.09
1-YEAR	MAY 27	17.20

CHART 7. SELECTED EURO-DOLLAR AND U.S. MONEY MARKET RATES

OVERNIGHT EURO-DOLLAR DEPOSITS	MAY 27	19.16
U.S. FEDERAL FUNDS	MAY 27	18.71
DIFFERENTIAL ADJ. FOR RESERVE REQUIREMENTS	MAY 27	0.45
3-MONTH EURO-DOLLAR DEPOSIT RATE	MAY 27	19.16
U.S. 90-DAY CD'S, SECONDARY MARKET	MAY 27	18.28
DIFFERENTIAL	MAY 27	0.88

LAST VALUE PLOTTED  
DATE VALUE

SERIES NAME

CHART 8. INTEREST ARBITRAGE, 3-MONTH FUNDS

EURO-DOLLAR DEPOSIT	MAY 27	19.16
INTERBANK STERLING (LONDON), COVERED DIFFERENTIAL	MAY 27	19.62
	MAY 27	-0.47
U.S. COMMERCIAL PAPER	MAY 27	17.52
CANADIAN FINANCE PAPER, COVERED DIFFERENTIAL	MAY 27	18.83
	MAY 27	-1.32
EURO-DOLLAR DEPOSIT	MAY 27	19.16
INTERBANK DM (FRANKFURT), COVERED DIFFERENTIAL	MAY 27	19.45
	MAY 27	-0.30
EURO-DOLLAR DEPOSIT	MAY 27	19.16
SWISS INTERBANK, COVERED DIFFERENTIAL	MAY 27	19.25
	MAY 27	-0.09

CHART 9. LONG TERM GOVERNMENT BOND YIELDS

UNITED STATES	MAY 22	13.93
GERMANY	MAY 15	10.79
JAPAN (MONTHLY)	APRIL	7.90
SWITZERLAND	MAY 15	5.82
CANADA	MAY 15	15.82
FRANCE	MARCH 13	15.09
NETHERLANDS	APRIL 24	10.91
UNITED KINGDOM	MAY 15	12.03


U.S. CORPORATE

AAA BONDS	APRIL	13.88
EURO-DM BONDS	DEC.	6.63
EURO-DOLLAR BONDS	FEB.	12.17

CHART 10. INDUSTRIAL STOCK INDICES

UNITED STATES	MAY 22	139.25
JAPAN	MAY 22	362.00
FRANCE	APRIL 3	148.80
UNITED KINGDOM	MAY 22	129.78
SWITZERLAND	MAY 22	71.66
GERMANY	MAY 15	100.35

# FEDERAL RESERVE statistical release



H. 10 (512)

JUNE 3, 1981

## FOREIGN EXCHANGE RATES

FOR THE WEEK ENDING MAY 29, 1981

The Board of Governors of the Federal Reserve System is advised that the Federal Reserve Bank of New York has certified for customs purposes the following noon buying rate in New York City for cable transfers payable in foreign currencies:

COUNTRY	MONETARY UNIT	(RATE U.S. CENTS)				
		MAY 25	MAY 26	MAY 27	MAY 28	MAY 29
AUSTRALIA	DOLLAR		113.8400	113.5500	113.8800	113.8700
AUSTRIA	SCHILLING		6.04961	6.02501	6.04230	6.09385
BELGIUM	FRANC		2.62812	2.61165	2.64340	2.62674
CANADA	DOLLAR	H	83.2570	83.1740	83.2086	83.0772
DENMARK	KRONE		13.6314	13.5355	13.6799	13.6388
FINLAND	MARKKA		22.9305	22.9358	22.9305	22.9147
FRANCE	FRANC	O	18.0375	18.0180	18.1324	17.9775
GERMANY	D. MARK		42.8467	42.6257	43.0200	42.9184
INDIA	RUPEE		11.7647	11.7647	11.7647	11.7925
IRELAND	POUND	L	156.7500	155.7000	157.3000	157.7000
ITALY	LIRA		0.08639	0.08591	0.08613	0.08628
JAPAN	YEN		0.44573	0.44454	0.44643	0.44663
MALAYSIA	DOLLAR	I	42.5080	42.4989	42.5622	42.5622
MEXICO	PESO		4.1339	4.1331	4.1305	4.1305
NETHERLANDS	GUILDER		38.5431	38.3142	38.6698	38.5802
NEW ZEALAND	DOLLAR	D	87.5000	87.1000	87.1800	87.0900
NORWAY	KRONE		17.4764	17.3913	17.5439	17.4095
PORTUGAL	ESCUDO		1.6247	1.6155	1.6234	1.6273
SOUTH AFRICA	RAND	A	117.8700	117.4500	117.8000	118.0200
SPAIN	PESETA		1.0828	1.0767	1.0811	1.0858
SRI LANKA	RUPEE		5.4437	5.4437	5.4437	5.4142
SWEDEN	KRONA	Y	20.2041	20.1066	20.3790	20.2020
SWITZERLAND	FRANC		48.1696	47.9386	48.2439	48.1742
UNITED KINGDOM	POUND		206.6000	206.0000	206.8000	207.0000