


(516/517)

7/1/83



Selected Interest & Exchange Rates

Weekly Series of Charts

May 11, 1981

Prepared by the
FINANCIAL MARKETS
SECTION

DIVISION OF
INTERNATIONAL FINANCE

BOARD OF GOVERNORS
FEDERAL RESERVE SYSTEM
Washington, D.C. 20551

Table of Contents

TABLES

1. LATEST FIGURES PLOTTED
2. DAILY CERTIFIED SPOT EXCHANGE RATES--
H.10 RELEASE

CHARTS

1. SPOT EXCHANGE RATE INDICES
2. 3-MONTH FORWARD EXCHANGE RATES
3. GOLD PRICE--LONDON
4. CALL MONEY RATES
5. 3-MONTH INTEREST RATES
6. EURO-DOLLAR DEPOSIT RATES
7. SELECTED EURO-DOLLAR AND
U.S. MONEY MARKET RATES
8. INTEREST ARBITRAGE: 3-MONTH FUNDS
9. LONG-TERM GOVERNMENT BOND YIELDS
10. INDUSTRIAL STOCK INDICES

SUBSCRIPTION RATES:

Weekly \$15.00 per year or \$.40 each in the United States, its possessions, Canada, and Mexico; 10 or more of the same issue to one address, \$13.50 per year or \$.35 each. Elsewhere, \$20.00 per year or \$.50 each. Address requests to Publications Services, Division of Administrative Services, and make payment remittance payable to the order of the Board of Governors of the Federal Reserve System in a form collectible at par in U.S. Currency.

CHART 1
SPOT EXCHANGE INDICES
 DOLLAR PRICES OF FOREIGN CURRENCIES AND WEIGHTED AVERAGE VALUES (THIN LINE)
 AVERAGES FOR WEEK ENDING WEDNESDAY

RATIO SCALE
 MARCH 1973=100

RATIO SCALE
 MARCH 1973=100

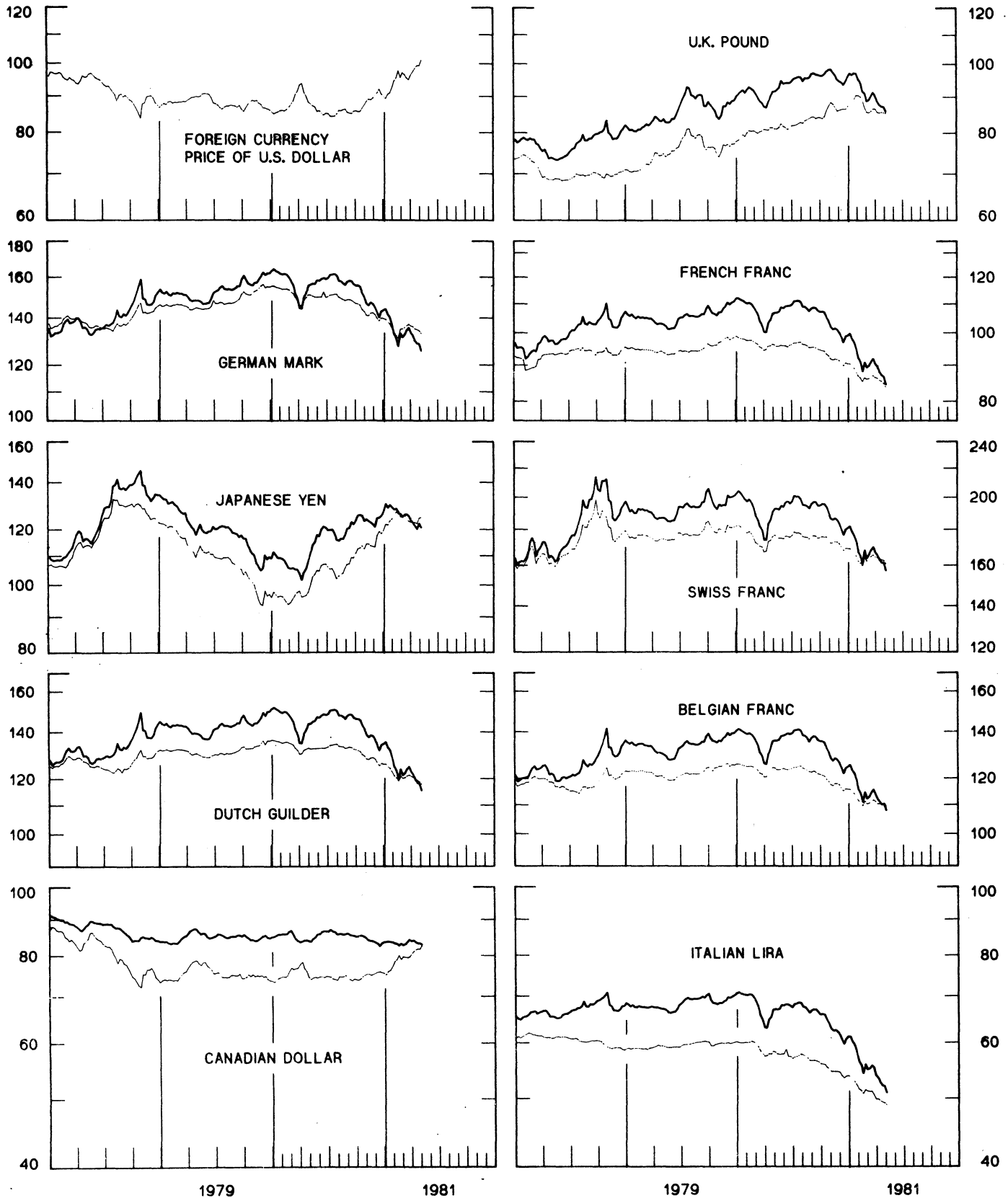


CHART 2
3-MONTH FORWARD EXCHANGE RATES
 PREMIUM (+) OR (-)
 AVERAGES FOR WEEK ENDING WEDNESDAY

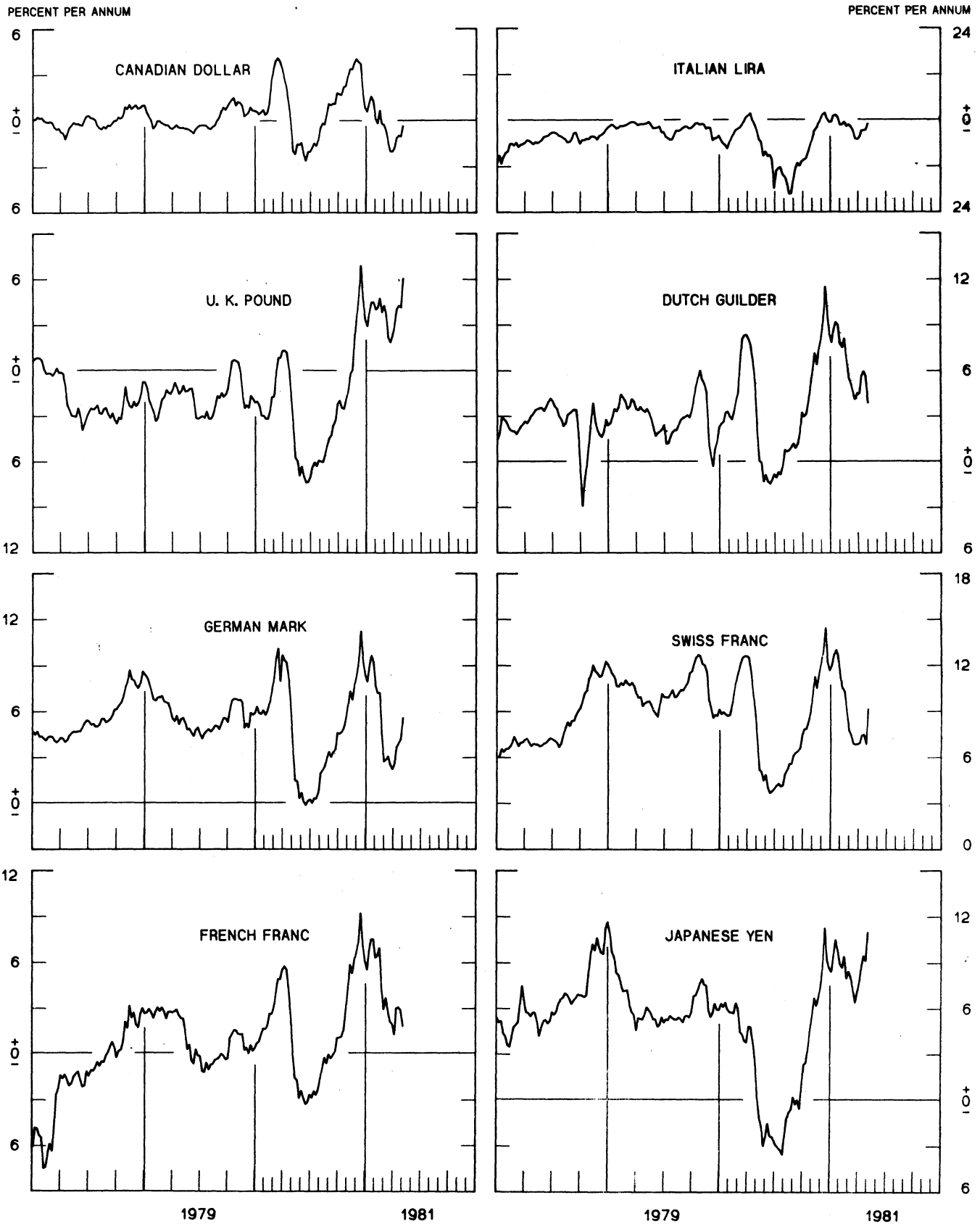


CHART 3
PRICE OF GOLD IN LONDON
AVERAGES FOR WEEK ENDING WEDNESDAY

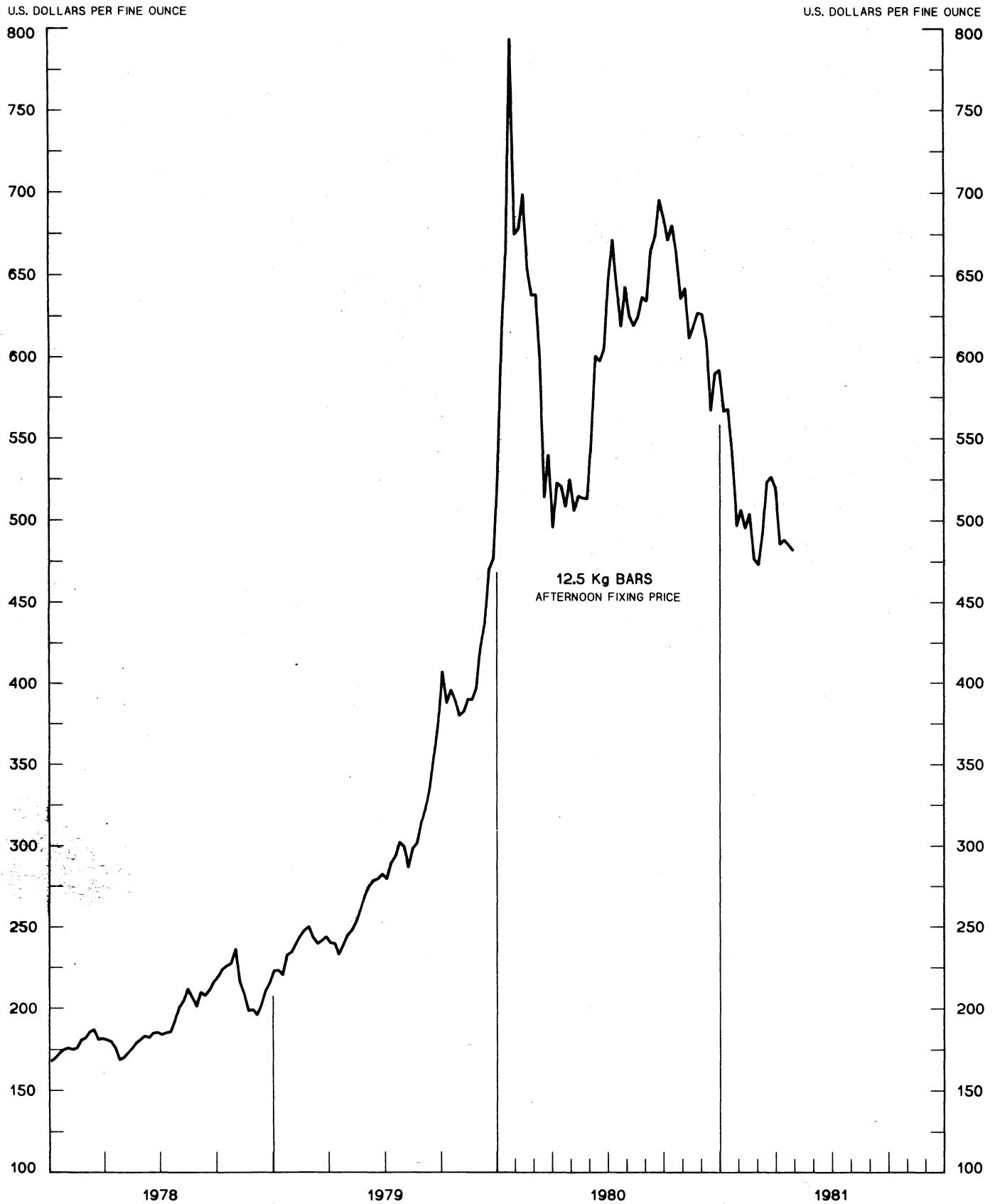


CHART 4
CALL MONEY RATES
WEEKLY SERIES

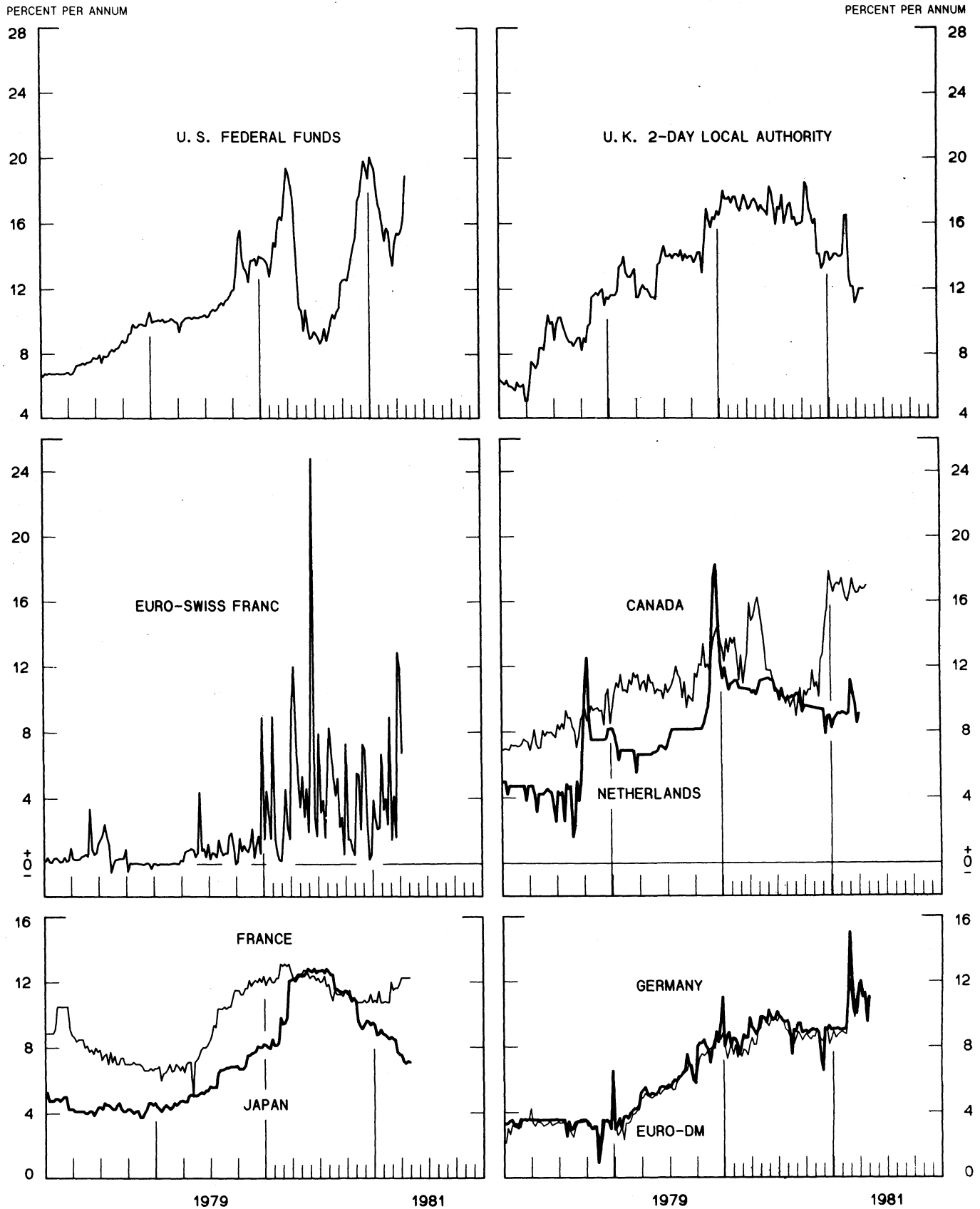
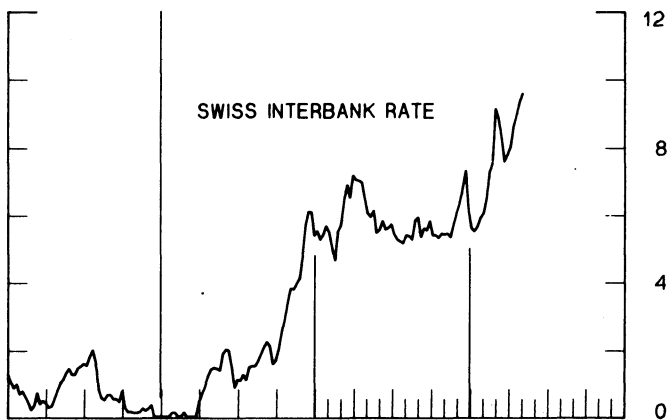
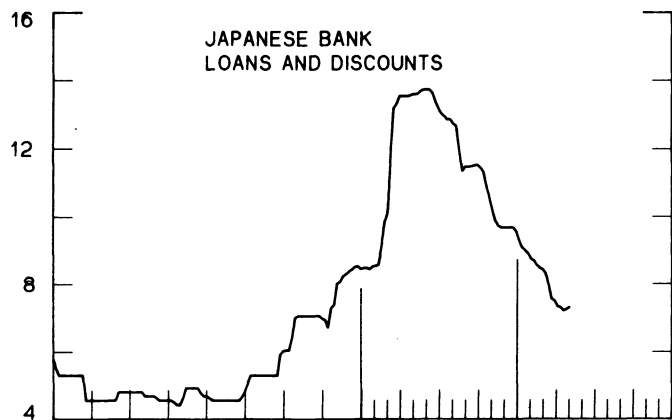
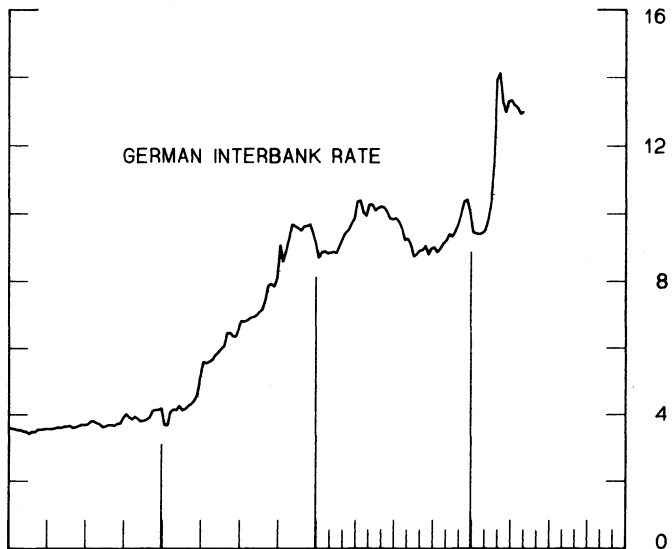
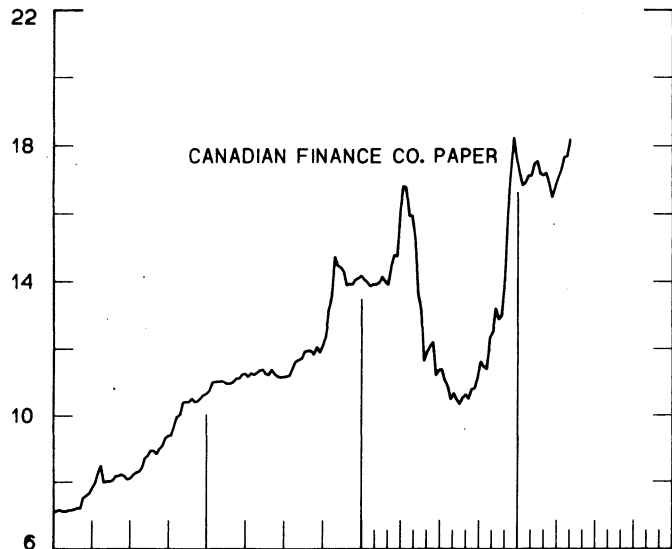
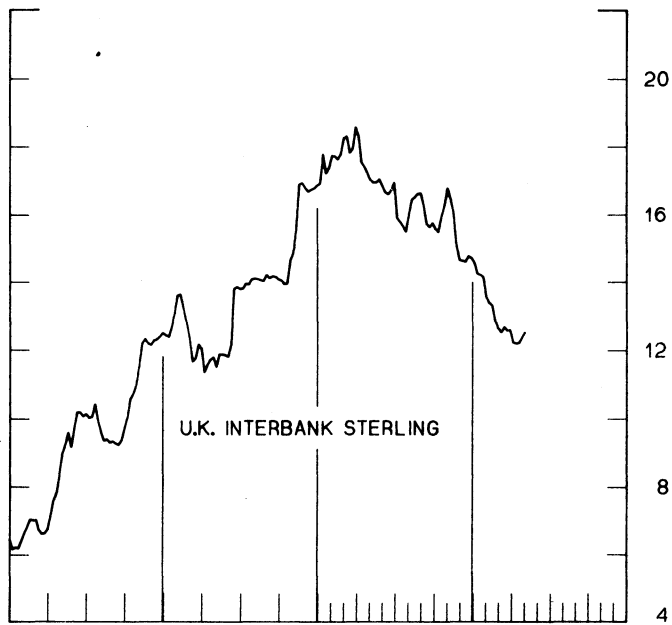
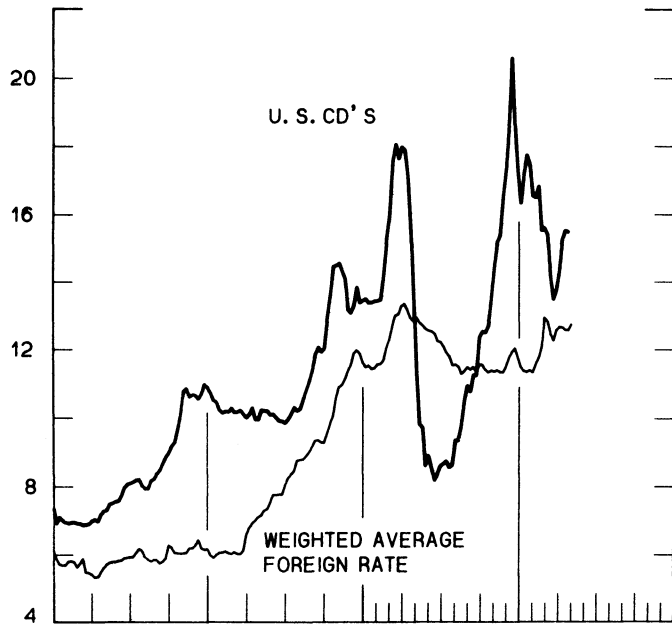


CHART 5
3-MONTH INTEREST RATES
 WEEKLY SERIES

PERCENT PER ANNUM

PERCENT PER ANNUM



1979

1981

1979

1981

CHART 6
EURO-DOLLAR DEPOSIT RATES LONDON
AVERAGES FOR WEEK ENDING WEDNESDAY

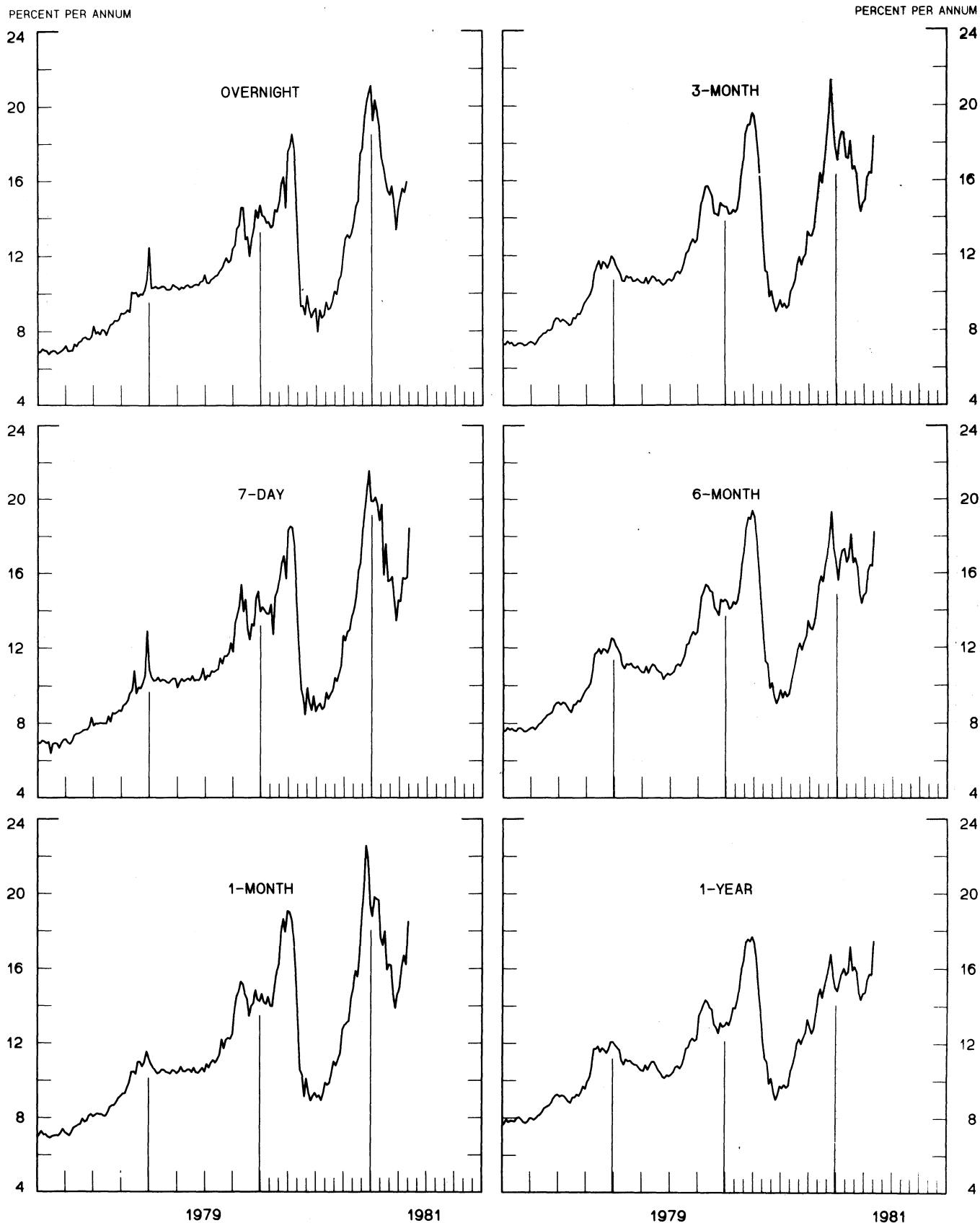
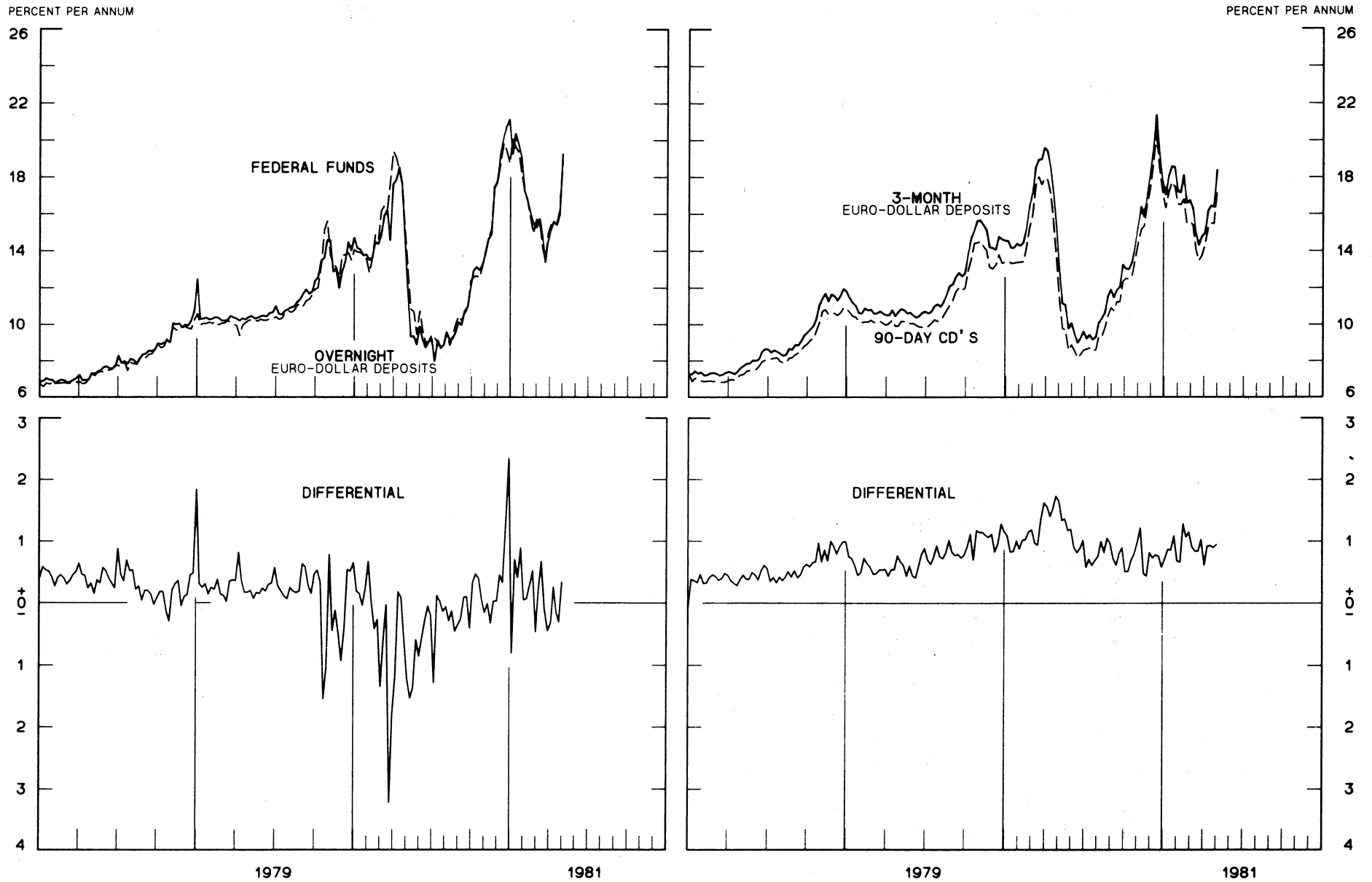


CHART 7
SELECTED EURO-DOLLAR AND U. S. MONEY MARKET RATES

DIFFERENTIAL: PLUS(+), FAVORS BORROWING IN U. S.
 AVERAGES FOR WEEK ENDING WEDNESDAY

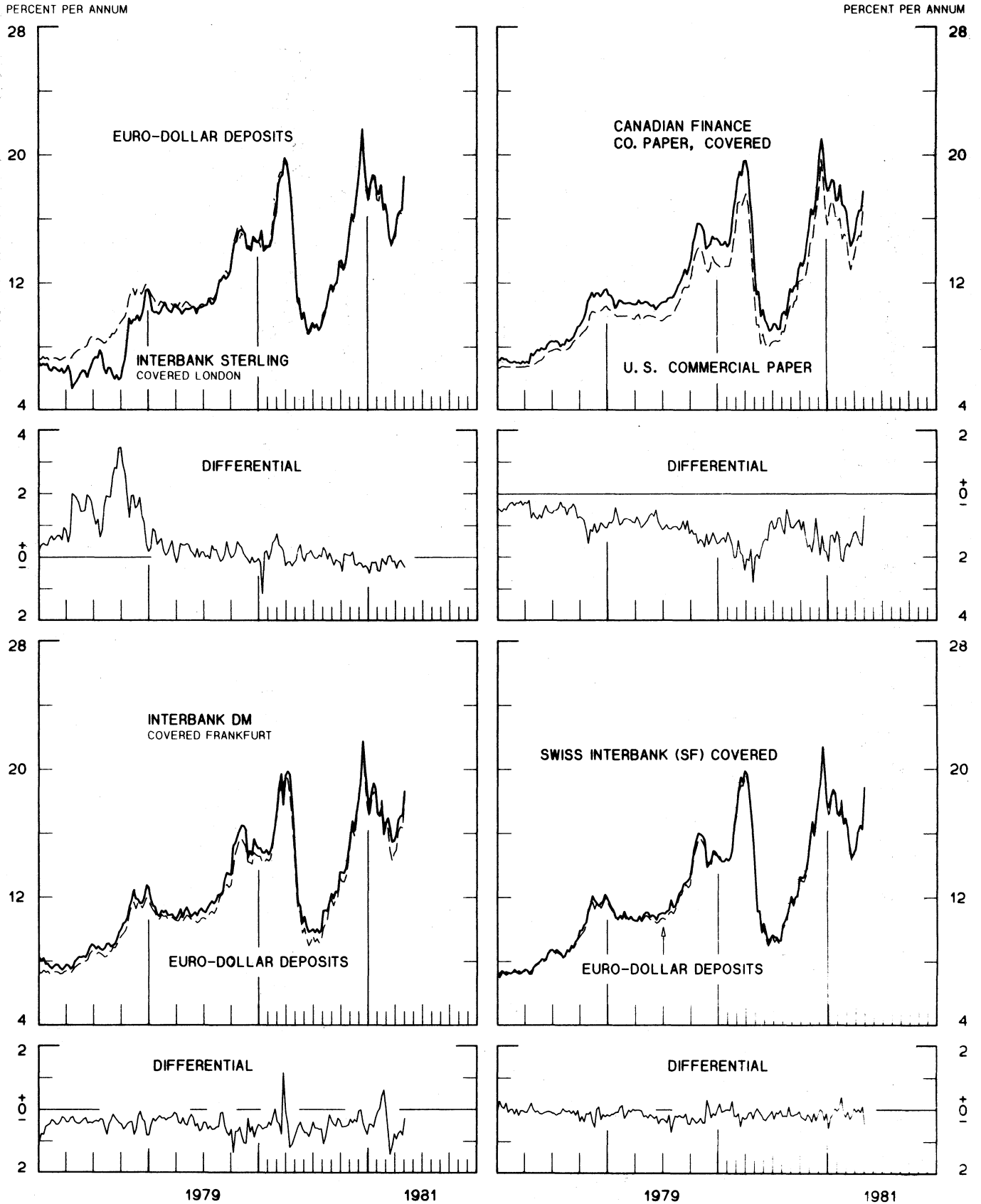


1 PERCENT ON DIFFERENTIAL SCALE = 2 PERCENT ON RATE SCALE

CHART 8

INTEREST ARBITRAGE: 3-MONTH FUNDS

DIFFERENTIAL: PLUS(+), INDICATES FAVOR DOLLAR ASSETS
AVERAGES FOR WEEK ENDING WEDNESDAY



1 PERCENT ON DIFFERENTIAL SCALE = 2 PERCENT ON RATE SCALE

CHART 9
LONG-TERM GOVERNMENT BOND YIELDS
 WEEKLY SERIES

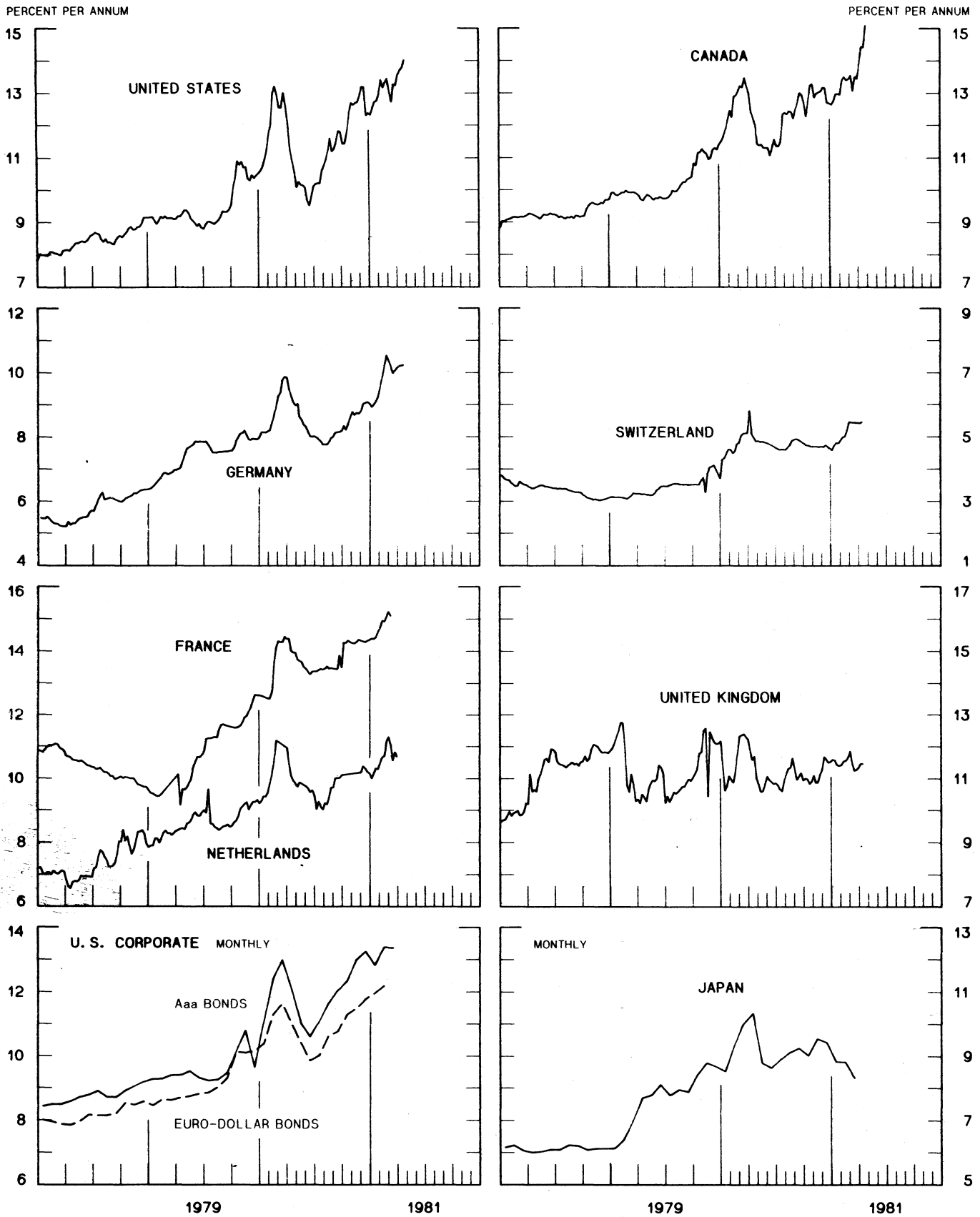
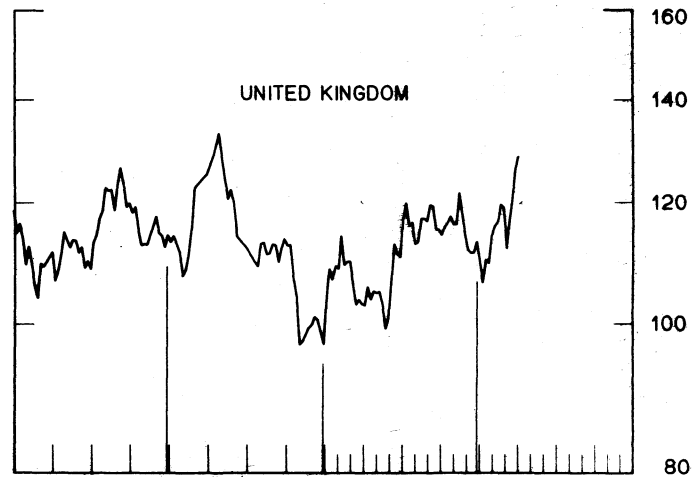
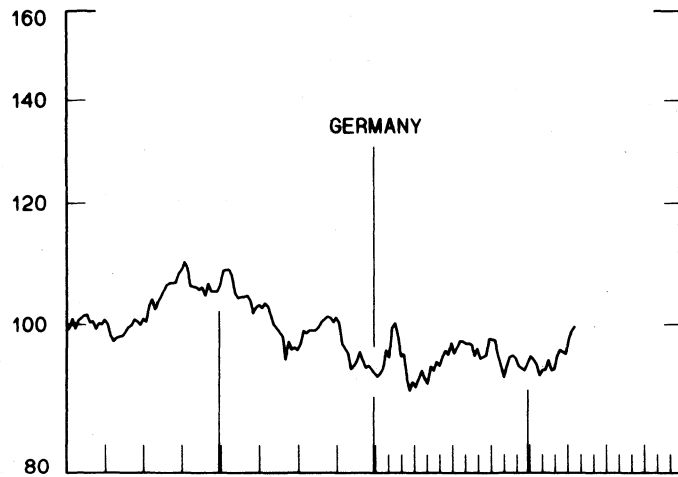
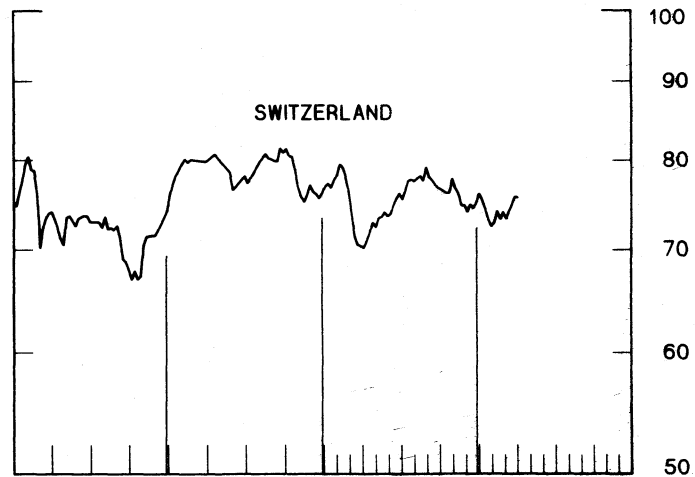
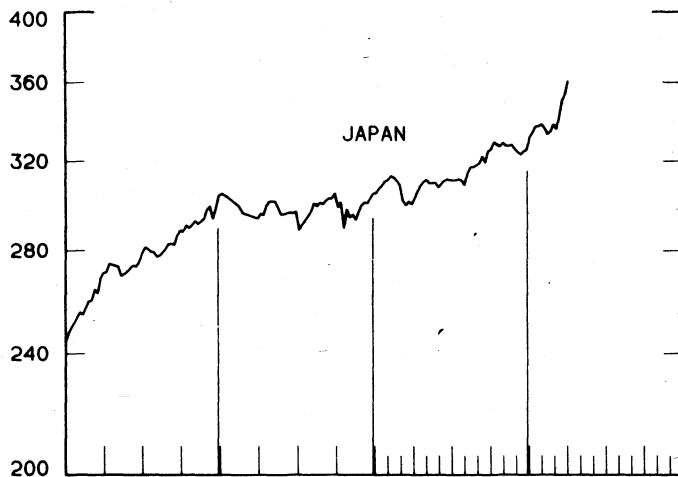
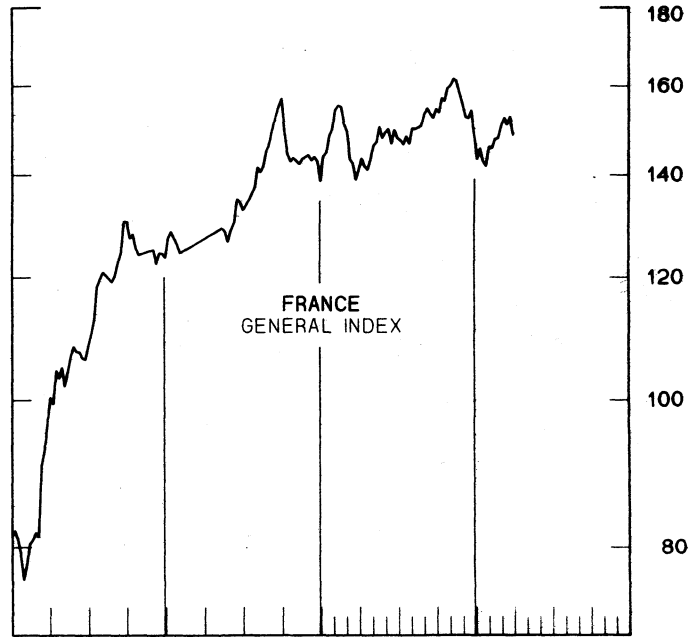
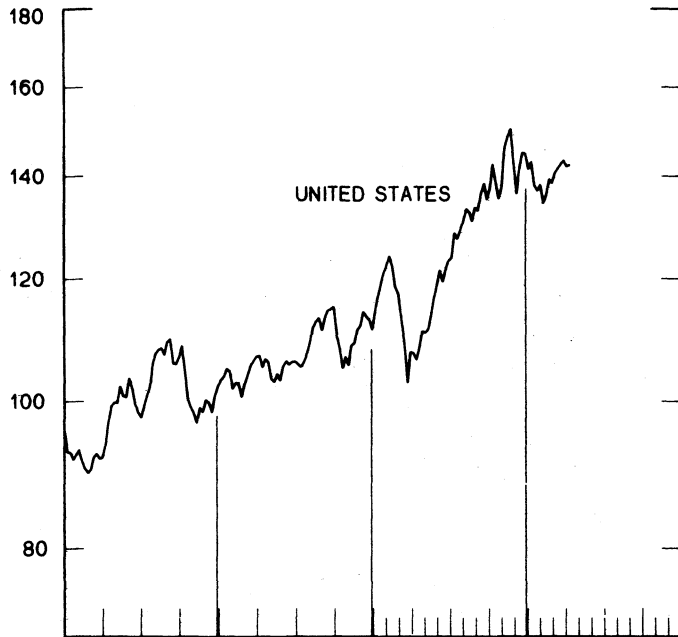


CHART 10
INDUSTRIAL STOCK INDICES
WEEKLY SERIES

RATIO SCALE
1969=100

RATIO SCALE
1969=100



1979

1981

1979

1981

SERIES NAME

LAST VALUE PLOTTED
DATE VALUE

CHART 1. SPOT EXCHANGE RATES AND INDICES

WEEKLY AVERAGES, NOON BUYING RATES (U.S. CENTS)

GERMAN MARK	MAY 6	44.72
JAPANESE YEN	MAY 6	0.46155
DUTCH GUILDER	MAY 6	40.25
U.K. POUND	MAY 6	212.62
CANADIAN DOLLAR	MAY 6	83.40
FRENCH FRANC	MAY 6	18.81
SWISS FRANC	MAY 6	48.94
BELGIAN FRANC	MAY 6	2.74511
ITALIAN LIRA	MAY 6	0.08992

INDICES, MARCH 1973 BASE RATES = 100

GERMAN MARK	MAY 6	125.80
JAPANESE YEN	MAY 6	120.85
DUTCH GUILDER	MAY 6	115.55
U.K. POUND	MAY 6	86.00
CANADIAN DOLLAR	MAY 6	83.13
FRENCH FRANC	MAY 6	84.75
SWISS FRANC	MAY 6	157.44
BELGIAN FRANC	MAY 6	108.17
ITALIAN LIRA	MAY 6	51.08

WEIGHTED AVERAGE EXCHANGE VALUE INDICES, MAR 1973 = 100
(G-10 COUNTRIES PLUS SWITZERLAND)

U.S. DOLLAR	MAY 6	101.41
GERMAN MARK	MAY 6	133.34
JAPANESE YEN	MAY 6	125.15
DUTCH GUILDER	MAY 6	118.09
U.K. POUND	MAY 6	85.69
CANADIAN DOLLAR	MAY 6	82.92
FRENCH FRANC	MAY 6	84.18
SWISS FRANC	MAY 6	161.33
BELGIAN FRANC	MAY 6	109.88
ITALIAN LIRA	MAY 6	49.10
SWEDISH KRONA	MAY 6	92.94

CHART 2. 3-MONTH FORWARD EXCHANGE RATES, PREMIUM OR DISCOUNT

CANADIAN DOLLAR	MAY 6	-0.37
U.K. POUND	MAY 6	6.02
GERMAN MARK	MAY 6	5.52
FRENCH FRANC	MAY 6	1.77
SWISS FRANC	MAY 6	9.09
DUTCH GUILDER	MAY 6	3.82
JAPANESE YEN	MAY 6	10.93
ITALIAN LIRA	MAY 6	-1.24

SERIES NAME	LAST VALUE PLOTTED	
	DATE	VALUE
CHART 3. GOLD PRICE IN LONDON, AFTERNOON FIXING		
U.S. DOLLARS PER FINE OUNCE	MAY 6	482.12
CHART 4. CALL MONEY RATES		
U.S. FEDERAL FUNDS	MAY 6	18.91
OVERNIGHT EURO-DOLLAR DEPOSITS	MAY 6	19.25
U.K. 2-DAY LOCAL AUTHORITY DEPOSITS	MAY 1	12.00
CANADA	MAY 1	17.00
GERMANY	MAY 1	11.00
EURO-DM	APRIL 10	11.45
JAPAN	MAY 1	7.06
FRANCE	MAY 1	12.25
NETHERLANDS	APRIL 3	9.05
EURO-SWISS FRANC	APRIL 10	6.73
CHART 5. 3-MONTH INTEREST RATES		
U.S. 90-DAY CD'S, SECONDARY MARKET	MAY 6	17.44
GERMAN INTERBANK LOAN	MAY 6	12.96
JAPANESE BANK LOANS & DISCOUNTS	MAY 6	7.25
CANADIAN FINANCE PAPER	MAY 6	18.15
INTERBANK STERLING	MAY 6	12.50
SWISS INTERBANK LOAN	MAY 6	9.56
WEIGHTED AVERAGE FOREIGN INTEREST RATE (G-10 COUNTRIES PLUS SWITZERLAND)	MAY 6	12.71
CHART 6. EURO-DOLLAR DEPOSIT RATES: LONDON		
OVERNIGHT	MAY 6	19.25
7-DAY	MAY 6	18.42
1-MONTH	MAY 6	18.48
3-MONTH	MAY 6	18.39
6-MONTH	MAY 6	18.24
1-YEAR	MAY 6	17.46
CHART 7. SELECTED EURO-DOLLAR AND U.S. MONEY MARKET RATES		
OVERNIGHT EURO-DOLLAR DEPOSITS	MAY 6	19.25
U.S. FEDERAL FUNDS	MAY 6	18.91
DIFFERENTIAL ADJ. FOR RESERVE REQUIREMENTS	MAY 6	0.34
3-MONTH EURO-DOLLAR DEPOSIT RATE	MAY 6	18.39
U.S. 90-DAY CD'S, SECONDARY MARKET	MAY 6	17.44
DIFFERENTIAL	MAY 6	0.95

LAST VALUE PLOTTED
DATE VALUE

SERIES NAME

CHART 8. INTEREST ARBITRAGE, 3-MONTH FUNDS

EURO-DOLLAR DEPOSIT	MAY 6	18.39
INTERBANK STERLING (LONDON), COVERED	MAY 6	18.70
DIFFERENTIAL	MAY 6	-0.32
U.S. COMMERCIAL PAPER	MAY 6	16.84
CANADIAN FINANCE PAPER, COVERED	MAY 6	17.77
DIFFERENTIAL	MAY 6	-0.67
EURO-DOLLAR DEPOSIT	MAY 6	18.39
INTERBANK DM (FRANKFURT), COVERED	MAY 6	18.66
DIFFERENTIAL	MAY 6	-0.27
EURO-DOLLAR DEPOSIT	MAY 6	18.39
SWISS INTERBANK, COVERED	MAY 6	18.87
DIFFERENTIAL	MAY 6	-0.48

CHART 9. LONG TERM GOVERNMENT BOND YIELDS

UNITED STATES	MAY 1	14.01
GERMANY	APRIL 24	10.23
JAPAN (MONTHLY)	APRIL	7.90
SWITZERLAND	APRIL 17	5.44
CANADA	MAY 1	15.07
FRANCE	MARCH 13	15.09
NETHERLANDS	APRIL 3	10.66
UNITED KINGDOM	APRIL 17	11.44

U.S. CORPORATE

AAA BONDS	MARCH	13.33
EURO-DM BONDS	DEC.	6.63
EURO-DOLLAR BONDS	FEB.	12.17

CHART 10. INDUSTRIAL STOCK INDICES

UNITED STATES	APRIL 17	142.37
JAPAN	APRIL 10	360.36
FRANCE	APRIL 3	148.80
UNITED KINGDOM	APRIL 10	128.49
SWITZERLAND	APRIL 10	75.59
GERMANY	APRIL 24	99.51

FEDERAL RESERVE statistical release



H. 10 (512)

MAY 12, 1981

FOREIGN EXCHANGE RATES

FOR THE WEEK ENDING MAY 8, 1981

The Board of Governors of the Federal Reserve System is advised that the Federal Reserve Bank of New York has certified for customs purposes the following noon buying rate in New York City for cable transfers payable in foreign currencies:

COUNTRY	MONETARY UNIT	(RATE U.S. CENTS)				
		MAY 4	MAY 5	MAY 6	MAY 7	MAY 8
AUSTRALIA	DOLLAR	114.5100	114.2000	114.2800	114.1000	114.3500
AUSTRIA	SCHILLING	6.31313	6.23247	6.29525	6.21504	6.28931
BELGIUM	FRANC	2.73523	2.70563	2.71444	2.69760	2.72480
CANADA	DOLLAR	83.2778	83.1532	83.4029	83.3820	83.3577
DENMARK	KRONE	14.1343	14.0056	14.0805	13.9626	14.0696
FINLAND	MARKKA	23.5849	23.4028	23.4962	23.3973	23.3618
FRANCE	FRANC	18.6672	18.5322	18.7073	18.6081	18.7266
GERMANY	D. MARK	44.5514	44.1306	44.2870	43.9657	44.3459
INDIA	RUPEE	11.9400	11.9400	12.0048	11.9904	12.0048
IRELAND	POUND	163.0000	161.2000	162.0000	160.7500	162.4000
ITALY	LIRA	0.08969	0.08857	0.08885	0.08838	0.08889
JAPAN	YEN	0.46062	0.45914	0.46104	0.45893	0.45956
MALAYSIA	DOLLAR	42.9000	42.7168	42.9461	42.7991	43.0849
MEXICO	PESO	4.1580	4.1597	4.1658	4.1615	4.1580
NETHERLANDS	GUILDER	40.0480	39.6825	40.0160	39.6040	39.9122
NEW ZEALAND	DOLLAR	89.0000	88.7800	88.8500	88.6500	88.8800
NORWAY	KRONE	17.8380	17.7778	17.9436	17.8094	17.7999
PORTUGAL	ESCUDO	1.6835	1.6584	1.6667	1.6584	1.6667
SOUTH AFRICA	RAND	121.2200	120.5300	120.8800	120.4200	120.3000
SPAIN	PESETA	1.1101	1.0971	1.1101	1.1046	1.1111
SRI LANKA	RUPEE	5.4437	5.4437	5.4437	5.4437	5.4437
SWEDEN	KRONA	20.6911	20.5761	20.6718	20.5550	20.6271
SWITZERLAND	FRANC	48.7567	48.3676	48.5319	48.1812	48.6855
UNITED KINGDOM	POUND	211.8000	211.3500	211.6800	210.3500	211.5500