

Selected Interest & Exchange Rates

Weekly Series of Charts

April 27, 1981

**Prepared by the
FINANCIAL MARKETS
SECTION**

**DIVISION OF
INTERNATIONAL FINANCE**

**BOARD OF GOVERNORS
FEDERAL RESERVE SYSTEM
Washington, D.C. 20551**

Table of Contents

TABLES

1. LATEST FIGURES PLOTTED
2. DAILY CERTIFIED SPOT EXCHANGE RATES--
H.10 RELEASE

CHARTS

1. SPOT EXCHANGE RATE INDICES
2. 3-MONTH FORWARD EXCHANGE RATES
3. GOLD PRICE--LONDON
4. CALL MONEY RATES
5. 3-MONTH INTEREST RATES
6. EURO-DOLLAR DEPOSIT RATES
7. SELECTED EURO-DOLLAR AND
U.S. MONEY MARKET RATES
8. INTEREST ARBITRAGE: 3-MONTH FUNDS
9. LONG-TERM GOVERNMENT BOND YIELDS
10. INDUSTRIAL STOCK INDICES

SUBSCRIPTION RATES:

Weekly \$15.00 per year or \$.40 each in the United States, its possessions, Canada, and Mexico; 10 or more of the same issue to one address, \$13.50 per year or \$.35 each. Elsewhere, \$20.00 per year or \$.50 each. Address requests to Publications Services, Division of Administrative Services, and make payment remittance payable to the order of the Board of Governors of the Federal Reserve System in a form collectible at par in U.S. Currency.

CHART 1

SPOT EXCHANGE INDICES

DOLLAR PRICES OF FOREIGN CURRENCIES AND WEIGHTED AVERAGE VALUES (THIN LINE)
AVERAGES FOR WEEK ENDING WEDNESDAY

RATIO SCALE
MARCH 1973=100

RATIO SCALE
MARCH 1973=100

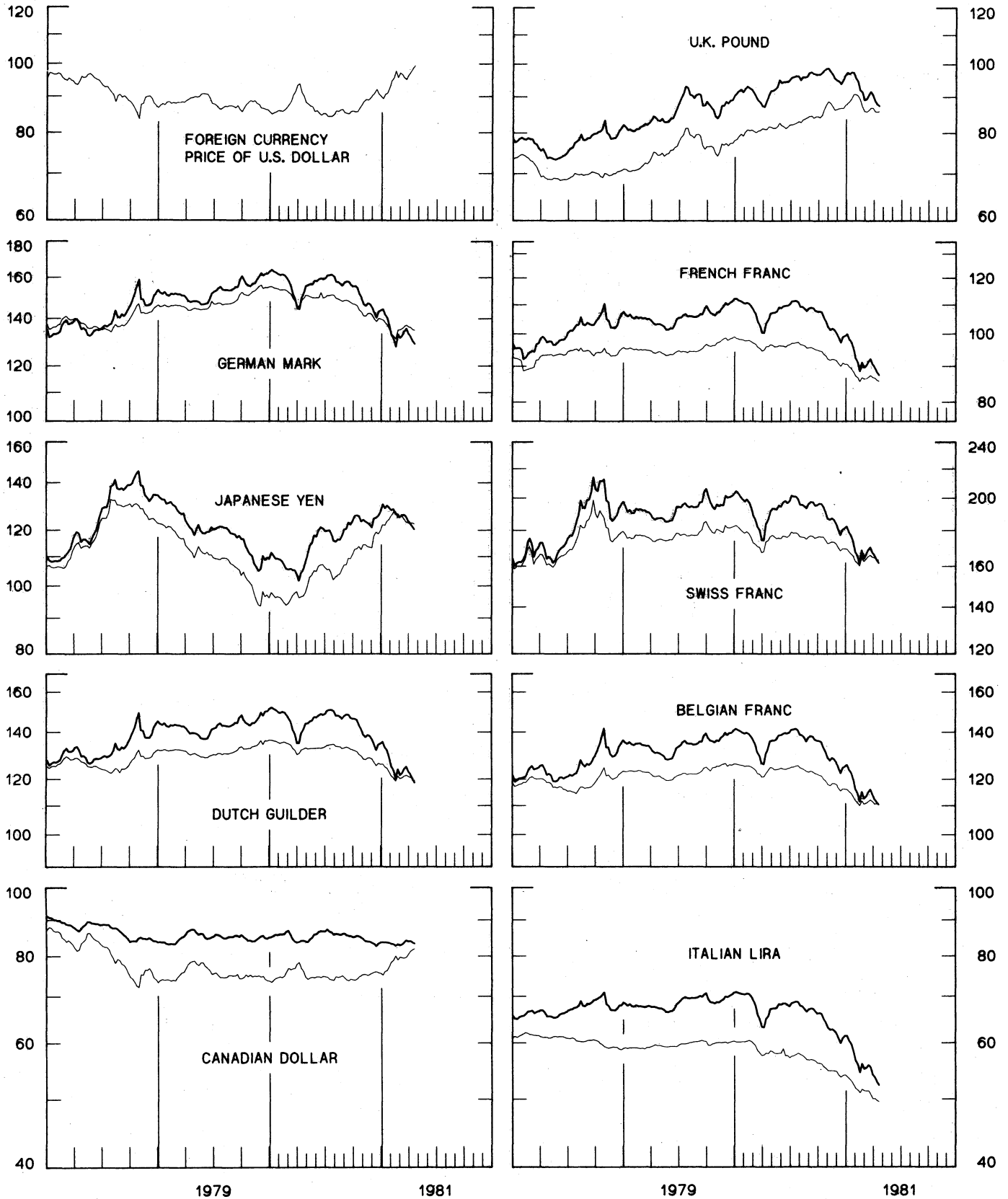


CHART 2
3-MONTH FORWARD EXCHANGE RATES
 PREMIUM (+) OR (-)
 AVERAGES FOR WEEK ENDING WEDNESDAY

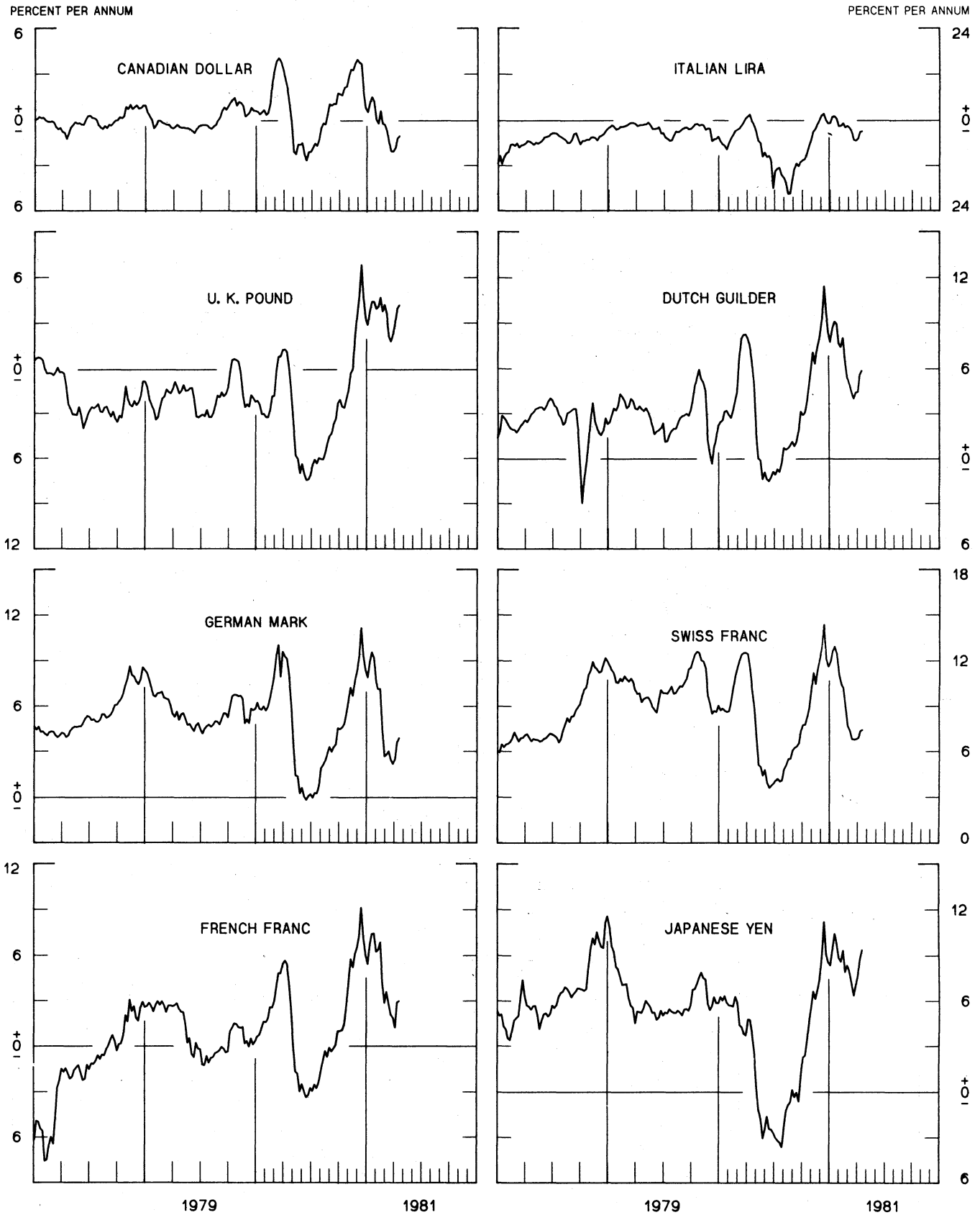


CHART 3
PRICE OF GOLD IN LONDON
AVERAGES FOR WEEK ENDING WEDNESDAY

U.S. DOLLARS PER FINE OUNCE

U.S. DOLLARS PER FINE OUNCE

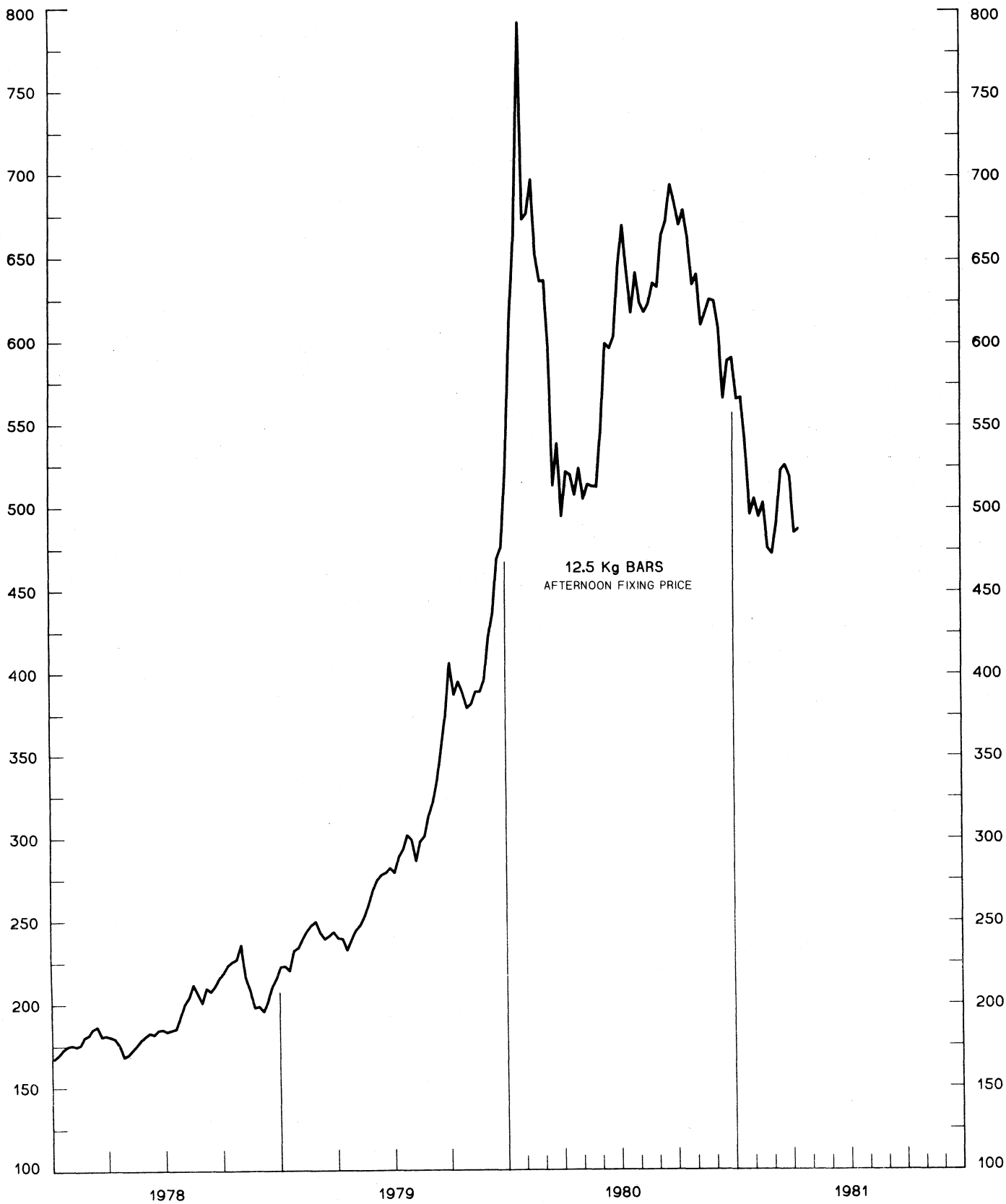


CHART 4
CALL MONEY RATES
WEEKLY SERIES

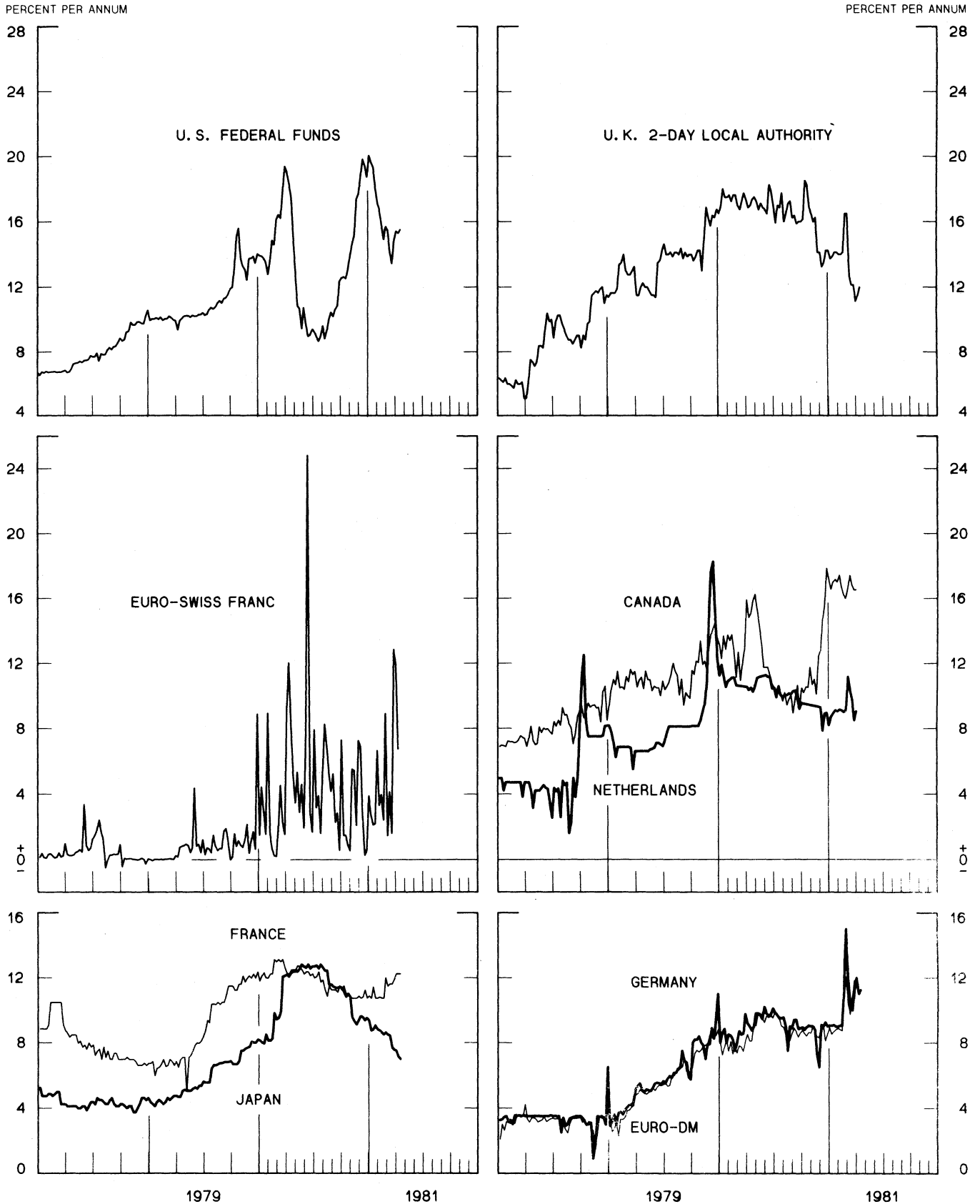
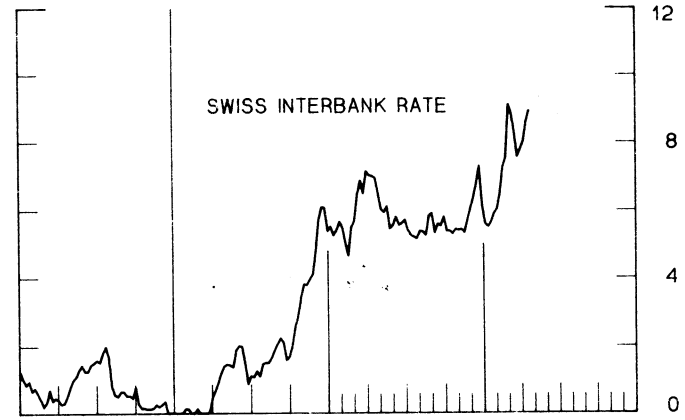
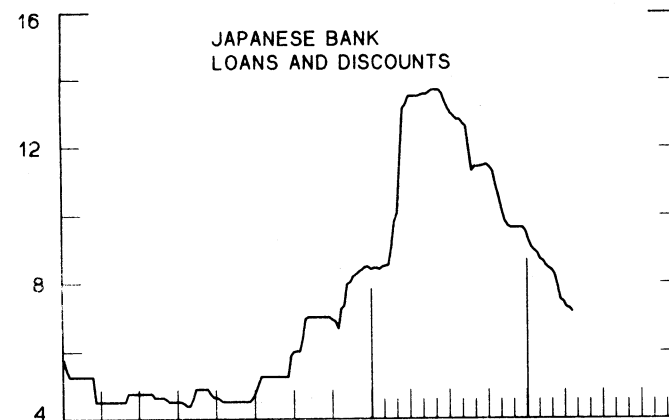
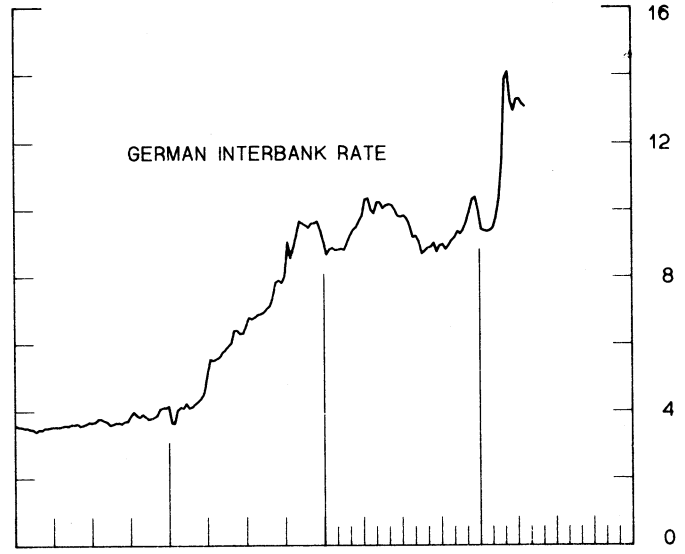
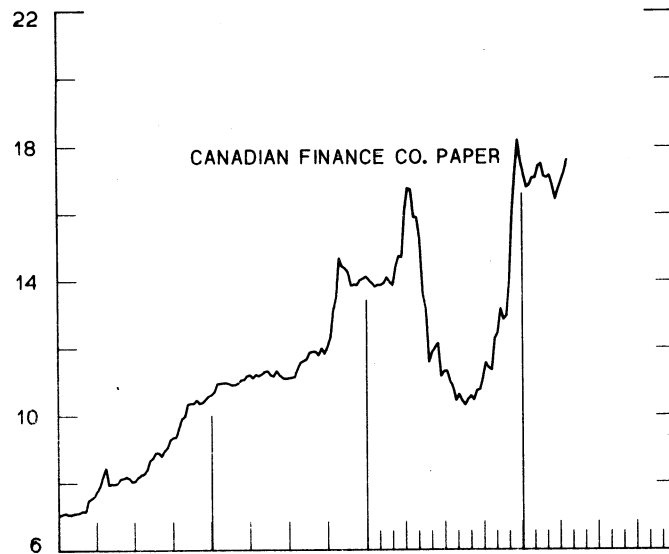
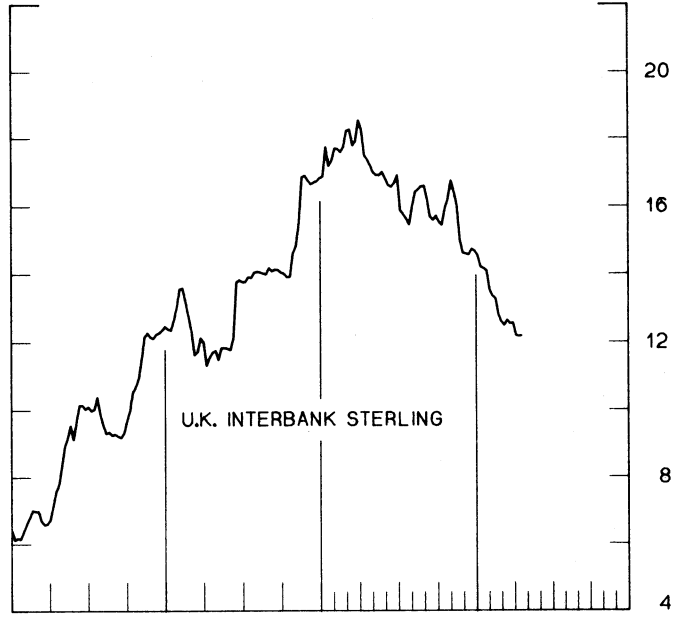
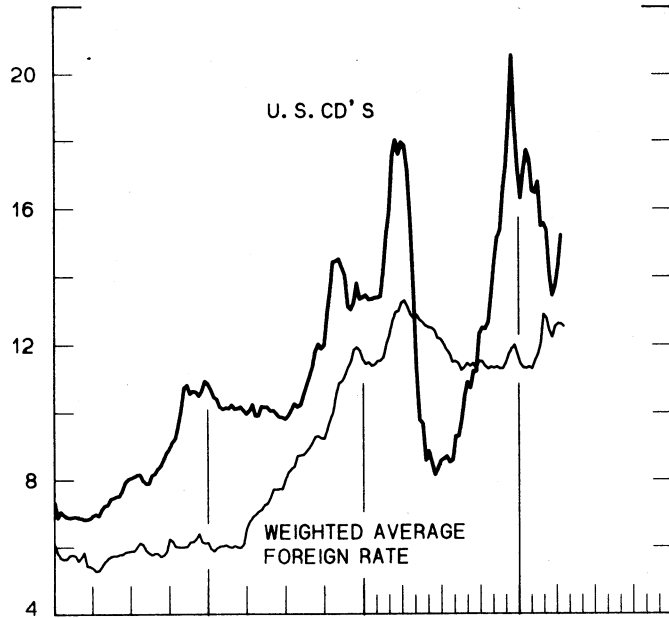


CHART 5
3-MONTH INTEREST RATES
WEEKLY SERIES

PERCENT PER ANNUM

PERCENT PER ANNUM



1979

1981

1979

1981

CHART 6
EURO-DOLLAR DEPOSIT RATES LONDON
AVERAGES FOR WEEK ENDING WEDNESDAY

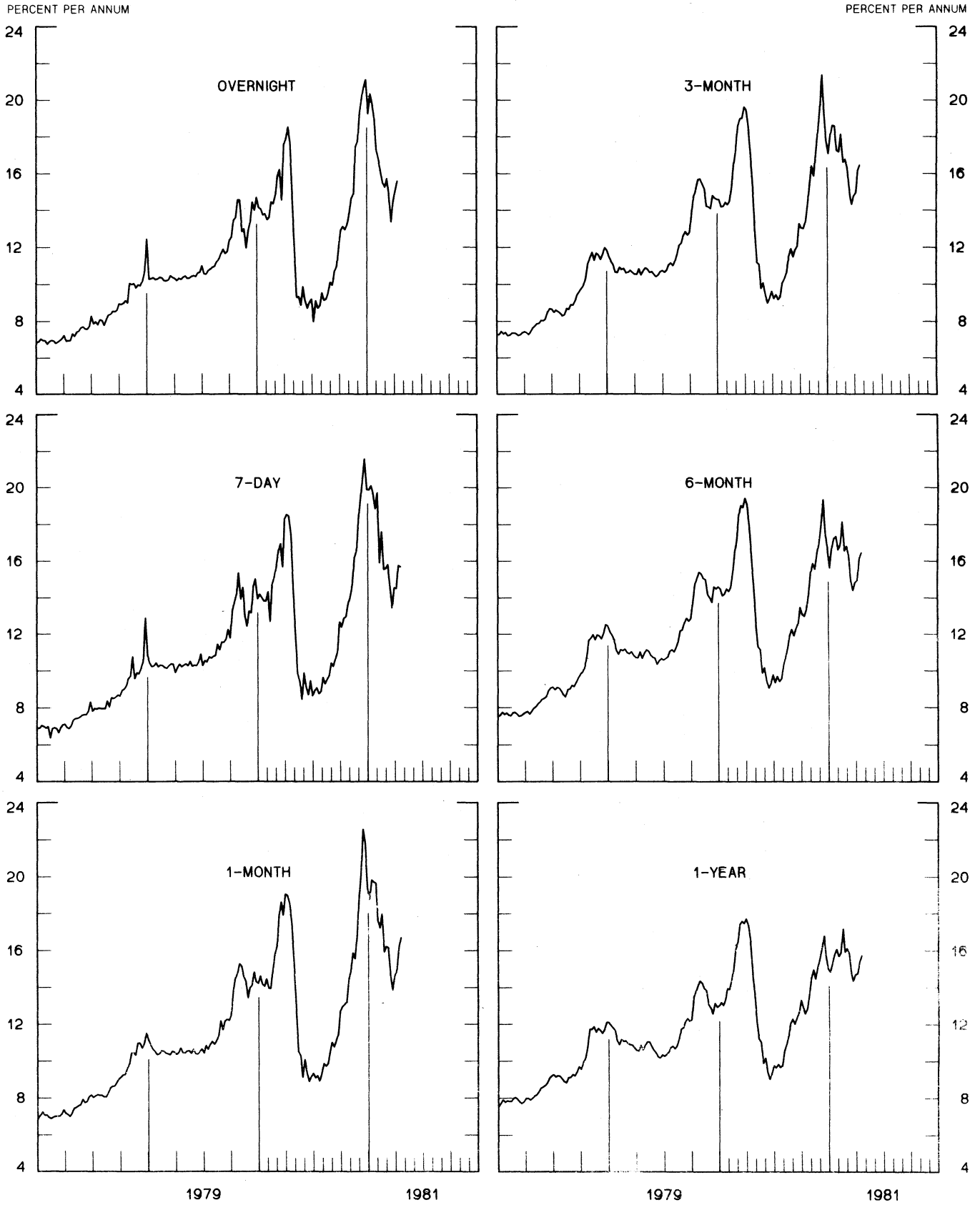
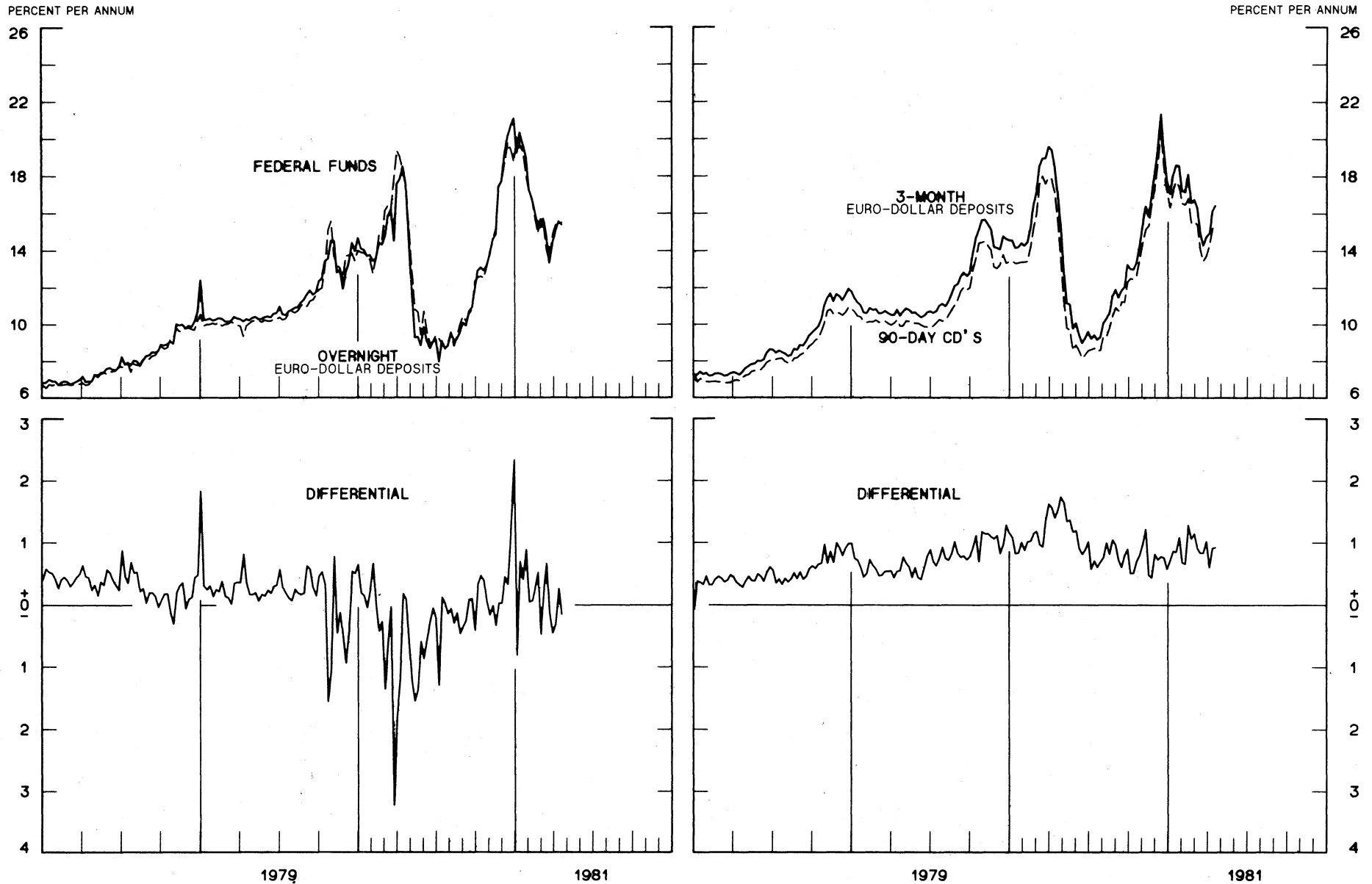


CHART 7
SELECTED EURO-DOLLAR AND U. S. MONEY MARKET RATES

DIFFERENTIAL: PLUS(+), FAVORS BORROWING IN U. S.
 AVERAGES FOR WEEK ENDING WEDNESDAY

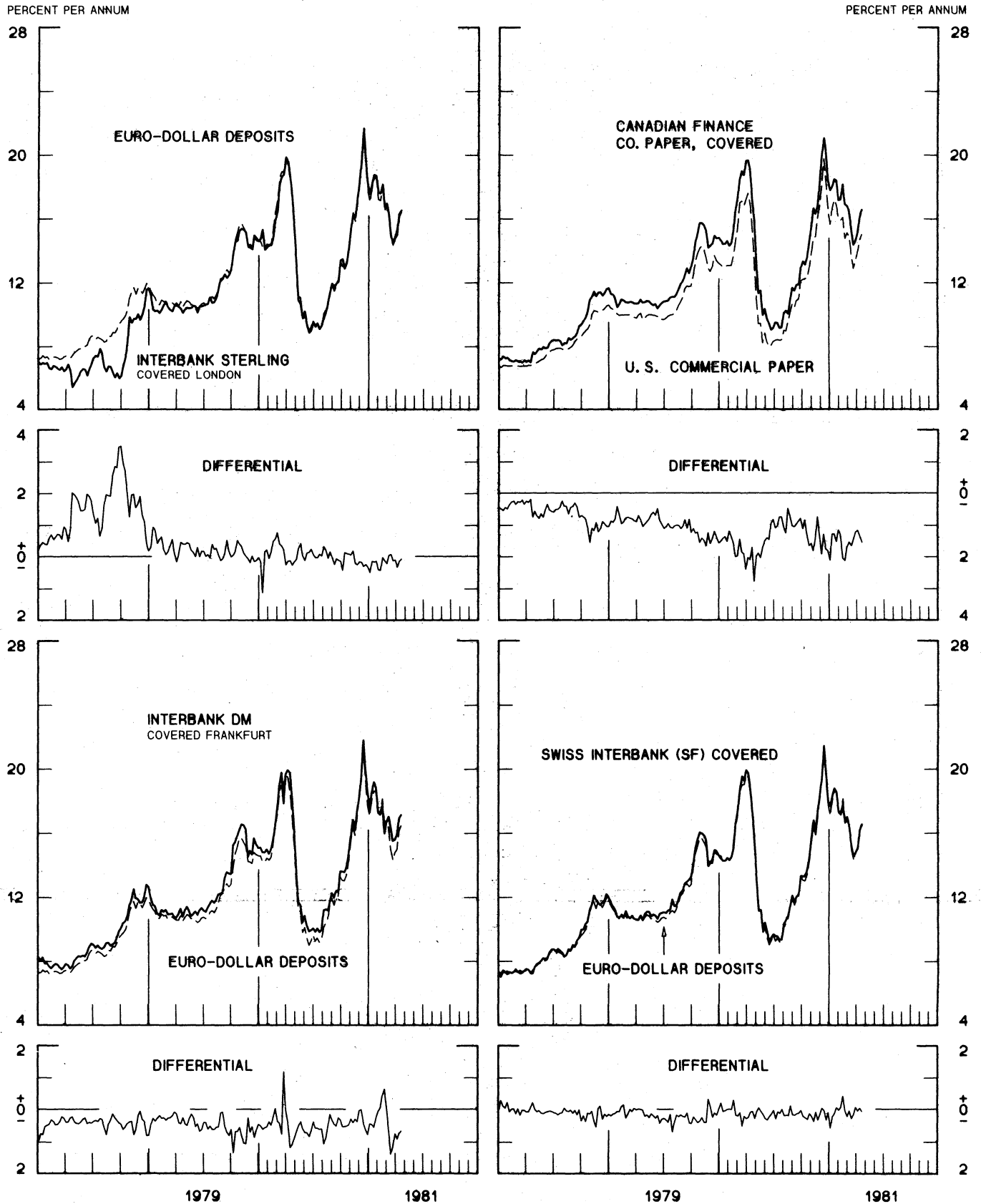


1 PERCENT ON DIFFERENTIAL SCALE = 2 PERCENT ON RATE SCALE

CHART 8

INTEREST ARBITRAGE: 3-MONTH FUNDS

DIFFERENTIAL: PLUS(+), INDICATES FAVOR DOLLAR ASSETS
AVERAGES FOR WEEK ENDING WEDNESDAY



1 PERCENT ON DIFFERENTIAL SCALE = 2 PERCENT ON RATE SCALE

LONG-TERM GOVERNMENT BOND YIELDS

WEEKLY SERIES

PERCENT PER ANNUM

PERCENT PER ANNUM

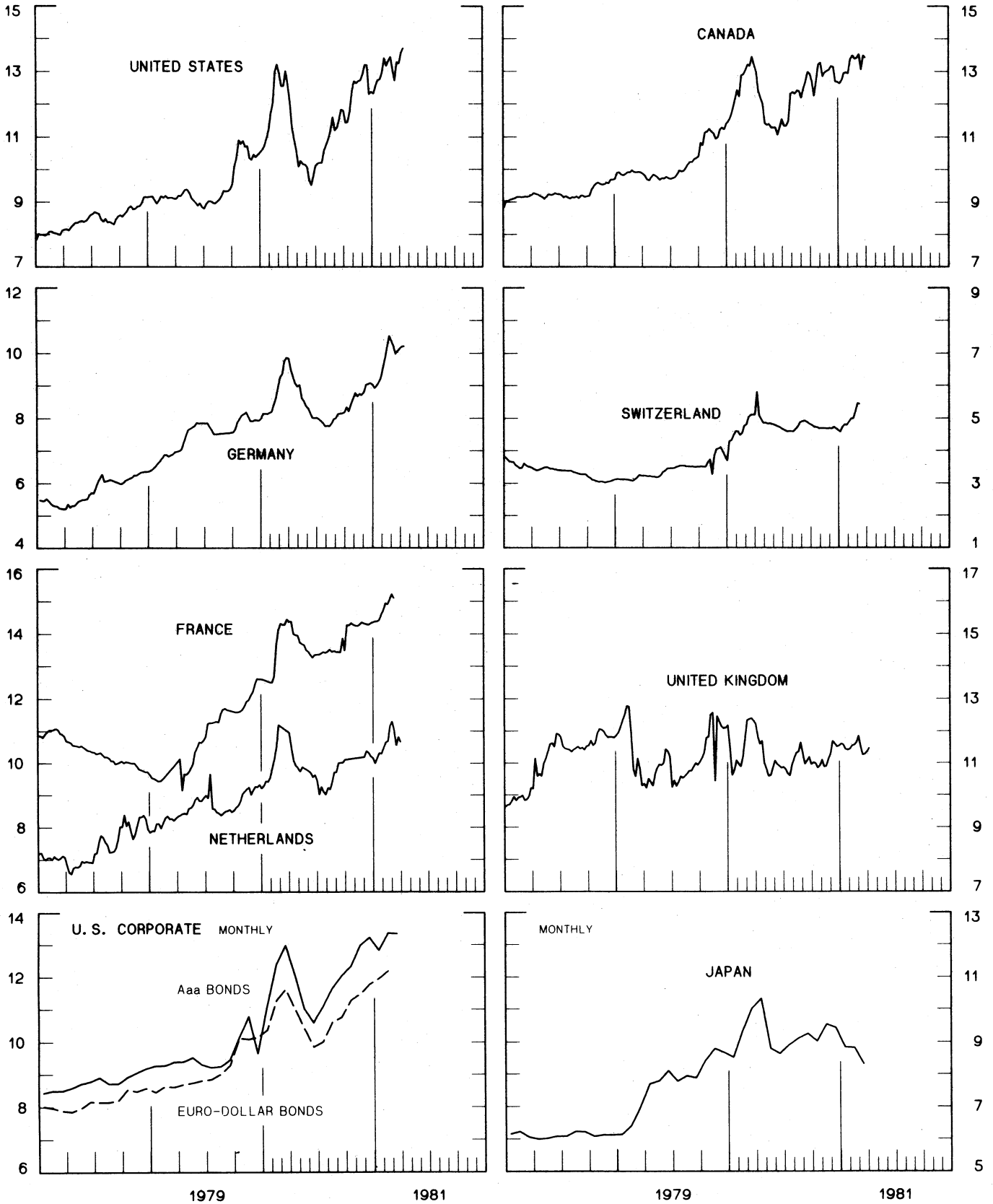
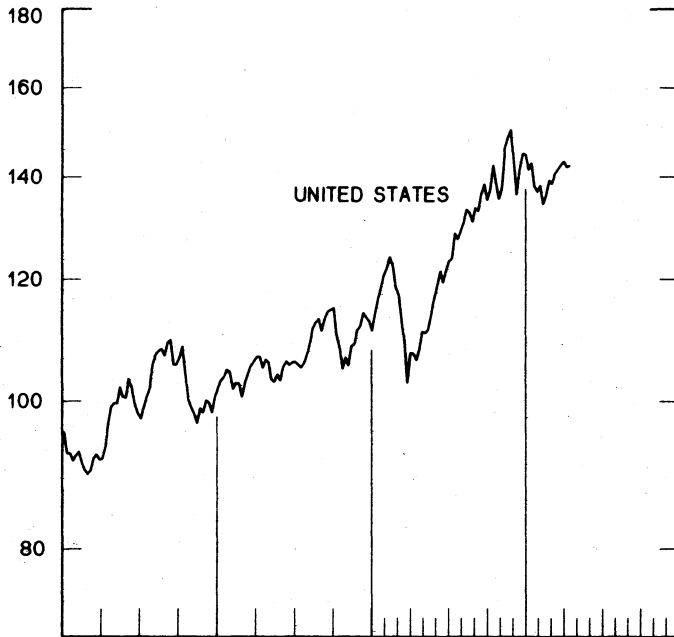
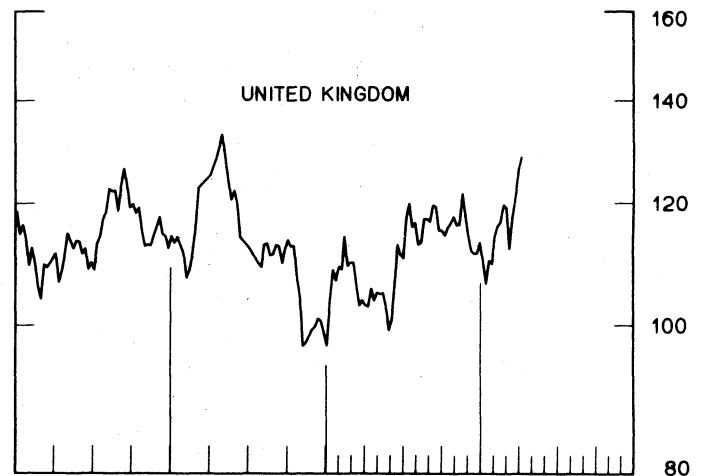
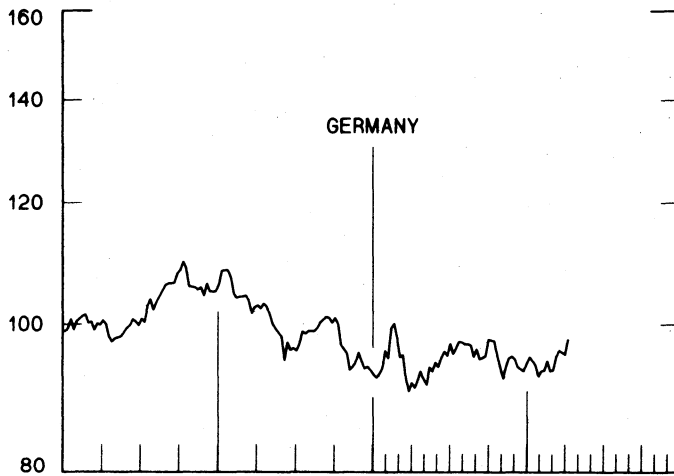
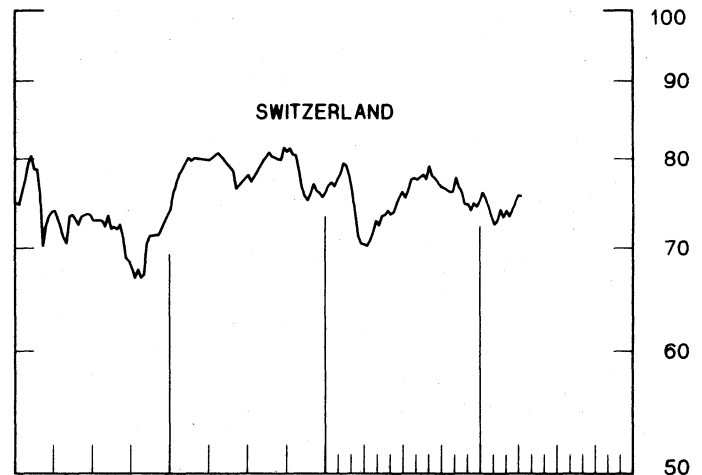
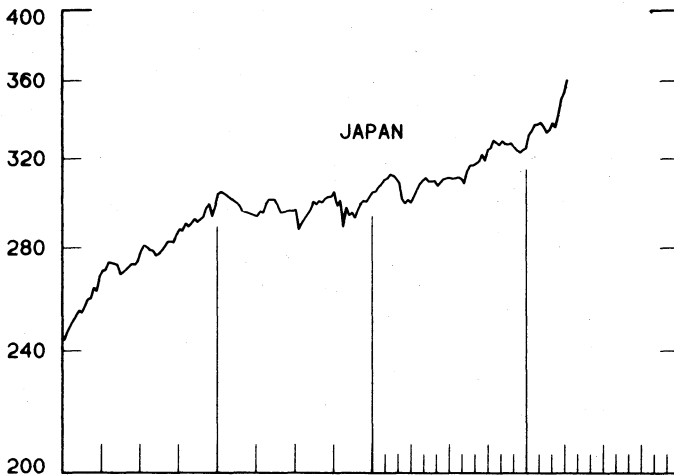
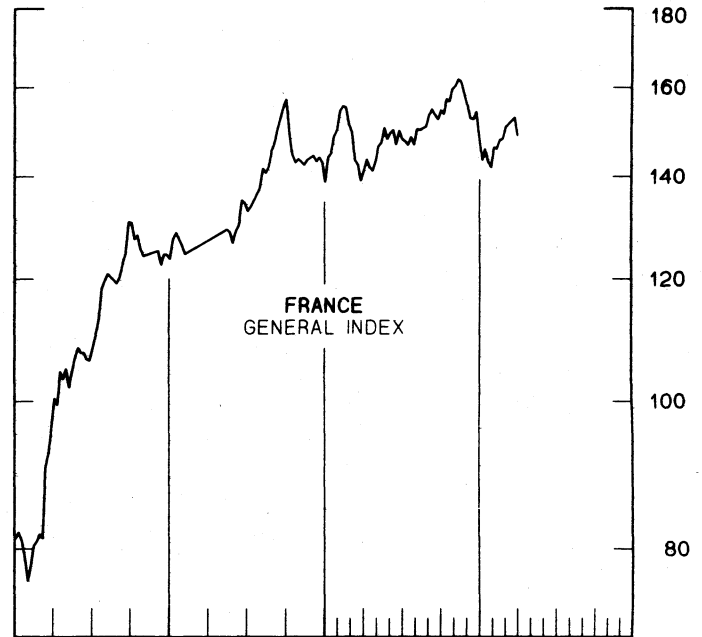


CHART 10
INDUSTRIAL STOCK INDICES
WEEKLY SERIES

RATIO SCALE
1969=100



RATIO SCALE
1969=100



1979

1981

1979

1981

SERIES NAME

LAST VALUE PLOTTED
DATE VALUE

CHART 1. SPOT EXCHANGE RATES AND INDICES

WEEKLY AVERAGES, NOON BUYING RATES (U.S. CENTS)

GERMAN MARK	APRIL 22	45.85
JAPANESE YEN	APRIL 22	0.45969
DUTCH GUILDER	APRIL 22	41.28
U.K. POUND	APRIL 22	216.27
CANADIAN DOLLAR	APRIL 22	83.70
FRENCH FRANC	APRIL 22	19.39
SWISS FRANC	APRIL 22	50.26
BELGIAN FRANC	APRIL 22	2.79931
ITALIAN LIRA	APRIL 22	0.09195

INDICES, MARCH 1973 BASE RATES = 100

GERMAN MARK	APRIL 22	128.97
JAPANESE YEN	APRIL 22	120.36
DUTCH GUILDER	APRIL 22	118.52
U.K. POUND	APRIL 22	87.48
CANADIAN DOLLAR	APRIL 22	83.42
FRENCH FRANC	APRIL 22	87.39
SWISS FRANC	APRIL 22	161.68
BELGIAN FRANC	APRIL 22	110.31
ITALIAN LIRA	APRIL 22	52.23

WEIGHTED AVERAGE EXCHANGE VALUE INDICES, MAR 1973 = 100
(G-10 COUNTRIES PLUS SWITZERLAND)

U.S. DOLLAR	APRIL 22	99.60
GERMAN MARK	APRIL 22	135.05
JAPANESE YEN	APRIL 22	122.63
DUTCH GUILDER	APRIL 22	119.52
U.K. POUND	APRIL 22	85.97
CANADIAN DOLLAR	APRIL 22	81.97
FRENCH FRANC	APRIL 22	85.74
SWISS FRANC	APRIL 22	163.40
BELGIAN FRANC	APRIL 22	110.51
ITALIAN LIRA	APRIL 22	49.53
SWEDISH KRONA	APRIL 22	93.19

CHART 2. 3-MONTH FORWARD EXCHANGE RATES, PREMIUM OR DISCOUNT

CANADIAN DOLLAR	APRIL 22	-1.03
U.K. POUND	APRIL 22	4.21
GERMAN MARK	APRIL 22	3.90
FRENCH FRANC	APRIL 22	2.99
SWISS FRANC	APRIL 22	7.44
DUTCH GUILDER	APRIL 22	5.89
JAPANESE YEN	APRIL 22	9.39
ITALIAN LIRA	APRIL 22	-2.94

SERIES NAME

LAST VALUE PLOTTED
DATE VALUE

CHART 3. GOLD PRICE IN LONDON, AFTERNOON FIXING

U.S. DOLLARS PER FINE OUNCE APRIL 22 488.17

CHART 4. CALL MONEY RATES

U.S. FEDERAL FUNDS	APRIL 22	15.55
OVERNIGHT EURO-DOLLAR DEPOSITS	APRIL 22	15.40
U.K. 2-DAY LOCAL AUTHORITY DEPOSITS	APRIL 17	12.00
CANADA	APRIL 3	16.53
GERMANY	APRIL 17	11.25
EURO-DM	APRIL 10	11.45
JAPAN	APRIL 17	7.00
FRANCE	APRIL 17	12.25
NETHERLANDS	APRIL 3	9.05
EURO-SWISS FRANC	APRIL 10	6.73

CHART 5. 3-MONTH INTEREST RATES

U.S. 90-DAY CD'S, SECONDARY MARKET	APRIL 22	15.51
GERMAN INTERBANK LOAN	APRIL 22	13.08
JAPANESE BANK LOANS & DISCOUNTS	APRIL 22	7.15
CANADIAN FINANCE PAPER	APRIL 22	17.62
INTERBANK STERLING	APRIL 22	12.19
SWISS INTERBANK LOAN	APRIL 22	8.92
WEIGHTED AVERAGE FOREIGN INTEREST RATE (G-10 COUNTRIES PLUS SWITZERLAND)	APRIL 22	12.56

CHART 6. EURO-DOLLAR DEPOSIT RATES: LONDON

OVERNIGHT	APRIL 22	15.40
7-DAY	APRIL 22	15.69
1-MONTH	APRIL 22	16.68
3-MONTH	APRIL 22	16.44
6-MONTH	APRIL 22	16.44
1-YEAR	APRIL 22	15.73

CHART 7. SELECTED EURO-DOLLAR AND U.S. MONEY MARKET RATES

OVERNIGHT EURO-DOLLAR DEPOSITS	APRIL 22	15.40
U.S. FEDERAL FUNDS	APRIL 22	15.55
DIFFERENTIAL ADJ. FOR RESERVE REQUIREMENTS	APRIL 22	-0.15
3-MONTH EURO-DOLLAR DEPOSIT RATE	APRIL 22	16.44
U.S. 90-DAY CD'S, SECONDARY MARKET	APRIL 22	15.51
DIFFERENTIAL	APRIL 22	0.93

SERIES NAME	LAST VALUE PLOTTED	
	DATE	VALUE
CHART 8. INTEREST ARBITRAGE, 3-MONTH FUNDS		
EURO-DOLLAR DEPOSIT	APRIL 22	16.44
INTERBANK STERLING (LONDON), COVERED	APRIL 22	16.53
DIFFERENTIAL	APRIL 22	-0.09
U.S. COMMERCIAL PAPER	APRIL 22	14.99
CANADIAN FINANCE PAPER, COVERED	APRIL 22	16.55
DIFFERENTIAL	APRIL 22	-1.56
EURO-DOLLAR DEPOSIT	APRIL 22	16.44
INTERBANK DM (FRANKFURT), COVERED	APRIL 22	17.11
DIFFERENTIAL	APRIL 22	-0.67
EURO-DOLLAR DEPOSIT	APRIL 22	16.44
SWISS INTERBANK, COVERED	APRIL 22	16.52
DIFFERENTIAL	APRIL 22	-0.08


CHART 9. LONG TERM GOVERNMENT BOND YIELDS

UNITED STATES	APRIL 17	13.70
GERMANY	APRIL 17	10.21
JAPAN (MONTHLY)	MARCH	8.29
SWITZERLAND	MARCH 13	5.43
CANADA	APRIL 3	13.42
FRANCE	MARCH 13	15.09
NETHERLANDS	APRIL 3	10.66
UNITED KINGDOM	APRIL 10	11.44
U.S. CORPORATE		
AAA BONDS	MARCH	13.33
EURO-DM BONDS	DEC.	6.63
EURO-DOLLAR BONDS	FEB.	12.17

CHART 10. INDUSTRIAL STOCK INDICES

UNITED STATES	APRIL 17	142.37
JAPAN	APRIL 10	360.36
FRANCE	APRIL 3	148.80
UNITED KINGDOM	APRIL 10	128.49
SWITZERLAND	APRIL 10	75.59
GERMANY	APRIL 10	97.69

FEDERAL RESERVE statistical release



H. 10 (512)

APRIL 27, 1981

FOREIGN EXCHANGE RATES

FOR THE WEEK ENDING APRIL 24, 1981

The Board of Governors of the Federal Reserve System is advised that the Federal Reserve Bank of New York has certified for customs purposes the following noon buying rate in New York City for cable transfers payable in foreign currencies:

COUNTRY	MONETARY UNIT	(RATE U.S. CENTS)				
		APR. 20	APR. 21	APR. 22	APR. 23	APR. 24
AUSTRALIA	DOLLAR	114.6500	114.8000	115.2600	115.2800	115.1700
AUSTRIA	SCHILLING	6.42261	6.48088	6.50830	6.51678	6.48298
BELGIUM	FRANC	2.79330	2.80034	2.82646	2.82008	2.81849
CANADA	DOLLAR	83.6400	83.7661	83.7942	83.7101	83.8223
DENMARK	KRONE	14.4718	14.5582	14.6628	14.6467	14.5613
FINLAND	MARKKA	23.8949	23.9578	24.0732	24.0240	24.0038
FRANCE	FRANC	19.3611	19.3648	19.5103	19.4175	19.3274
GERMANY	D. MARK	45.7771	45.8400	46.2321	45.9770	45.9242
INDIA	RUPEE	12.0190	12.0340	12.0920	12.1507	12.1212
IRELAND	POUND	165.6500	166.8500	168.6000	168.3000	167.6000
ITALY	LIRA	0.09141	0.09185	0.09268	0.09208	0.09200
JAPAN	YEN	0.45830	0.45798	0.46115	0.46468	0.46664
MALAYSIA	DOLLAR	42.5532	42.5713	42.8266	42.9369	43.1034
MEXICO	PESO	4.1859	4.1902	4.1841	4.1850	4.1771
NETHERLANDS	GUILDER	41.2541	41.1523	41.5973	41.4164	41.2201
NEW ZEALAND	DOLLAR	89.5000	89.8400	90.1000	90.1500	90.1000
NORWAY	KRONE	18.1159	18.2216	18.2732	18.2482	18.2017
PORTUGAL	ESCUDO	1.7153	1.7065	1.7094	1.7109	1.7065
SOUTH AFRICA	RAND	122.5000	122.6000	123.0500	123.0000	123.0000
SPAIN	PESETA	1.1173	1.1307	1.1358	1.1342	1.1322
SRI LANKA	RUPEE	5.3192	5.3192	5.3192	5.3192	5.4437
SWEDEN	KRONA	21.0970	21.1694	21.2721	21.2427	21.1864
SWITZERLAND	FRANC	50.2513	50.1756	50.6714	50.4286	50.4286
UNITED KINGDOM	POUND	215.7500	216.1700	218.6500	217.4500	216.7000