


(516/517)

7.13



Selected Interest & Exchange Rates

Weekly Series of Charts

April 20, 1981

Prepared by the
FINANCIAL MARKETS
SECTION

DIVISION OF
INTERNATIONAL FINANCE

BOARD OF GOVERNORS
FEDERAL RESERVE SYSTEM
Washington, D.C. 20551

Table of Contents

TABLES

1. LATEST FIGURES PLOTTED
2. DAILY CERTIFIED SPOT EXCHANGE RATES--
H.10 RELEASE

CHARTS

1. SPOT EXCHANGE RATE INDICES
2. 3-MONTH FORWARD EXCHANGE RATES
3. GOLD PRICE--LONDON
4. CALL MONEY RATES
5. 3-MONTH INTEREST RATES
6. EURO-DOLLAR DEPOSIT RATES
7. SELECTED EURO-DOLLAR AND
U.S. MONEY MARKET RATES
8. INTEREST ARBITRAGE: 3-MONTH FUNDS
9. LONG-TERM GOVERNMENT BOND YIELDS
10. INDUSTRIAL STOCK INDICES

SUBSCRIPTION RATES:

Weekly \$15.00 per year or \$.40 each in the United States, its possessions, Canada, and Mexico; 10 or more of the same issue to one address, \$13.50 per year or \$.35 each. Elsewhere, \$20.00 per year or \$.50 each. Address requests to Publications Services, Division of Administrative Services, and make payment remittance payable to the order of the Board of Governors of the Federal Reserve System in a form collectible at par, in U.S. Currency.

CHART 1

SPOT EXCHANGE INDICES

DOLLAR PRICES OF FOREIGN CURRENCIES AND WEIGHTED AVERAGE VALUES (THIN LINE)
AVERAGES FOR WEEK ENDING WEDNESDAY

RATIO SCALE
MARCH 1973=100

RATIO SCALE
MARCH 1973=100

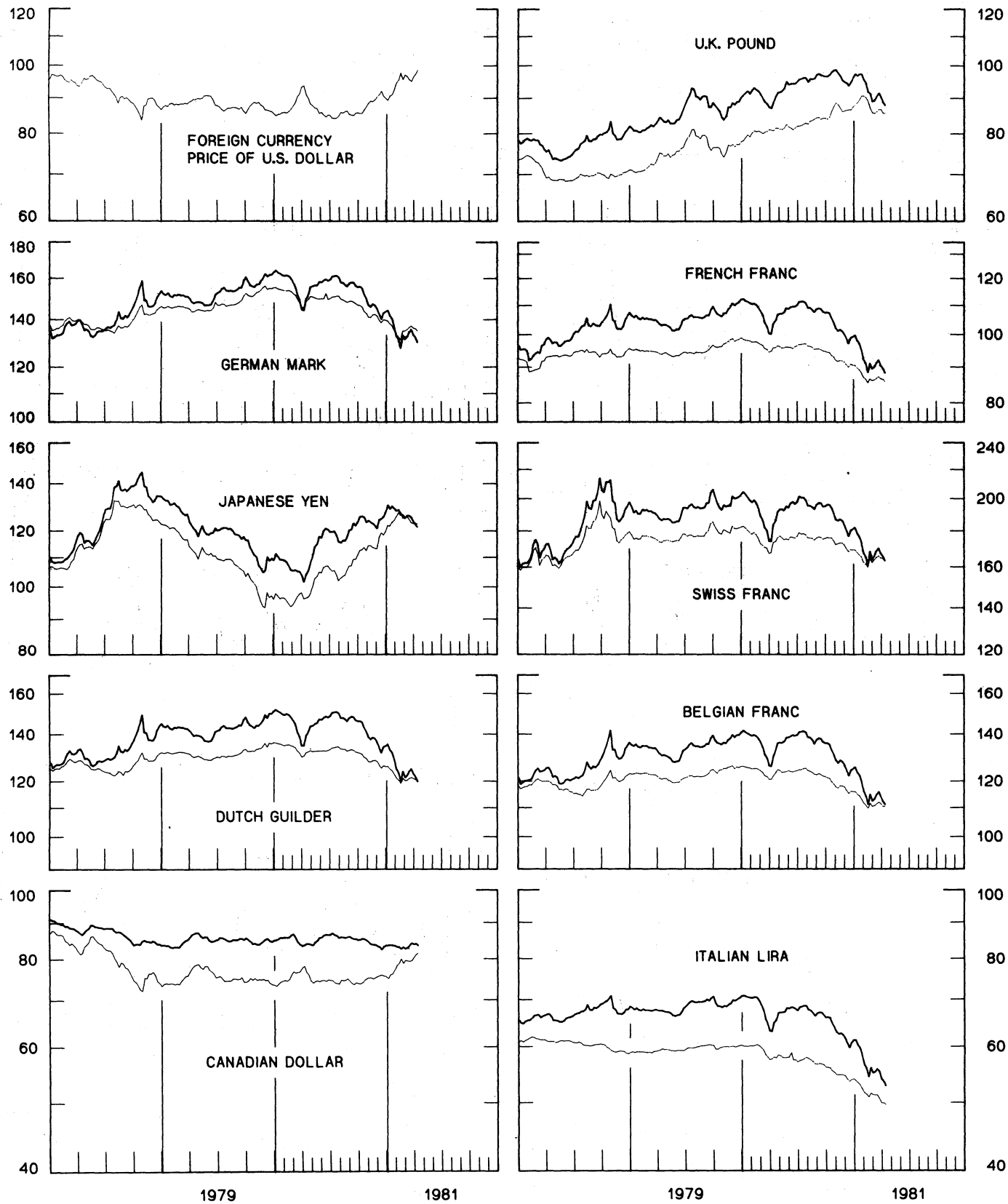


CHART 2
3-MONTH FORWARD EXCHANGE RATES

PREMIUM (+) OR (-)
 AVERAGES FOR WEEK ENDING WEDNESDAY

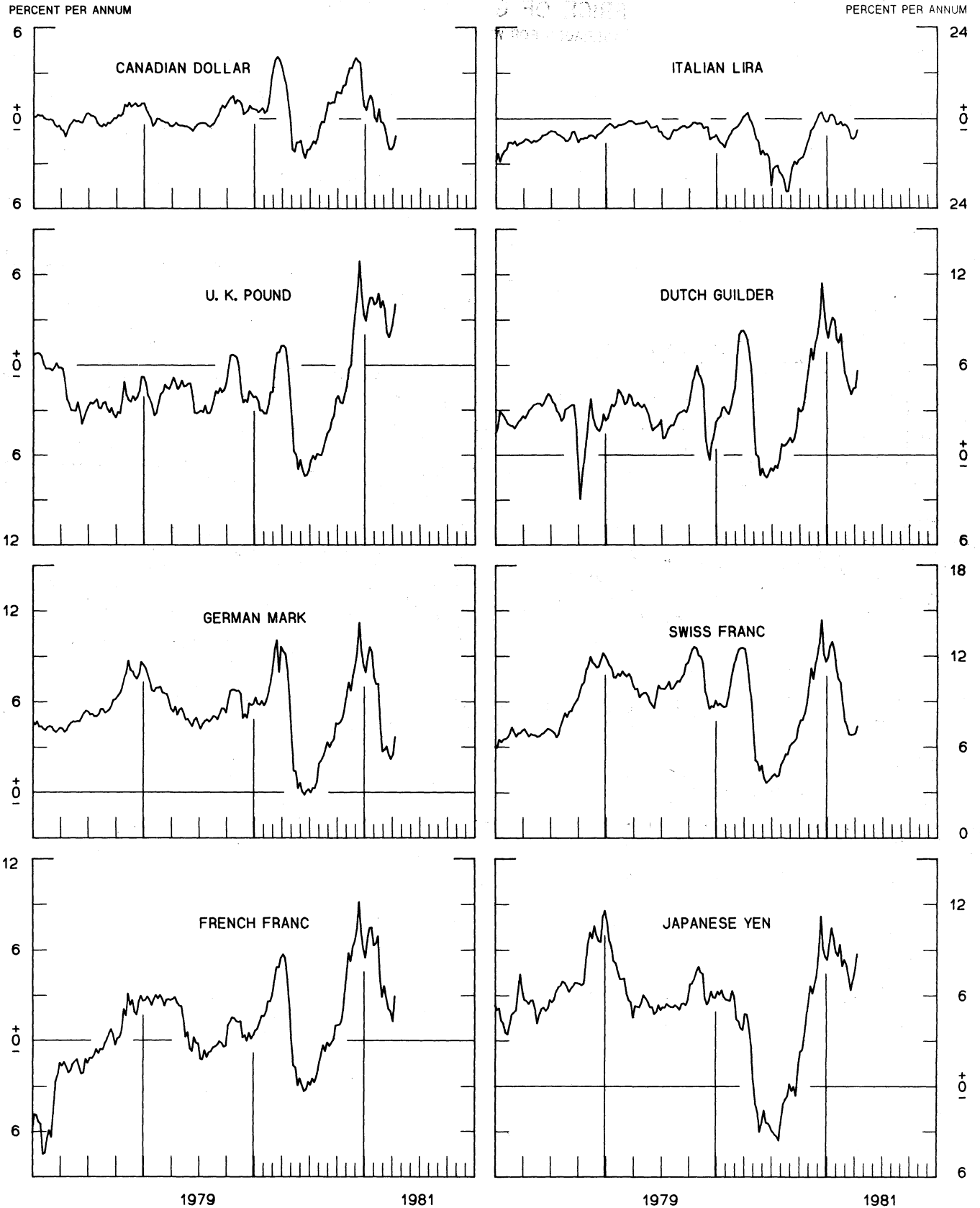


CHART 3
PRICE OF GOLD IN LONDON
AVERAGES FOR WEEK ENDING WEDNESDAY

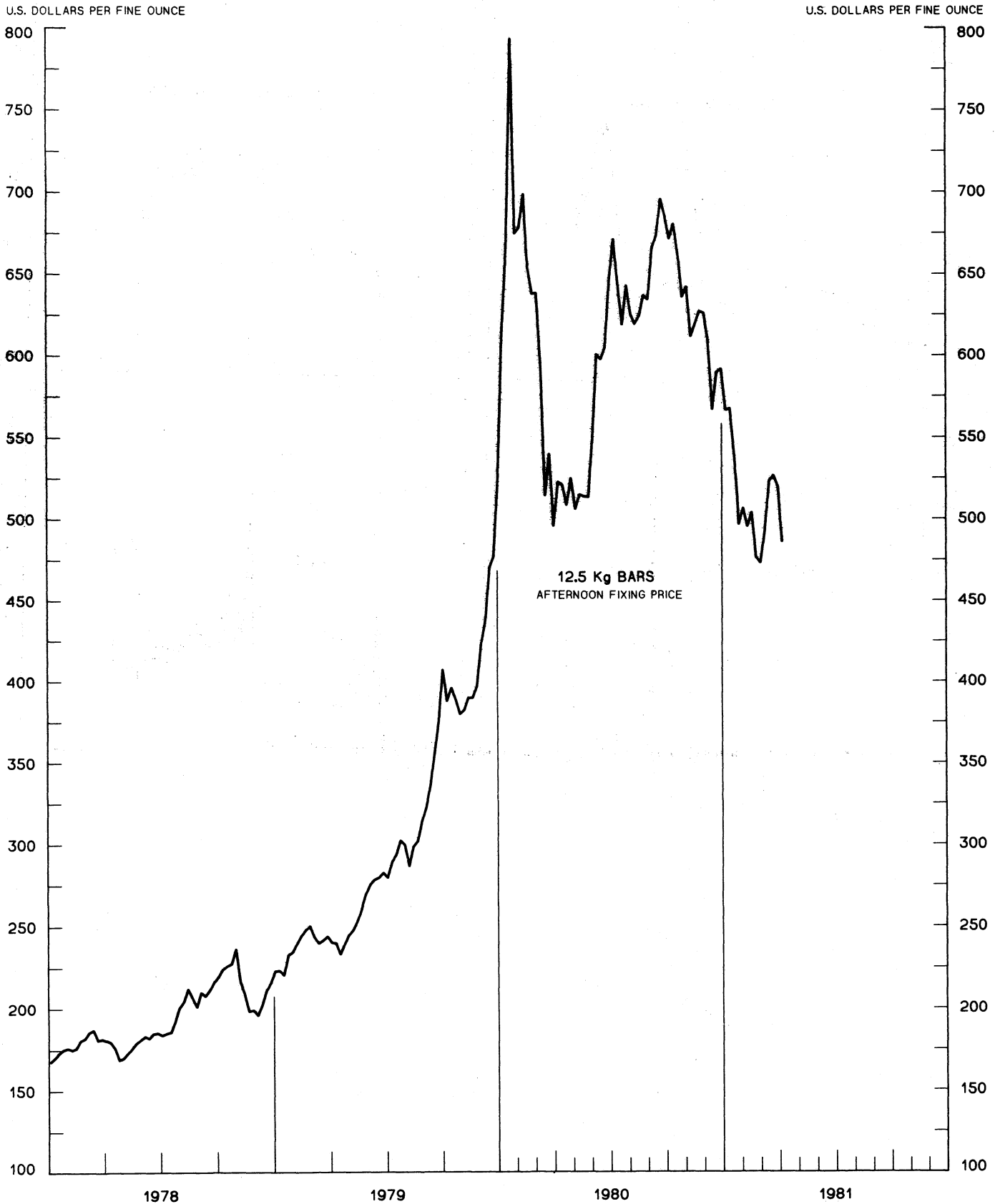


CHART 4
CALL MONEY RATES
 WEEKLY SERIES

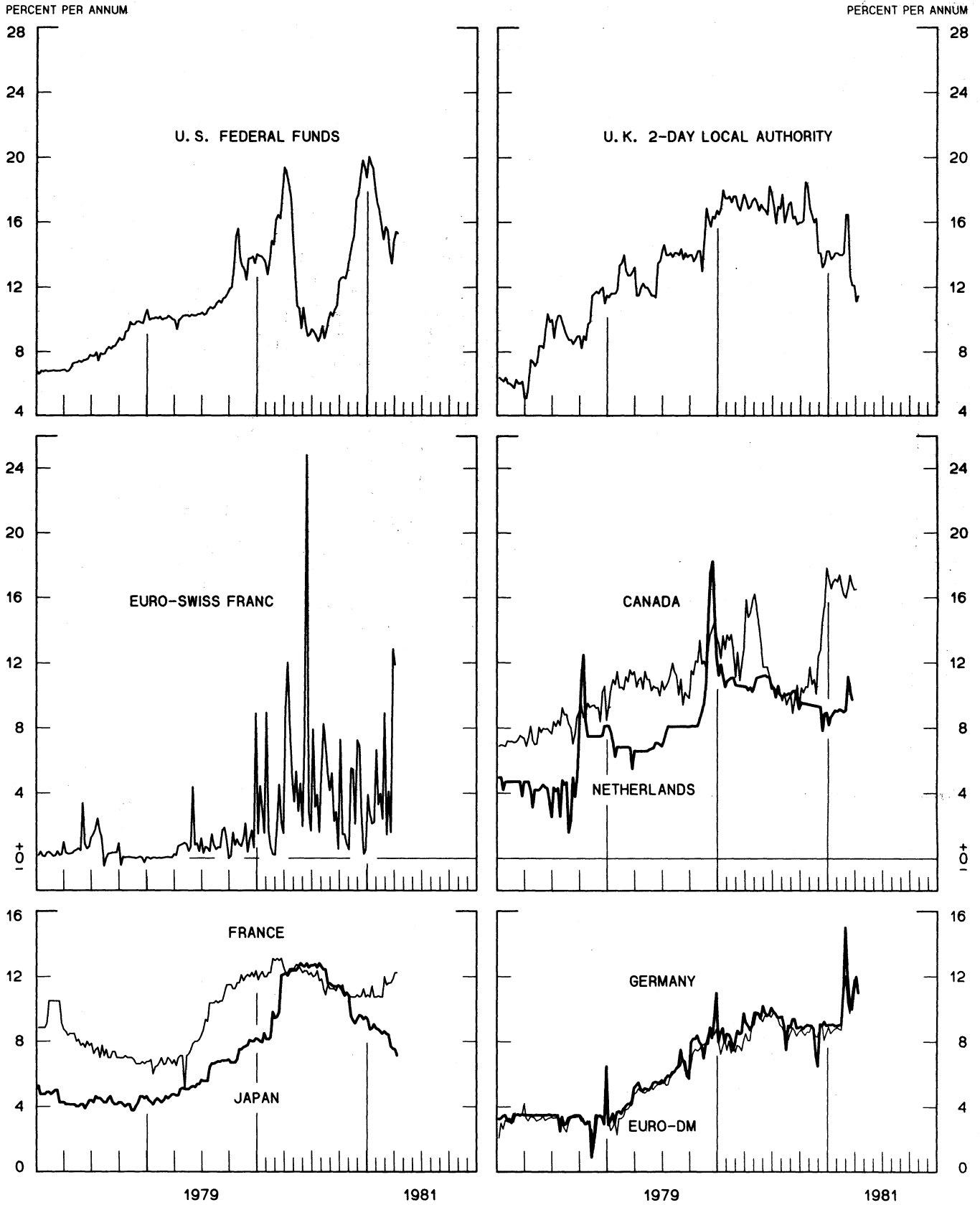


CHART 5
3-MONTH INTEREST RATES
 WEEKLY SERIES

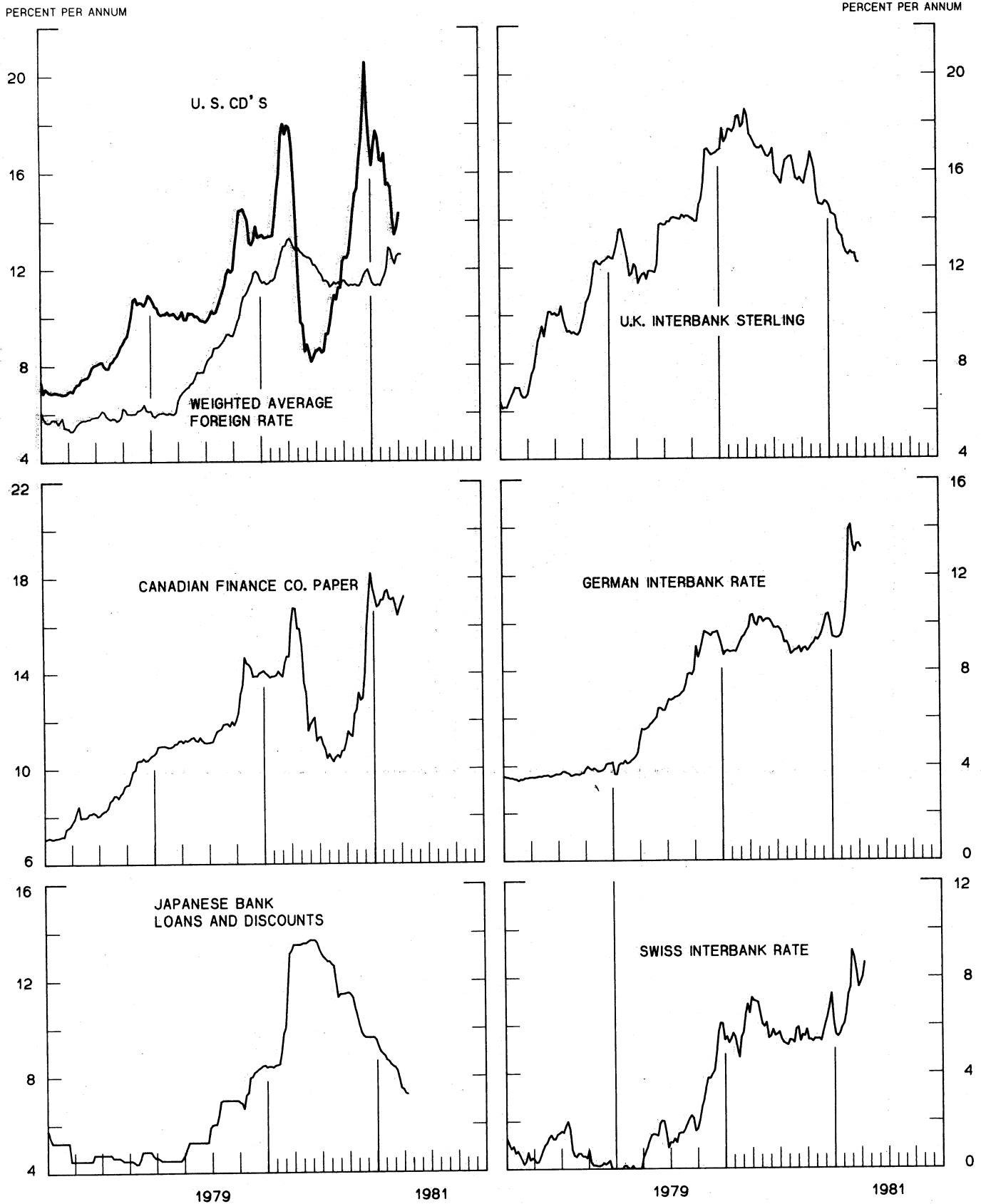


CHART 6
EURO-DOLLAR DEPOSIT RATES LONDON
 AVERAGES FOR WEEK ENDING WEDNESDAY

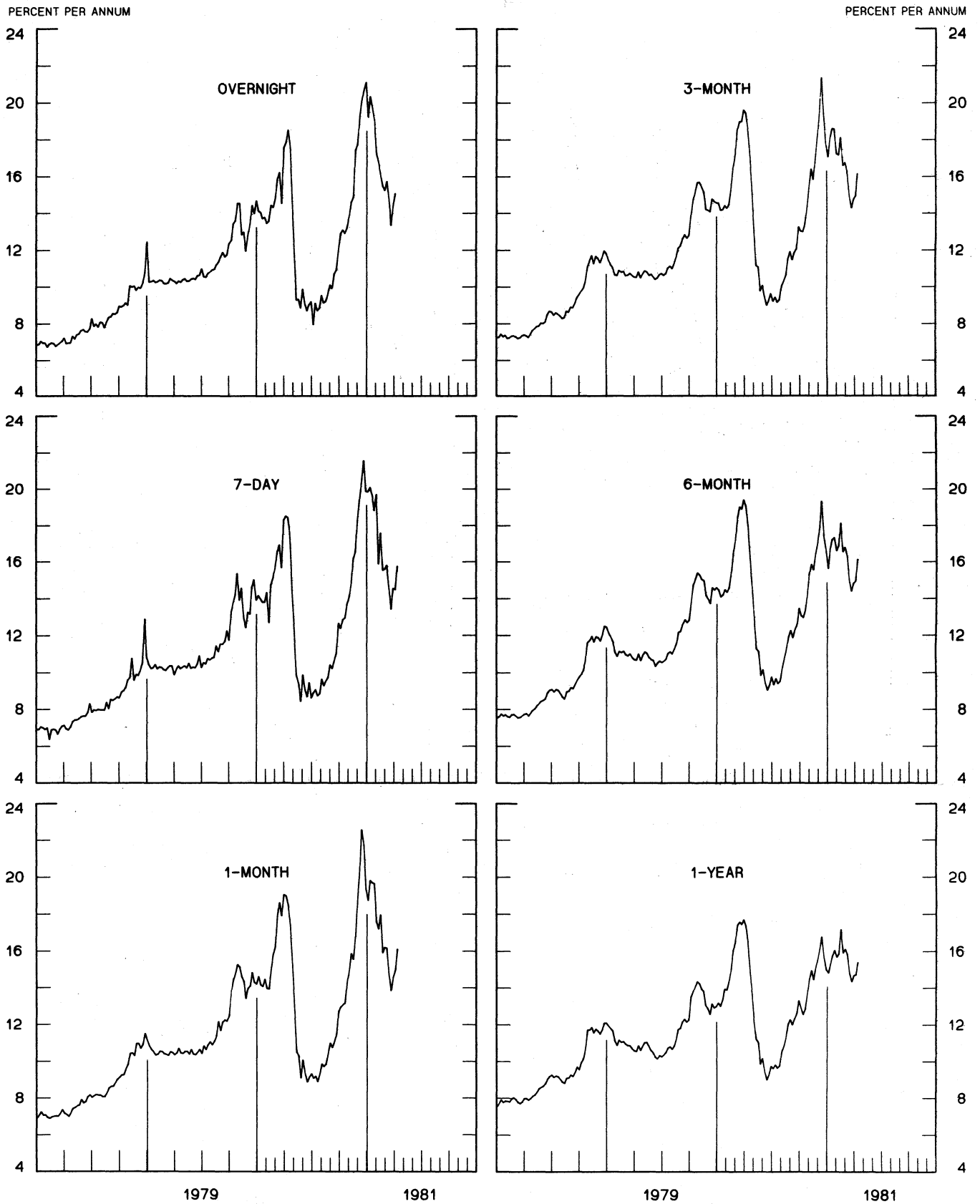
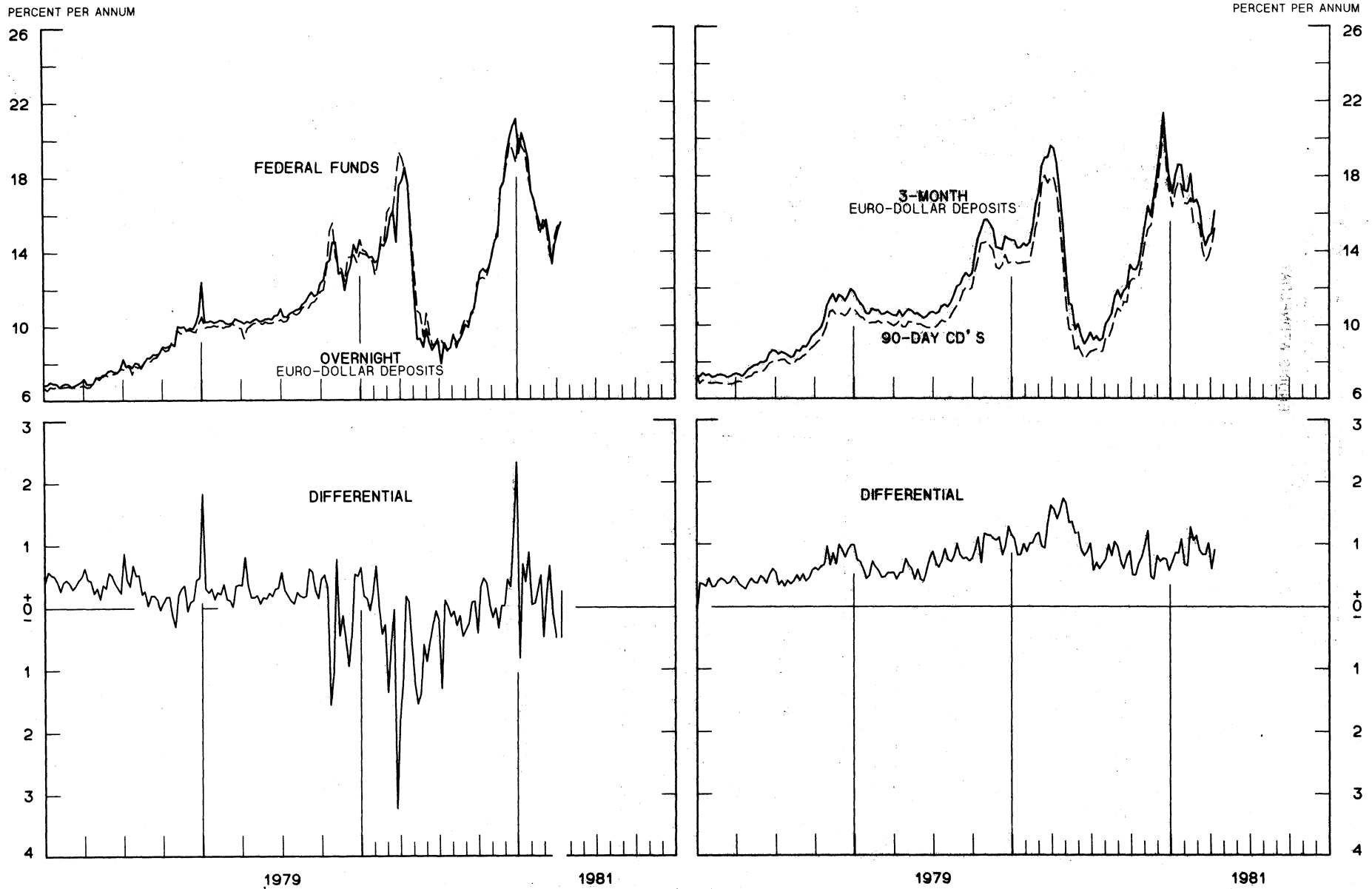


CHART 7
SELECTED EURO-DOLLAR AND U. S. MONEY MARKET RATES

DIFFERENTIAL: PLUS(+), FAVORS BORROWING IN U. S.
 AVERAGES FOR WEEK ENDING WEDNESDAY

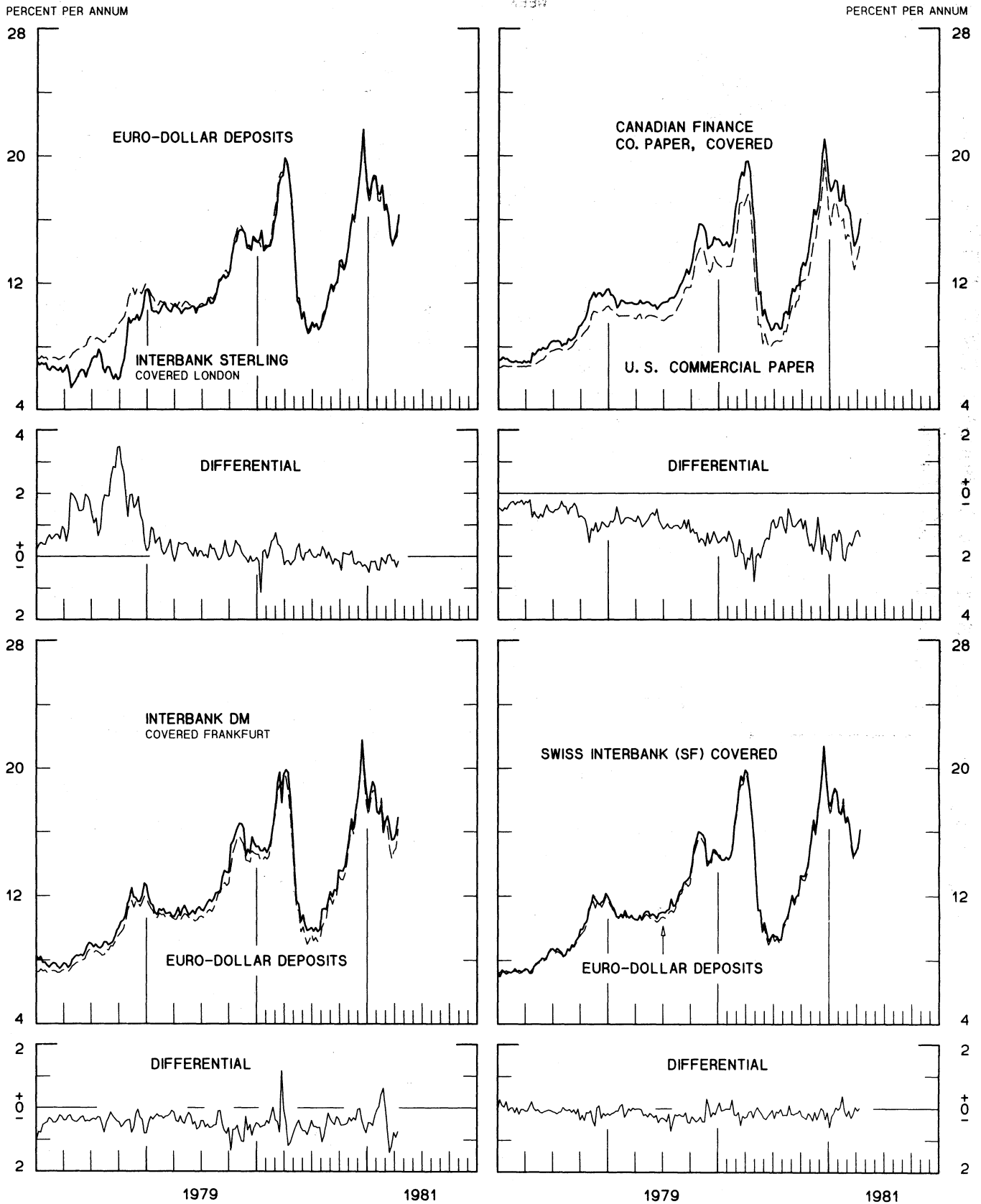


1 PERCENT ON DIFFERENTIAL SCALE = 2 PERCENT ON RATE SCALE

CHART 8

INTEREST ARBITRAGE: 3-MONTH FUNDS

DIFFERENTIAL: PLUS(+), INDICATES FAVOR DOLLAR ASSETS
AVERAGES FOR WEEK ENDING WEDNESDAY



1 PERCENT ON DIFFERENTIAL SCALE = 2 PERCENT ON RATE SCALE

CHART 9
LONG-TERM GOVERNMENT BOND YIELDS
 WEEKLY SERIES

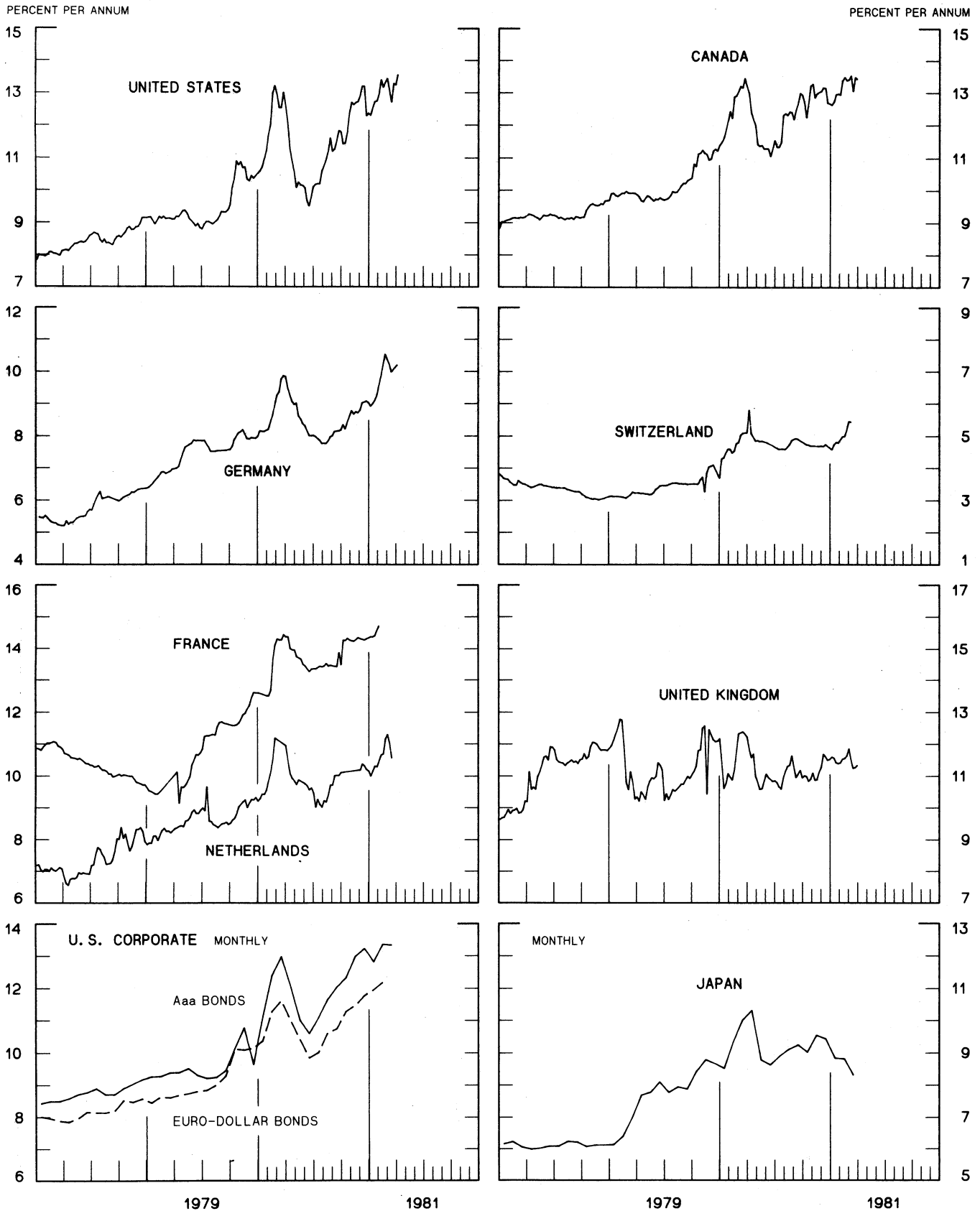
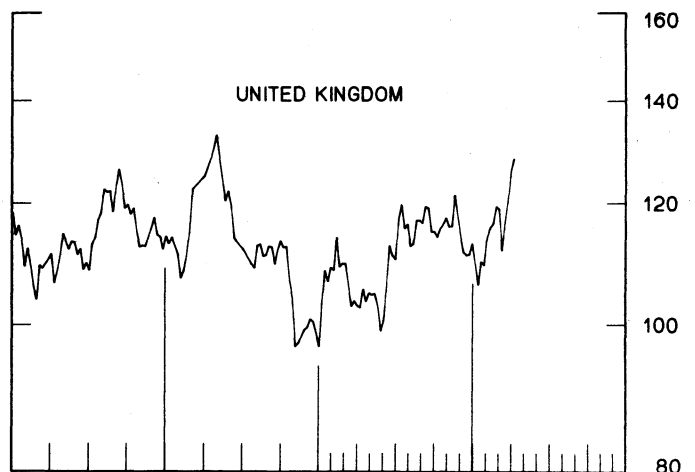
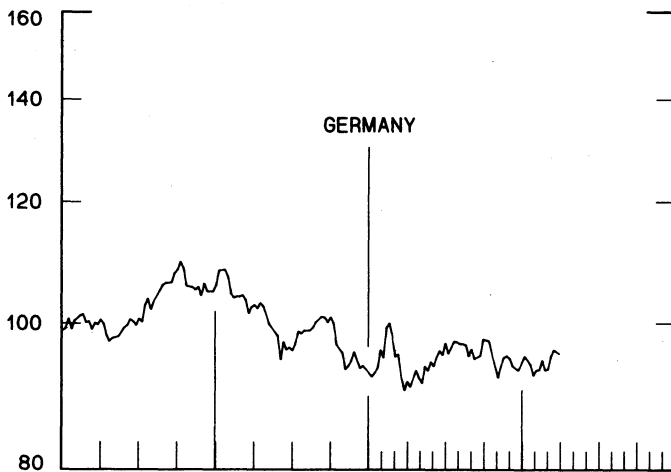
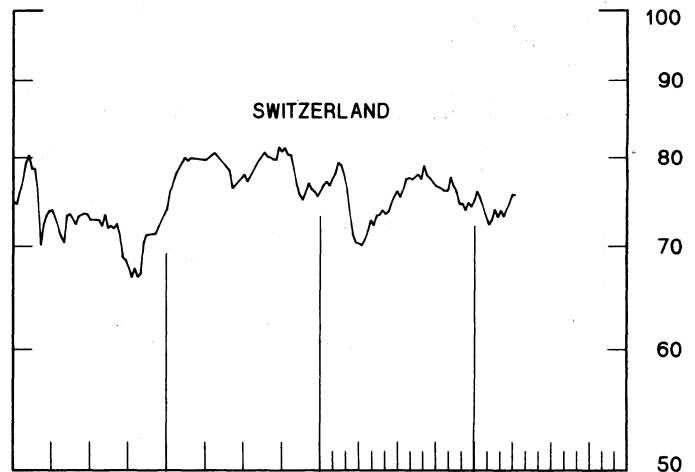
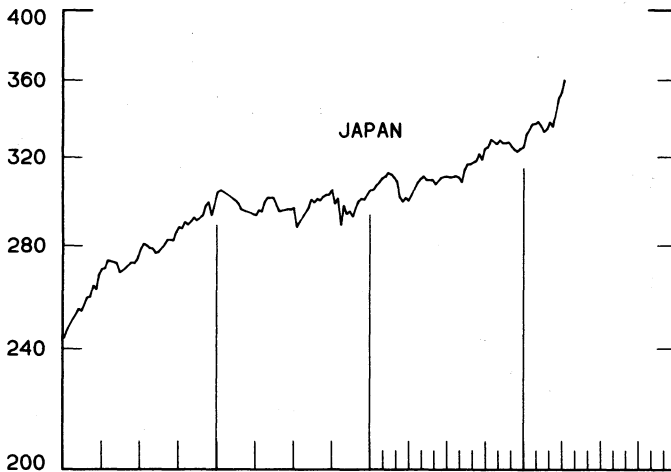
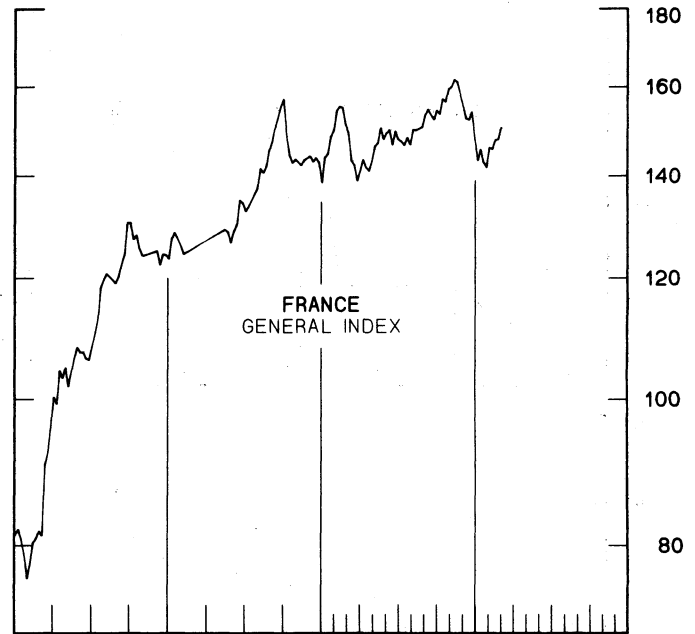
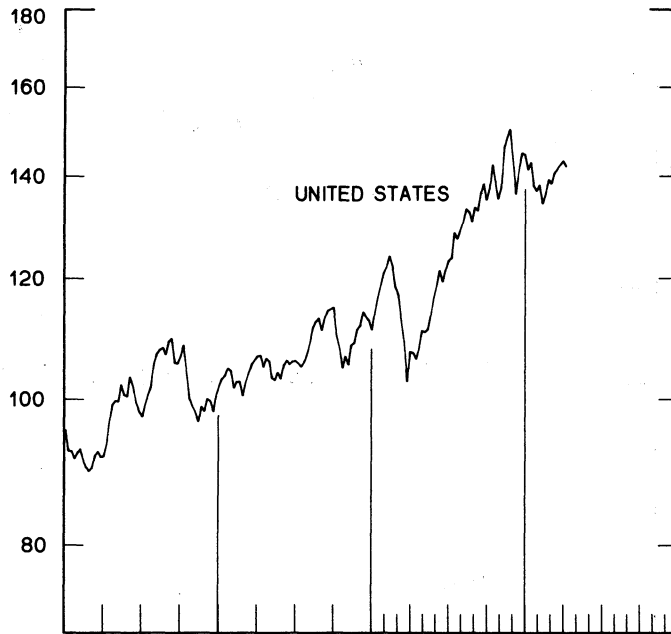


CHART 10
INDUSTRIAL STOCK INDICES
 WEEKLY SERIES

RATIO SCALE
 1969=100

RATIO SCALE
 1969=100



1979

1981

1979

1981

SERIES NAME

LAST VALUE PLOTTED
DATE VALUE

CHART 1. SPOT EXCHANGE RATES AND INDICES

WEEKLY AVERAGES, NOON BUYING RATES (U.S. CENTS)

GERMAN MARK	APRIL 15	46.24
JAPANESE YEN	APRIL 15	0.46407
DUTCH GUILDER	APRIL 15	41.73
U.K. POUND	APRIL 15	217.34
CANADIAN DOLLAR	APRIL 15	84.00
FRENCH FRANC	APRIL 15	19.58
SWISS FRANC	APRIL 15	50.72
BELGIAN FRANC	APRIL 15	2.82225
ITALIAN LIRA	APRIL 15	0.09292

INDICES, MARCH 1973 BASE RATES = 100

GERMAN MARK	APRIL 15	130.08
JAPANESE YEN	APRIL 15	121.51
DUTCH GUILDER	APRIL 15	119.81
U.K. POUND	APRIL 15	87.90
CANADIAN DOLLAR	APRIL 15	83.72
FRENCH FRANC	APRIL 15	88.25
SWISS FRANC	APRIL 15	163.18
BELGIAN FRANC	APRIL 15	111.21
ITALIAN LIRA	APRIL 15	52.79

WEIGHTED AVERAGE EXCHANGE VALUE INDICES, MAR 1973 = 100
(G-10 COUNTRIES PLUS SWITZERLAND)

U.S. DOLLAR	APRIL 15	98.77
GERMAN MARK	APRIL 15	135.38
JAPANESE YEN	APRIL 15	123.03
DUTCH GUILDER	APRIL 15	120.08
U.K. POUND	APRIL 15	85.81
CANADIAN DOLLAR	APRIL 15	81.71
FRENCH FRANC	APRIL 15	86.06
SWISS FRANC	APRIL 15	163.85
BELGIAN FRANC	APRIL 15	110.70
ITALIAN LIRA	APRIL 15	49.75
SWEDISH KRONA	APRIL 15	93.35

CHART 2. 3-MONTH FORWARD EXCHANGE RATES, PREMIUM OR DISCOUNT

CANADIAN DOLLAR	APRIL 15	-1.15
U.K. POUND	APRIL 15	4.02
GERMAN MARK	APRIL 15	3.63
FRENCH FRANC	APRIL 15	2.92
SWISS FRANC	APRIL 15	7.38
DUTCH GUILDER	APRIL 15	5.63
JAPANESE YEN	APRIL 15	8.75
ITALIAN LIRA	APRIL 15	-3.05

SERIES NAME	LAST VALUE PLOTTED	
	DATE	VALUE
CHART 3. GOLD PRICE IN LONDON, AFTERNOON FIXING		
U.S. DOLLARS PER FINE OUNCE	APRIL 15	485.90
CHART 4. CALL MONEY RATES		
U.S. FEDERAL FUNDS	APRIL 15	15.33
OVERNIGHT EURO-DOLLAR DEPOSITS	APRIL 15	15.59
U.K. 2-DAY LOCAL AUTHORITY DEPOSITS	APRIL 10	11.50
CANADA	APRIL 3	16.53
GERMANY	APRIL 10	11.00
EURO-DM	APRIL 3	11.59
JAPAN	APRIL 10	7.13
FRANCE	APRIL 10	12.25
NETHERLANDS	MARCH 20	9.75
EURO-SWISS FRANC	APRIL 3	11.88
CHART 5. 3-MONTH INTEREST RATES		
U.S. 90-DAY CD'S, SECONDARY MARKET	APRIL 15	15.24
GERMAN INTERBANK LOAN	APRIL 15	13.15
JAPANESE BANK LOANS & DISCOUNTS	APRIL 15	7.25
CANADIAN FINANCE PAPER	APRIL 15	17.24
INTERBANK STERLING	APRIL 15	12.18
SWISS INTERBANK LOAN	APRIL 15	8.60
WEIGHTED AVERAGE FOREIGN INTEREST RATE (G-10 COUNTRIES PLUS SWITZERLAND)	APRIL 15	12.63
CHART 6. EURO-DOLLAR DEPOSIT RATES: LONDON		
OVERNIGHT	APRIL 15	15.59
7-DAY	APRIL 15	15.75
1-MONTH	APRIL 15	16.10
3-MONTH	APRIL 15	16.16
6-MONTH	APRIL 15	16.14
1-YEAR	APRIL 15	15.41
CHART 7. SELECTED EURO-DOLLAR AND U.S. MONEY MARKET RATES		
OVERNIGHT EURO-DOLLAR DEPOSITS	APRIL 15	15.59
U.S. FEDERAL FUNDS	APRIL 15	15.33
DIFFERENTIAL ADJ. FOR RESERVE REQUIREMENTS	APRIL 15	0.26
3-MONTH EURO-DOLLAR DEPOSIT RATE	APRIL 15	16.16
U.S. 90-DAY CD'S, SECONDARY MARKET	APRIL 15	15.24
DIFFERENTIAL	APRIL 15	0.92

LAST VALUE PLOTTED
DATE VALUE

SERIES NAME

CHART 8. INTEREST ARBITRAGE, 3-MONTH FUNDS

EURO-DOLLAR DEPOSIT	APRIL 15	16.16
INTERBANK STERLING (LONDON), COVERED	APRIL 15	16.31
DIFFERENTIAL	APRIL 15	-0.15
U.S. COMMERCIAL PAPER	APRIL 15	14.66
CANADIAN FINANCE PAPER, COVERED	APRIL 15	16.04
DIFFERENTIAL	APRIL 15	-1.38
EURO-DOLLAR DEPOSIT	APRIL 15	16.16
INTERBANK DM (FRANKFURT), COVERED	APRIL 15	16.90
DIFFERENTIAL	APRIL 15	-0.74
EURO-DOLLAR DEPOSIT	APRIL 15	16.16
SWISS INTERBANK, COVERED	APRIL 15	16.14
DIFFERENTIAL	APRIL 15	0.02

CHART 9. LONG TERM GOVERNMENT BOND YIELDS

UNITED STATES	APRIL 10	13.56
GERMANY	APRIL 10	10.20
JAPAN (MONTHLY)	MARCH	8.29
SWITZERLAND	MARCH 13	5.43
CANADA	APRIL 3	13.42
FRANCE	FEB. 6	14.71
NETHERLANDS	MARCH 20	10.55
UNITED KINGDOM	APRIL 3	11.32

U.S. CORPORATE

AAA BONDS	MARCH	13.33
EURO-DM BONDS	DEC.	6.63
EURO-DOLLAR BONDS	FEB.	12.17

CHART 10. INDUSTRIAL STOCK INDICES

UNITED STATES	APRIL 10	142.14
JAPAN	APRIL 10	360.36
FRANCE	MARCH 6	150.80
UNITED KINGDOM	APRIL 10	128.49
SWITZERLAND	APRIL 10	75.59
GERMANY	APRIL 3	95.52

FEDERAL RESERVE statistical release



H. 10 (512)

FOREIGN EXCHANGE RATES

APRIL 21, 1981

FOR THE WEEK ENDING APRIL 17, 1981

The Board of Governors of the Federal Reserve System is advised that the Federal Reserve Bank of New York has certified for customs purposes the following noon buying rate in New York City for cable transfers payable in foreign currencies:

COUNTRY	MONETARY UNIT	(RATE U.S. CENTS)				
		APR. 13	APR. 14	APR. 15	APR. 16	APR. 17
AUSTRALIA	DOLLAR	115.1100	115.2300	114.9000	114.8500	114.9000
AUSTRIA	SCHILLING	6.51466	6.52316	6.50618	6.46831	6.45161
BELGIUM	FRANC	2.81215	2.81849	2.79877	2.79096	2.78552
CANADA	DOLLAR	83.8927	83.9137	83.5422	83.6890	83.5911
DENMARK	KRONE	14.6628	14.6778	14.5560	14.5243	14.5349
FINLAND	MARKKA	24.0674	24.0906	24.0182	23.9952	23.9808
FRANCE	FRANC	19.5198	19.5580	19.4175	19.3911	19.3330
GERMANY	D. MARK	46.0405	46.1787	45.8926	45.7143	45.6621
INDIA	RUPEE	12.0190	12.0190	12.0050	12.0190	12.0190
IRELAND	POUND	168.0000	165.7000	167.4000	166.5000	166.4000
ITALY	LIRA	0.09259	0.09268	0.09234	0.09200	0.09183
JAPAN	YEN	0.46243	0.46464	0.46147	0.46125	0.45977
MALAYSIA	DOLLAR	43.1406	43.1593	42.9923	42.9830	42.8266
MEXICO	PESO	4.1929	4.1859	4.1771	4.1771	4.1771
NETHERLANDS	GUILDER	41.5973	41.6667	41.3736	41.2201	41.1946
NEW ZEALAND	DOLLAR	90.1000	90.3000	89.8500	89.7400	89.9000
NORWAY	KRONE	18.1917	18.2949	18.1983	18.2382	18.1159
PORTUGAL	ESCUDO	1.7123	1.7197	1.7123	1.7036	1.7021
SOUTH AFRICA	RAND	123.2000	123.4500	123.1000	122.5000	122.5000
SPAIN	PESETA	1.1330	1.1371	1.1351	1.1287	1.1280
SRI LANKA	RUPEE	5.3192	5.3192	5.3192	5.3192	5.3192
SWEDEN	KRONA	21.2675	21.2902	21.2134	21.1416	21.1193
SWITZERLAND	FRANC	50.4923	50.6586	50.2892	50.1505	50.0375
UNITED KINGDOM	POUND	216.3000	217.5800	215.3000	215.4000	215.4000