


(516/517)

7/1/83



# Selected Interest & Exchange Rates

## Weekly Series of Charts

**April 13, 1981**

**Prepared by the  
FINANCIAL MARKETS  
SECTION**

**DIVISION OF  
INTERNATIONAL FINANCE**

**BOARD OF GOVERNORS  
FEDERAL RESERVE SYSTEM  
Washington, D.C. 20551**

---

# Table of Contents

## **TABLES**

1. LATEST FIGURES PLOTTED
2. DAILY CERTIFIED SPOT EXCHANGE RATES--  
H.10 RELEASE

## **CHARTS**

1. SPOT EXCHANGE RATE INDICES
2. 3-MONTH FORWARD EXCHANGE RATES
3. GOLD PRICE--LONDON
4. CALL MONEY RATES
5. 3-MONTH INTEREST RATES
6. EURO-DOLLAR DEPOSIT RATES
7. SELECTED EURO-DOLLAR AND  
U.S. MONEY MARKET RATES
8. INTEREST ARBITRAGE: 3-MONTH FUNDS
9. LONG-TERM GOVERNMENT BOND YIELDS
10. INDUSTRIAL STOCK INDICES

## **SUBSCRIPTION RATES:**

Weekly \$15.00 per year or \$.40 each in the United States, its possessions, Canada, and Mexico; 10 or more of the same issue to one address, \$13.50 per year or \$.35 each. Elsewhere, \$20.00 per year or \$.50 each. Address requests to Publications Services, Division of Administrative Services, and make payment remittance payable to the order of the Board of Governors of the Federal Reserve System in a form collectible at par in U.S. Currency.

# SPOT EXCHANGE INDICES

DOLLAR PRICES OF FOREIGN CURRENCIES AND WEIGHTED AVERAGE VALUES (THIN LINE)  
AVERAGES FOR WEEK ENDING WEDNESDAY

RATIO SCALE  
MARCH 1973=100

RATIO SCALE  
MARCH 1973=100

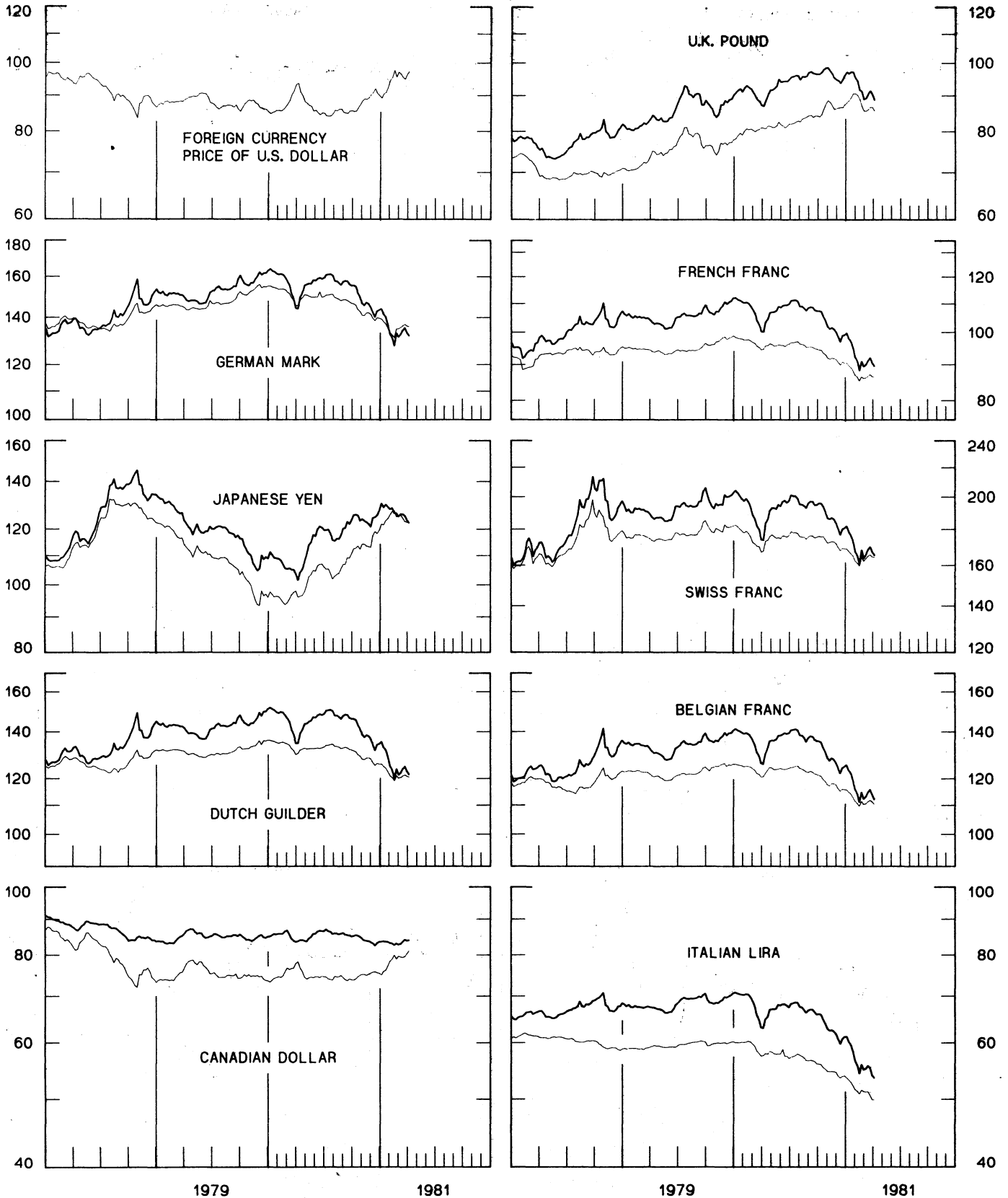


CHART 2  
**3-MONTH FORWARD EXCHANGE RATES**

PREMIUM (+) OR (-)  
 AVERAGES FOR WEEK ENDING WEDNESDAY

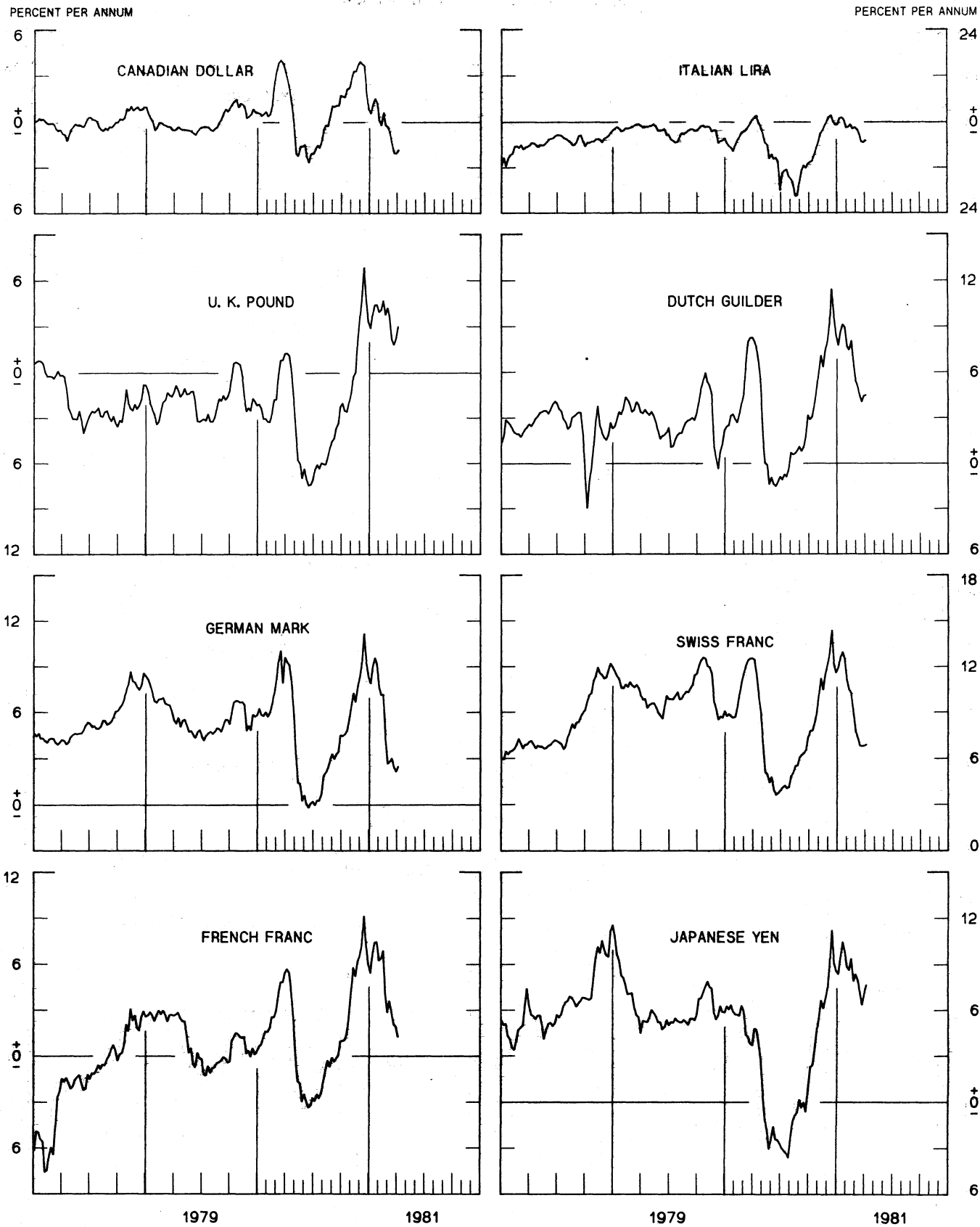


CHART 3  
PRICE OF GOLD IN LONDON  
AVERAGES FOR WEEK ENDING WEDNESDAY

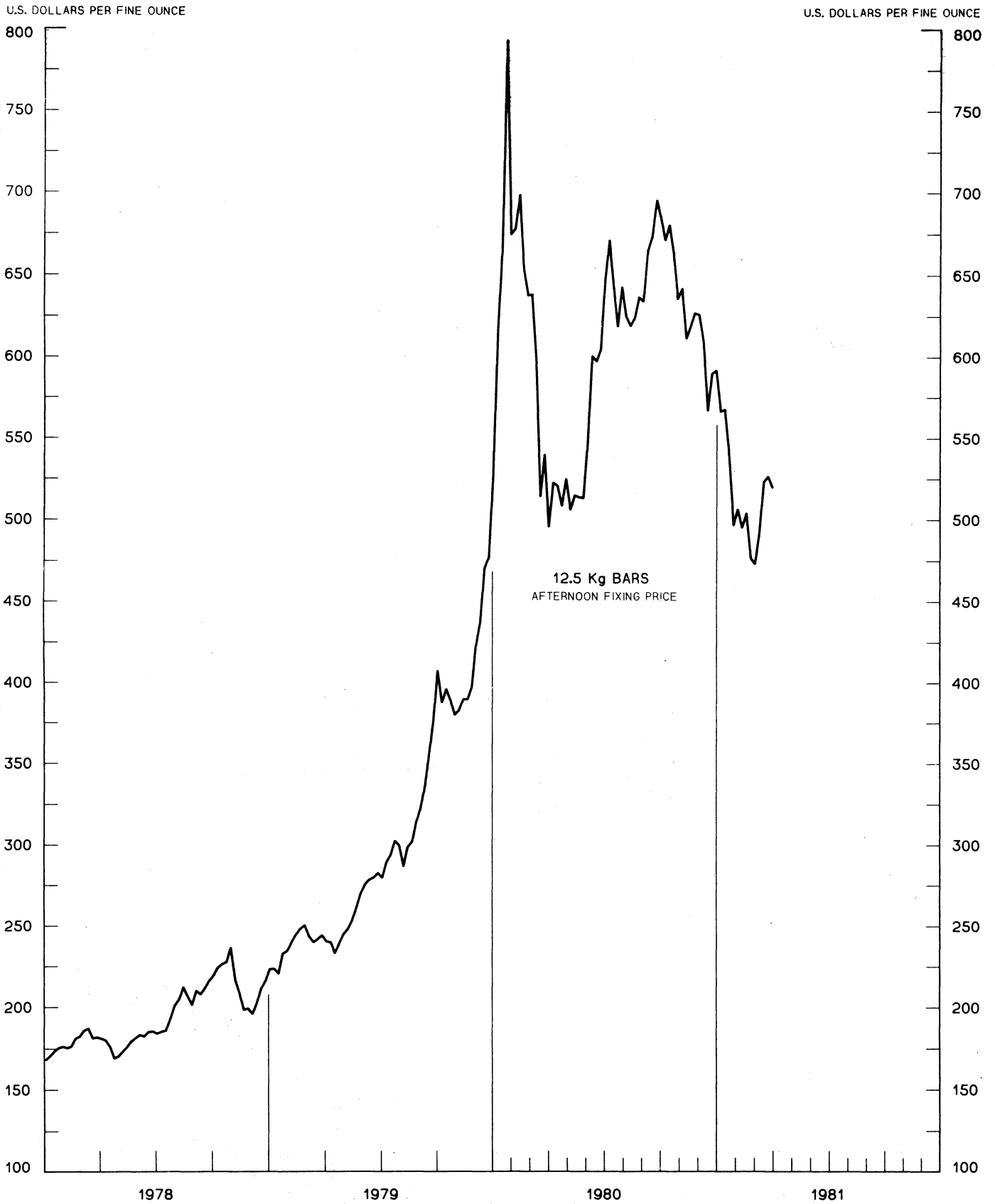
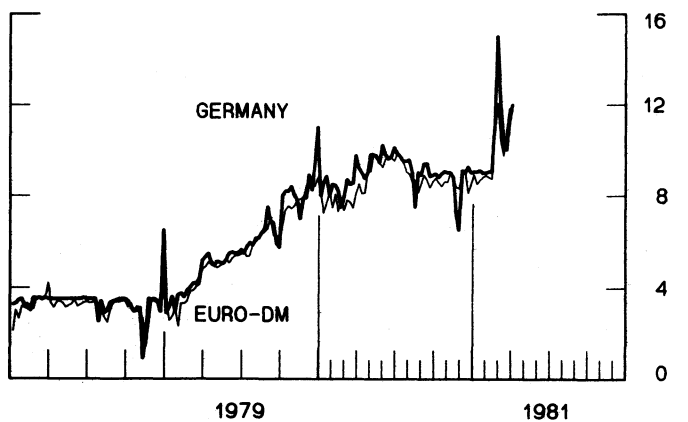
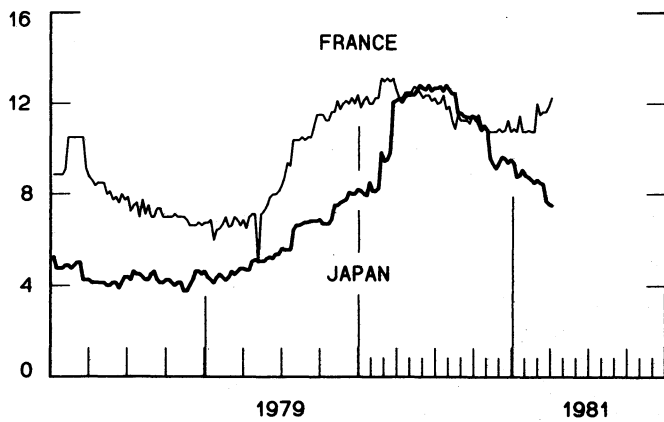
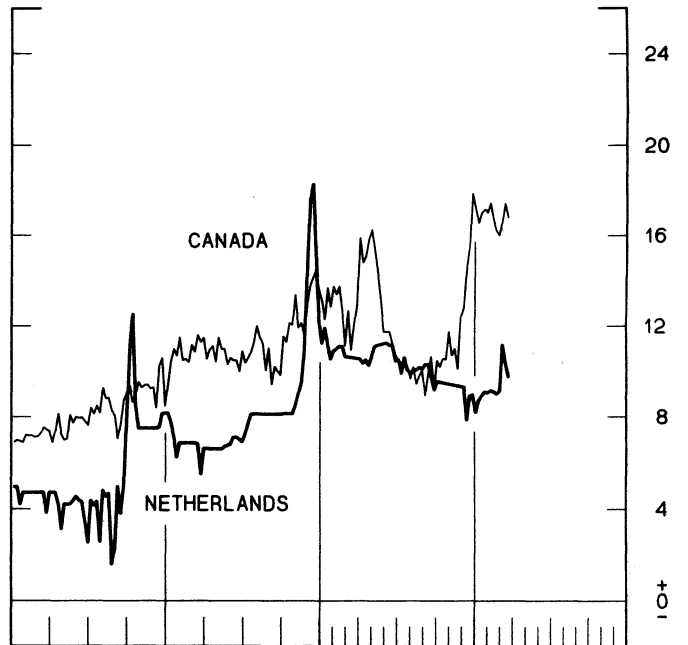
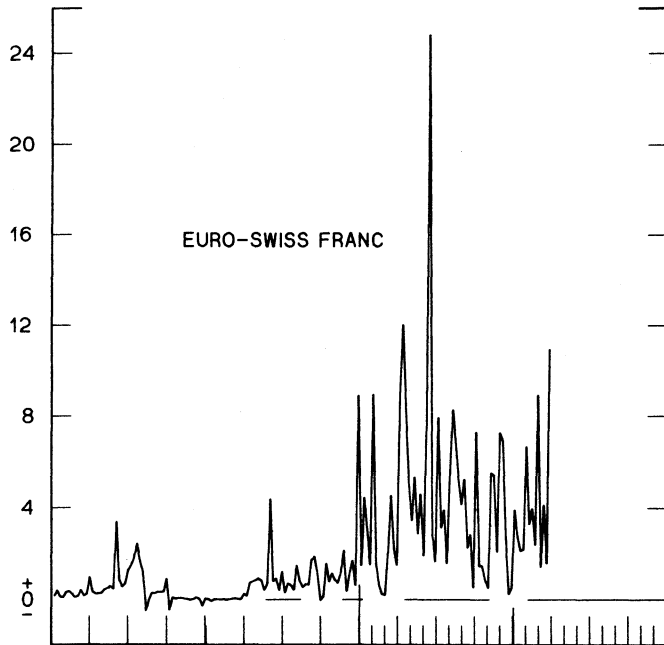
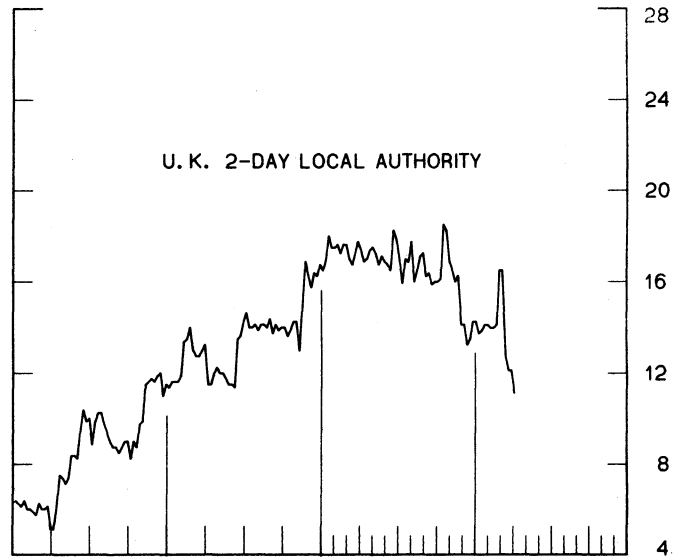
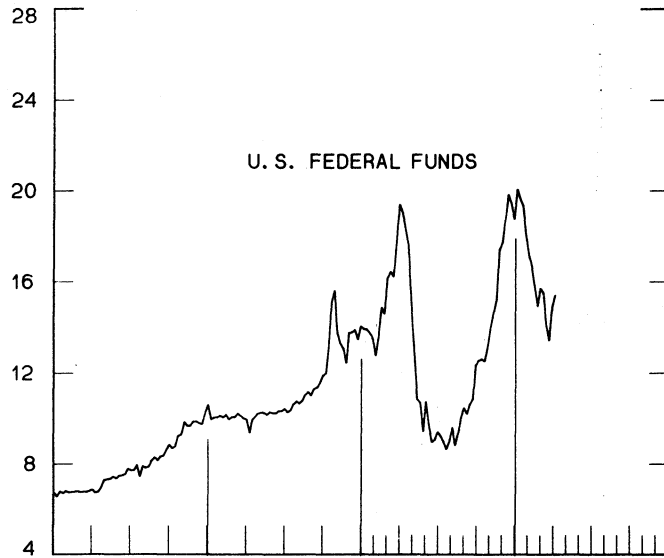


CHART 4  
**CALL MONEY RATES**  
 WEEKLY SERIES

PERCENT PER ANNUM

PERCENT PER ANNUM



1979

1981

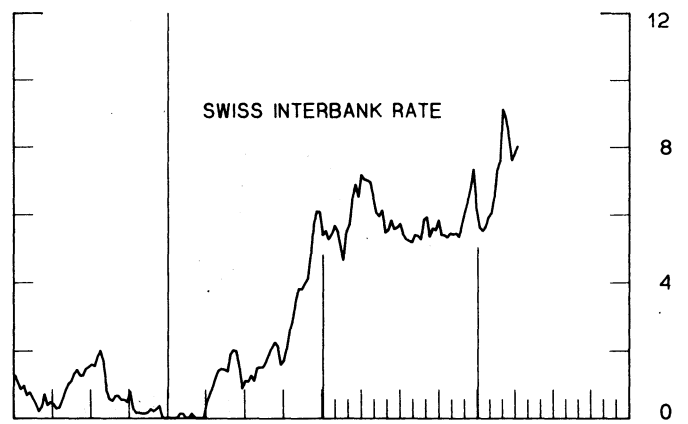
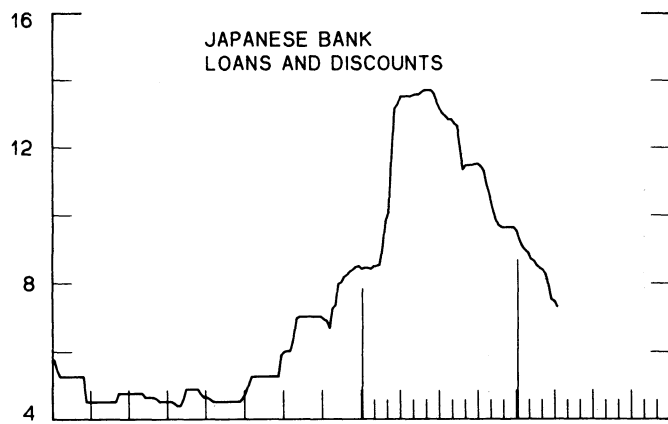
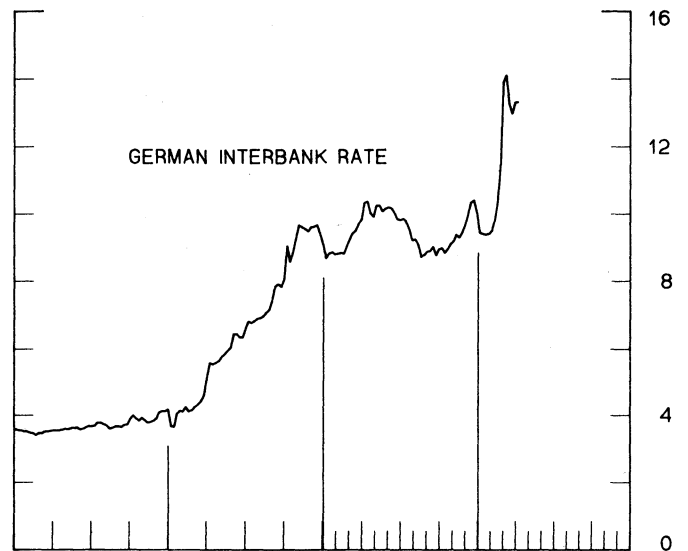
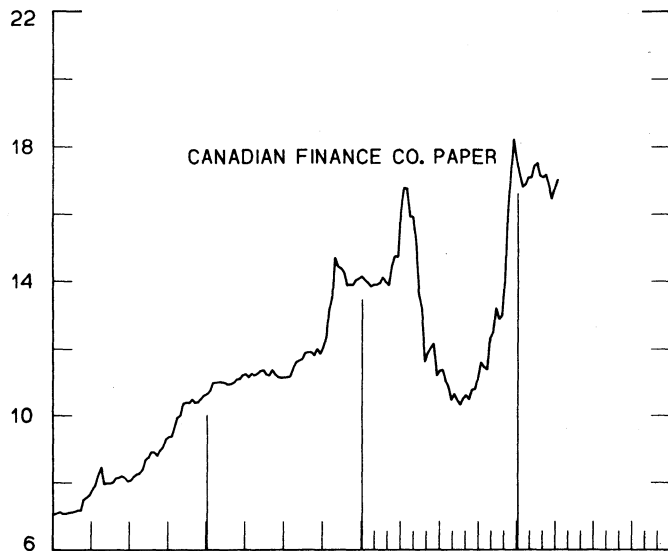
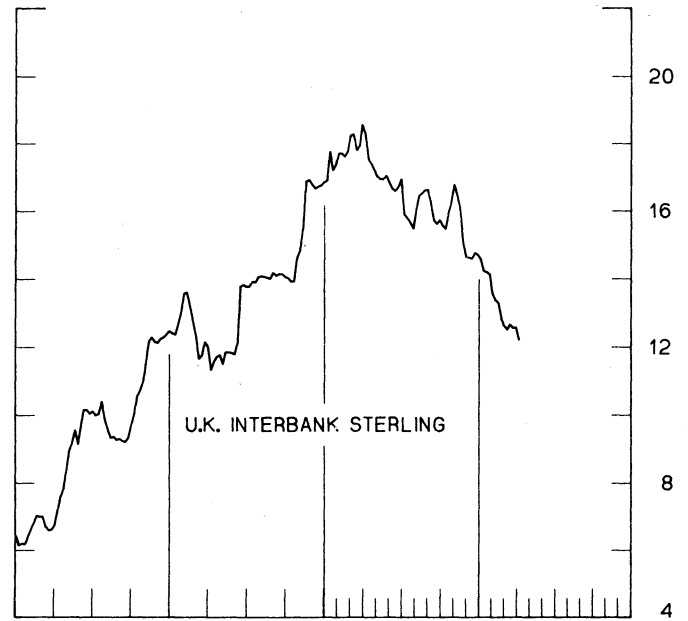
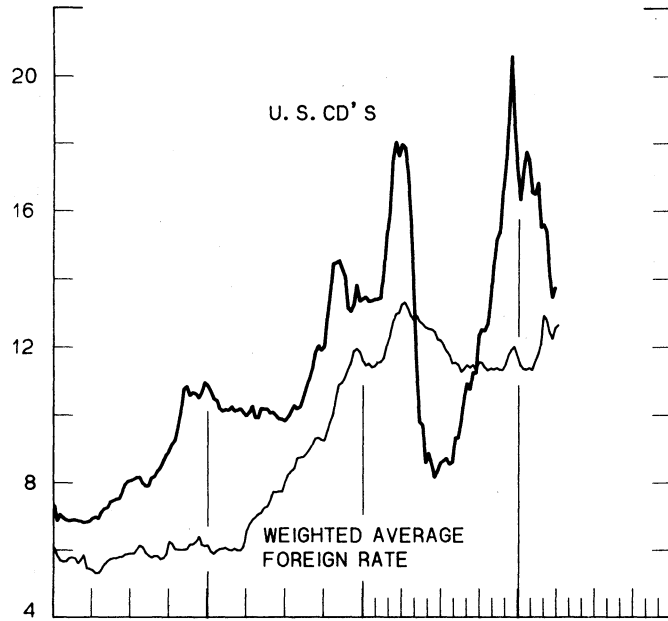
1979

1981

CHART 5  
**3-MONTH INTEREST RATES**  
 WEEKLY SERIES

PERCENT PER ANNUM

PERCENT PER ANNUM



1979

1981

1979

1981

CHART 6  
**EURO-DOLLAR DEPOSIT RATES LONDON**  
 AVERAGES FOR WEEK ENDING WEDNESDAY

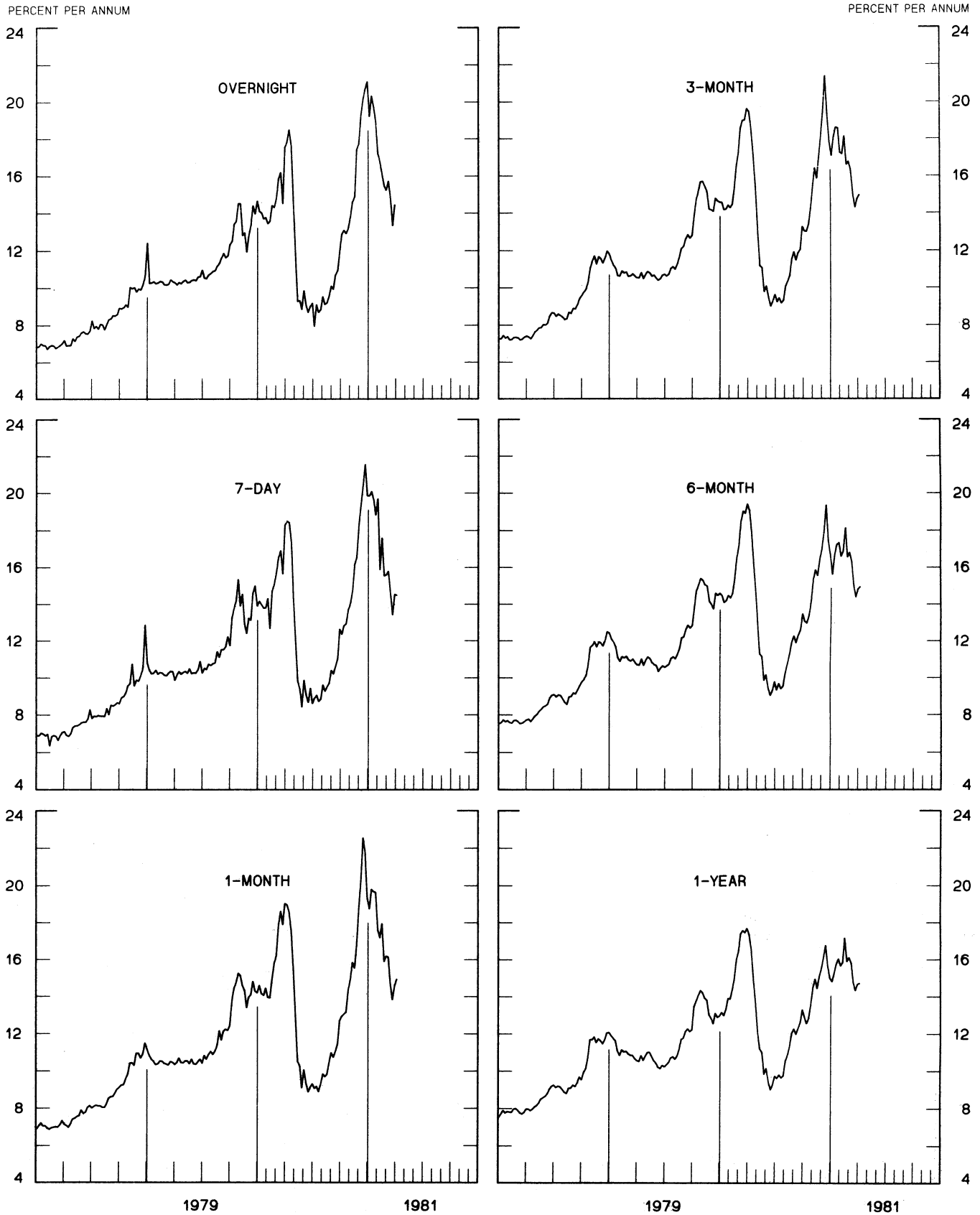
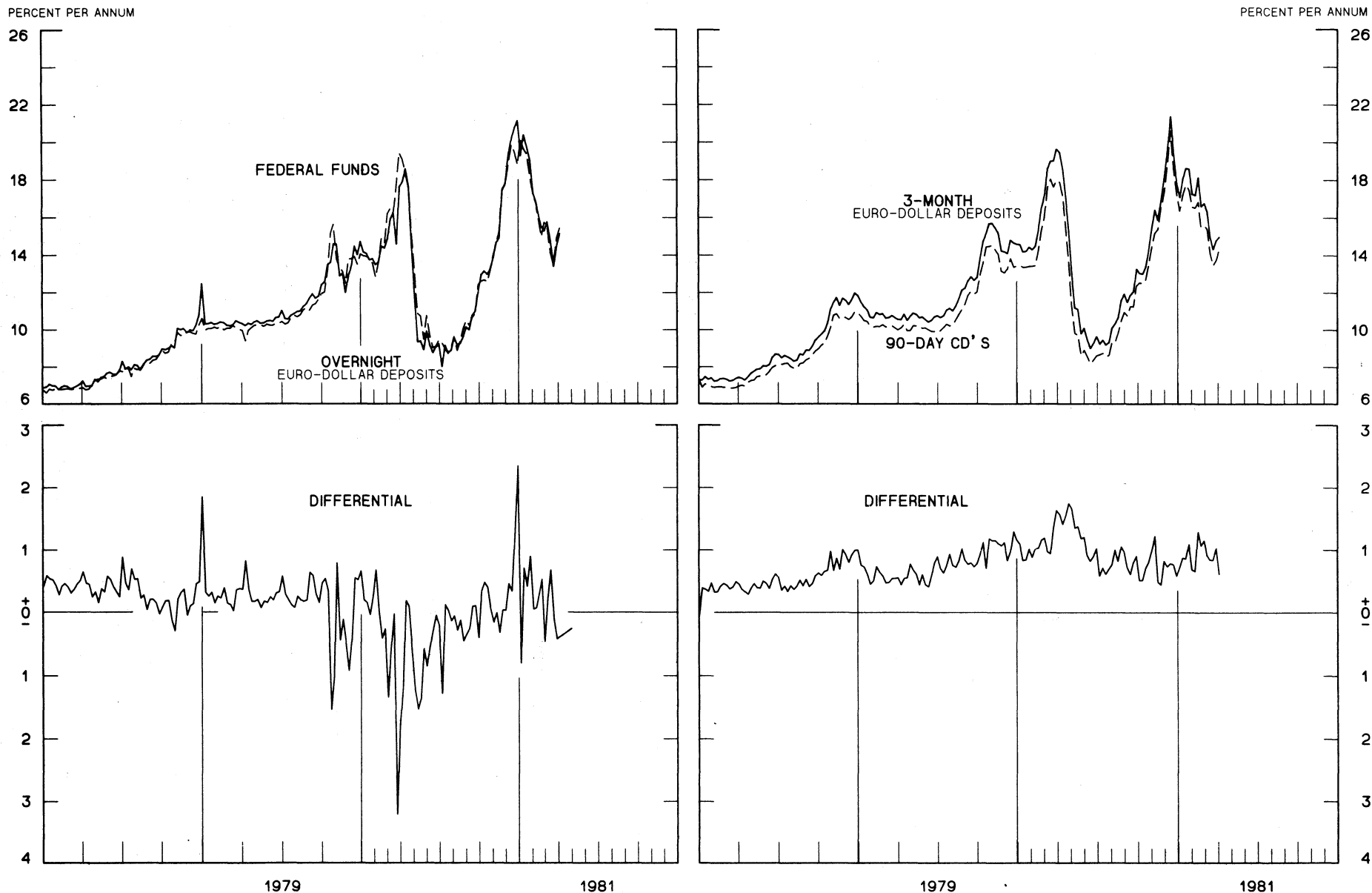




CHART 7

# SELECTED EURO-DOLLAR AND U. S. MONEY MARKET RATES

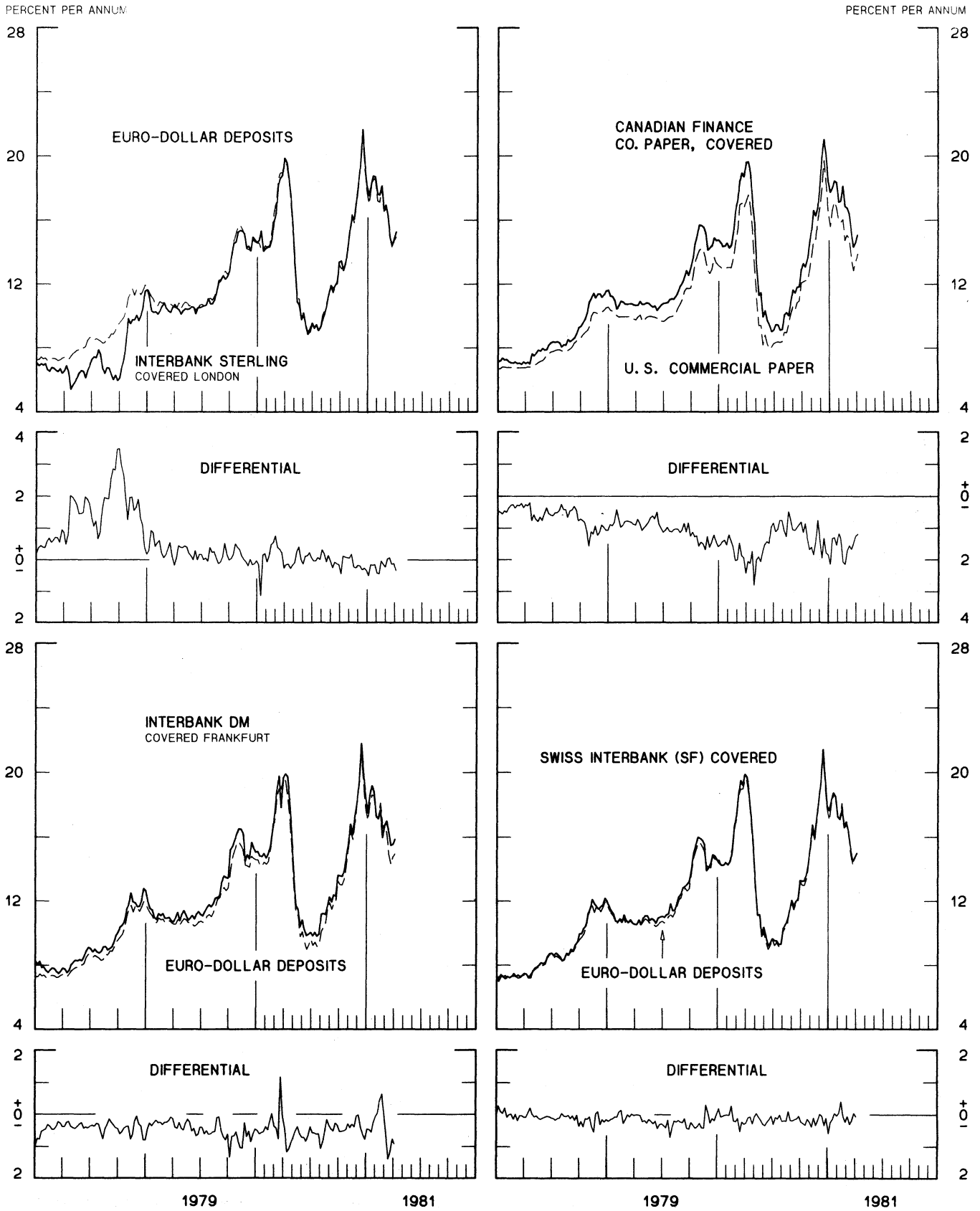
DIFFERENTIAL: PLUS(+), FAVORS BORROWING IN U. S.  
AVERAGES FOR WEEK ENDING WEDNESDAY



1 PERCENT ON DIFFERENTIAL SCALE = 2 PERCENT ON RATE SCALE

# INTEREST ARBITRAGE: 3-MONTH FUNDS

DIFFERENTIAL: PLUS(+), INDICATES FAVOR DOLLAR ASSETS  
AVERAGES FOR WEEK ENDING WEDNESDAY



1 PERCENT ON DIFFERENTIAL SCALE = 2 PERCENT ON RATE SCALE

CHART 9  
**LONG-TERM GOVERNMENT BOND YIELDS**  
 WEEKLY SERIES

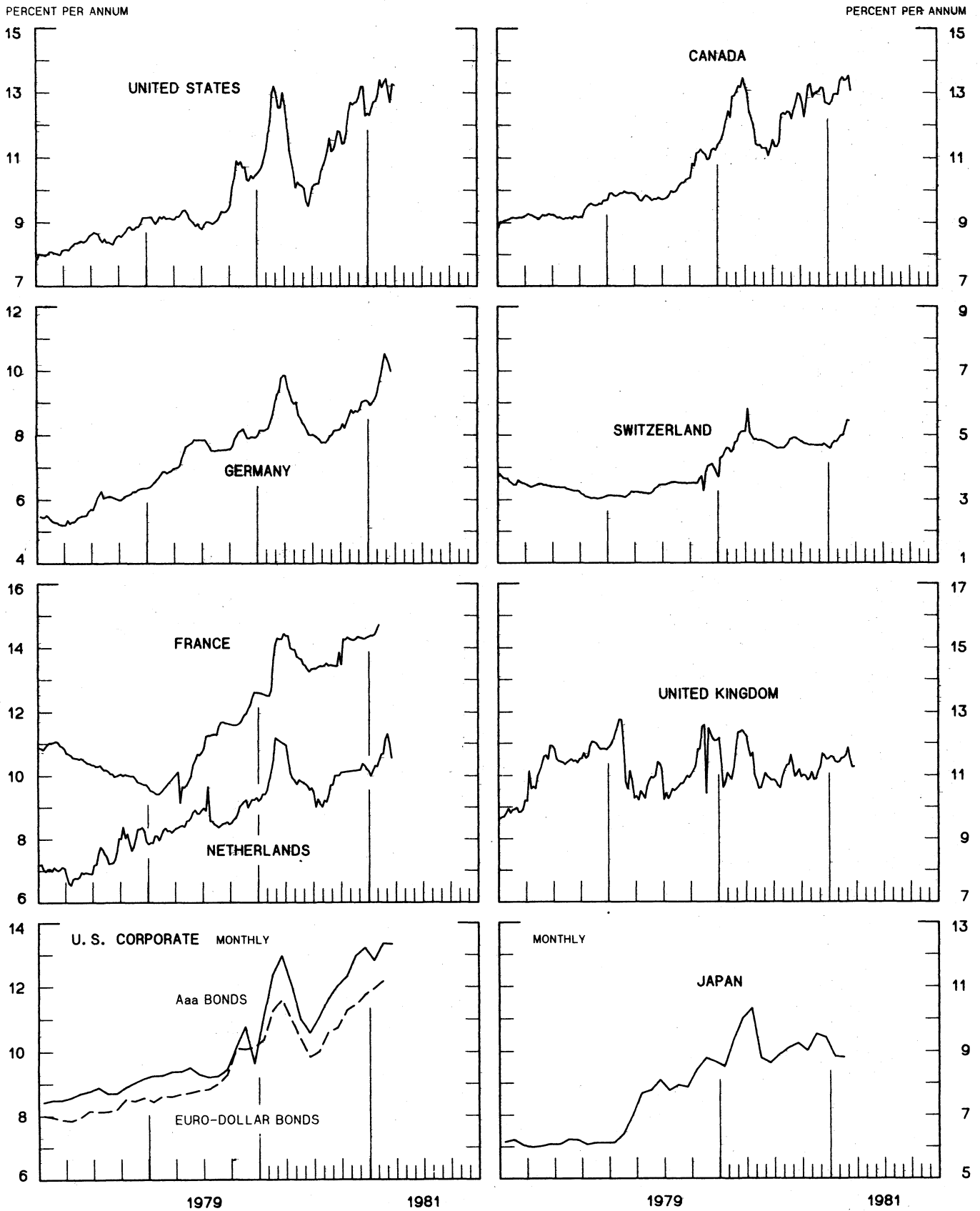
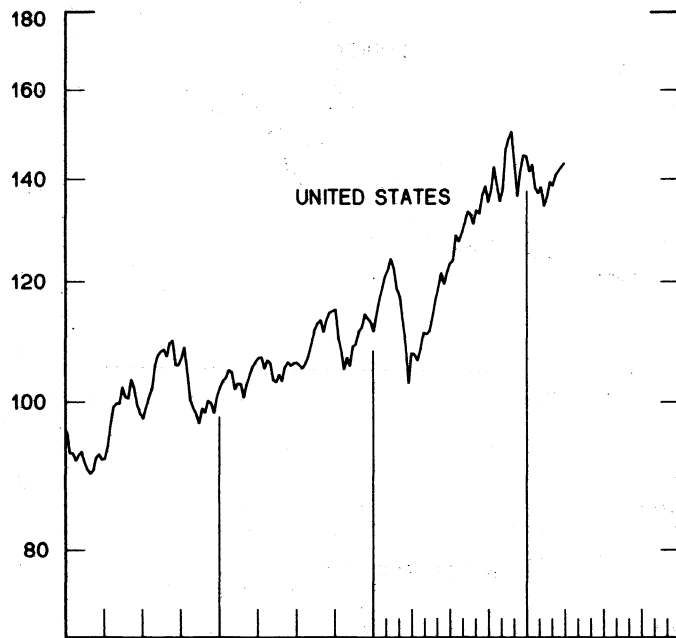
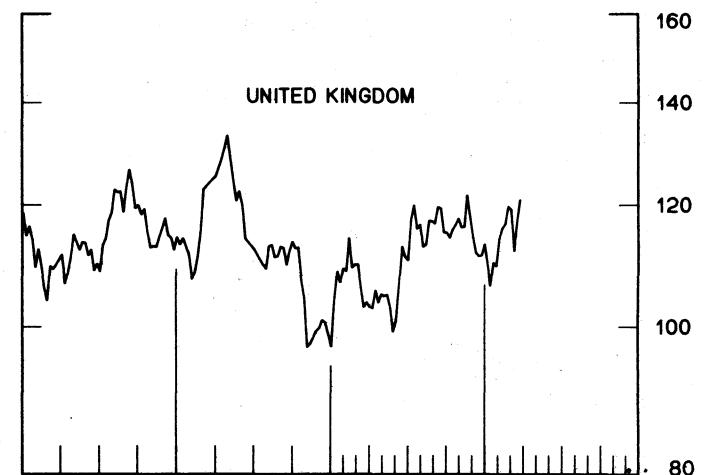
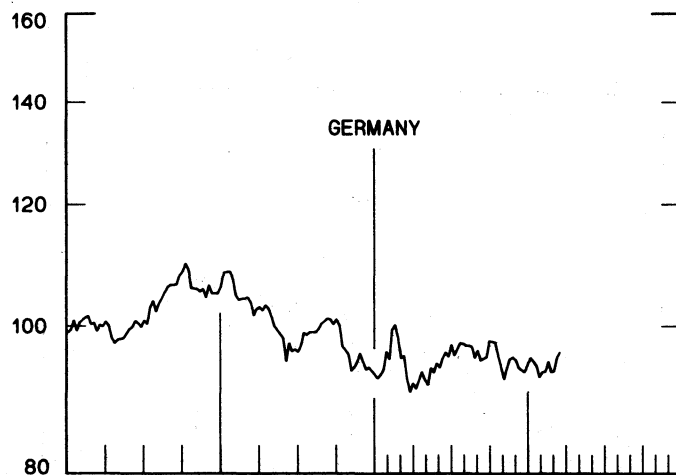
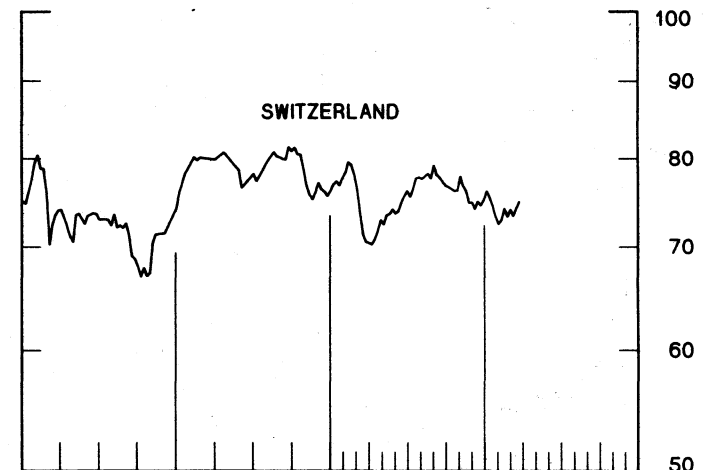
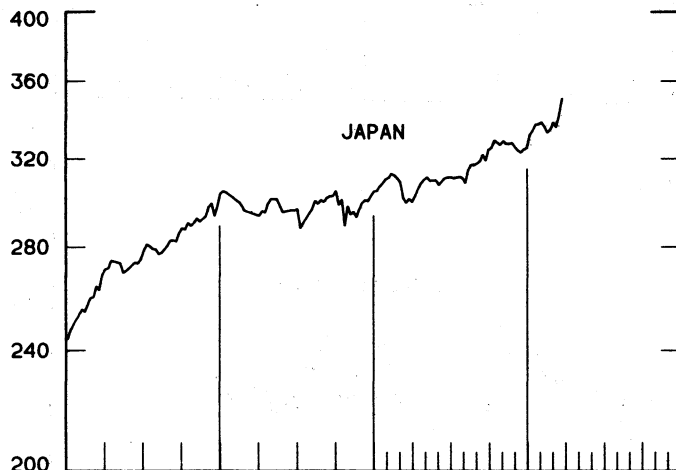
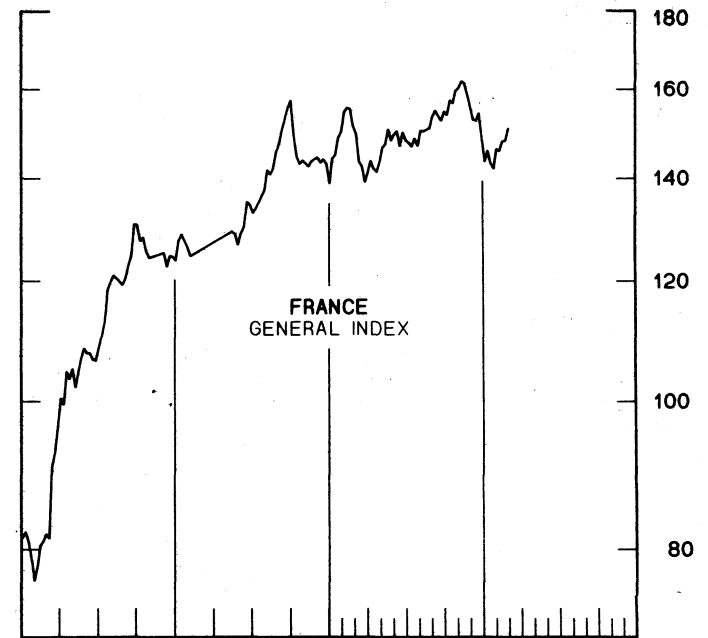


CHART 10  
INDUSTRIAL STOCK INDICES  
WEEKLY SERIES

RATIO SCALE  
1969=100



RATIO SCALE  
1969=100



1979

1981

1979

1981

SERIES NAME

LAST VALUE PLOTTED  
DATE VALUE

CHART 1. SPOT EXCHANGE RATES AND INDICES

WEEKLY AVERAGES, NOON BUYING RATES (U.S. CENTS)

GERMAN MARK	APRIL 8	46.96
JAPANESE YEN	APRIL 8	0.46836
DUTCH GUILDER	APRIL 8	42.39
U.K. POUND	APRIL 8	219.74
CANADIAN DOLLAR	APRIL 8	84.43
FRENCH FRANC	APRIL 8	19.90
SWISS FRANC	APRIL 8	51.45
BELGIAN FRANC	APRIL 8	2.84897
ITALIAN LIRA	APRIL 8	0.09435

INDICES, MARCH 1973 BASE RATES = 100

GERMAN MARK	APRIL 8	132.11
JAPANESE YEN	APRIL 8	122.63
DUTCH GUILDER	APRIL 8	121.70
U.K. POUND	APRIL 8	88.88
CANADIAN DOLLAR	APRIL 8	84.15
FRENCH FRANC	APRIL 8	89.68
SWISS FRANC	APRIL 8	165.53
BELGIAN FRANC	APRIL 8	112.26
ITALIAN LIRA	APRIL 8	53.60

WEIGHTED AVERAGE EXCHANGE VALUE INDICES, MAR 1973 = 100  
(G-10 COUNTRIES PLUS SWITZERLAND)

U.S. DOLLAR	APRIL 8	97.54
GERMAN MARK	APRIL 8	136.29
JAPANESE YEN	APRIL 8	122.94
DUTCH GUILDER	APRIL 8	120.80
U.K. POUND	APRIL 8	85.91
CANADIAN DOLLAR	APRIL 8	81.29
FRENCH FRANC	APRIL 8	86.65
SWISS FRANC	APRIL 8	164.59
BELGIAN FRANC	APRIL 8	110.64
ITALIAN LIRA	APRIL 8	50.03
SWEDISH KRONA	APRIL 8	93.46

CHART 2. 3-MONTH FORWARD EXCHANGE RATES, PREMIUM OR DISCOUNT

CANADIAN DOLLAR	APRIL 8	-1.83
U.K. POUND	APRIL 8	3.01
GERMAN MARK	APRIL 8	2.50
FRENCH FRANC	APRIL 8	1.24
SWISS FRANC	APRIL 8	6.89
DUTCH GUILDER	APRIL 8	4.50
JAPANESE YEN	APRIL 8	7.66
ITALIAN LIRA	APRIL 8	-4.81

SERIES NAME	LAST VALUE PLOTTED	
	DATE	VALUE
CHART 3. GOLD PRICE IN LONDON, AFTERNOON FIXING		
U.S. DOLLARS PER FINE OUNCE	APRIL 8	519.80
CHART 4. CALL MONEY RATES		
U.S. FEDERAL FUNDS	APRIL 8	15.43
OVERNIGHT EURO-DOLLAR DEPOSITS	APRIL 8	15.11
U.K. 2-DAY LOCAL AUTHORITY DEPOSITS	APRIL 3	11.13
CANADA	MARCH 20	16.80
GERMANY	APRIL 3	12.00
EURO-DM	MARCH 27	11.85
JAPAN	APRIL 3	7.50
FRANCE	APRIL 3	12.25
NETHERLANDS	MARCH 20	9.75
EURO-SWISS FRANC	MARCH 27	12.85
CHART 5. 3-MONTH INTEREST RATES		
U.S. 90-DAY CD'S, SECONDARY MARKET	APRIL 8	14.35
GERMAN INTERBANK LOAN	APRIL 8	13.30
JAPANESE BANK LOANS & DISCOUNTS	APRIL 8	7.27
CANADIAN FINANCE PAPER	APRIL 8	17.01
INTERBANK STERLING	APRIL 8	12.20
SWISS INTERBANK LOAN	APRIL 8	8.00
WEIGHTED AVERAGE FOREIGN INTEREST RATE (G-10 COUNTRIES PLUS SWITZERLAND)	APRIL 8	12.64
CHART 6. EURO-DOLLAR DEPOSIT RATES: LONDON		
OVERNIGHT	APRIL 8	15.11
7-DAY	APRIL 8	14.49
1-MONTH	APRIL 8	14.95
3-MONTH	APRIL 8	14.96
6-MONTH	APRIL 8	14.93
1-YEAR	APRIL 8	14.73
CHART 7. SELECTED EURO-DOLLAR AND U.S. MONEY MARKET RATES		
OVERNIGHT EURO-DOLLAR DEPOSITS	APRIL 8	15.11
U.S. FEDERAL FUNDS	APRIL 8	15.43
DIFFERENTIAL ADJ. FOR RESERVE REQUIREMENTS	APRIL 8	-32.00
3-MONTH EURO-DOLLAR DEPOSIT RATE	APRIL 8	14.96
U.S. 90-DAY CD'S, SECONDARY MARKET	APRIL 8	14.35
DIFFERENTIAL	APRIL 8	0.61

SERIES NAME

LAST VALUE PLOTTED  
DATE VALUE

CHART 8. INTEREST ARBITRAGE, 3-MONTH FUNDS

EURO-DOLLAR DEPOSIT	APRIL 8	14.96
INTERBANK STERLING (LONDON), COVERED	APRIL 8	15.30
DIFFERENTIAL	APRIL 8	-0.34
U.S. COMMERCIAL PAPER	APRIL 8	13.93
CANADIAN FINANCE PAPER, COVERED	APRIL 8	15.11
DIFFERENTIAL	APRIL 8	-1.18
EURO-DOLLAR DEPOSIT	APRIL 8	14.96
INTERBANK DM (FRANKFURT), COVERED	APRIL 8	15.89
DIFFERENTIAL	APRIL 8	-0.92
EURO-DOLLAR DEPOSIT	APRIL 8	14.96
SWISS INTERBANK, COVERED	APRIL 8	15.02
DIFFERENTIAL	APRIL 8	-0.06

CHART 9. LONG TERM GOVERNMENT BOND YIELDS

UNITED STATES	APRIL 3	13.23
GERMANY	MARCH 20	9.98
JAPAN (MONTHLY)	FEB.	8.79
SWITZERLAND	MARCH 13	5.43
CANADA	MARCH 20	13.05
FRANCE	FEB. 6	14.71
NETHERLANDS	MARCH 20	10.55
UNITED KINGDOM	MARCH 27	11.25

U.S. CORPORATE

AAA BONDS	MARCH	13.33
EURO-DM BONDS	DEC.	6.63
EURO-DOLLAR BONDS	FEB.	12.17

CHART 10. INDUSTRIAL STOCK INDICES

UNITED STATES	APRIL 3	143.34
JAPAN	MARCH 27	350.33
FRANCE	MARCH 6	150.80
UNITED KINGDOM	MARCH 27	120.87
SWITZERLAND	MARCH 27	74.82
GERMANY	MARCH 20	96.08

# FEDERAL RESERVE statistical release



H. 10 (512)

## FOREIGN EXCHANGE RATES

APRIL 13, 1981

FOR THE WEEK ENDING APRIL 10, 1981

The Board of Governors of the Federal Reserve System is advised that the Federal Reserve Bank of New York has certified for customs purposes the following noon buying rate in New York City for cable transfers payable in foreign currencies:

COUNTRY	MONETARY UNIT	(RATE U.S. CENTS)				
		APR. 6	APR. 7	APR. 8	APR. 9	APR. 10
AUSTRALIA	DOLLAR	115.4000	115.5800	115.6500	115.5500	115.4300
AUSTRIA	SCHILLING	6.57895	6.66667	6.67000	6.58545	6.57030
BELGIUM	FRANC	2.83527	2.78784	2.86041	2.84657	2.83527
CANADA	DOLLAR	84.1751	84.4167	84.4737	84.3668	84.2673
DENMARK	KRONE	14.7384	14.9701	14.9142	14.8236	14.7820
FINLAND	MARKKA	24.1633	24.2601	24.4200	24.3161	24.2542
FRANCE	FRANC	19.6618	20.0120	19.8373	19.7668	19.6618
GERMANY	D. MARK	46.3714	47.1921	46.8823	46.6418	46.4468
INDIA	RUPEE	11.9760	12.0050	12.1510	12.1070	12.1070
IRELAND	POUND	169.3000	171.1000	171.4000	170.1000	169.7500
ITALY	LIRA	0.09333	0.09470	0.09416	0.09372	0.09328
JAPAN	YEN	0.46729	0.46926	0.46849	0.46707	0.46475
MALAYSIA	DOLLAR	43.3651	43.4028	43.3463	43.3840	43.3463
MEXICO	PESO	4.2008	4.2017	4.2052	4.2052	4.1999
NETHERLANDS	GUILDER	41.8761	42.5985	42.3191	42.1053	41.9287
NEW ZEALAND	DOLLAR	90.2200	90.8000	90.8000	90.6500	90.5500
NORWAY	KRONE	18.3823	18.4400	18.3790	18.3553	18.3050
PORTUGAL	ESCUDO	1.7227	1.7241	1.7391	1.7316	1.7286
SOUTH AFRICA	RAND	122.8500	123.8000	124.1000	123.8500	123.7000
SPAIN	PESETA	1.1446	1.1482	1.1601	1.1494	1.1468
SRI LANKA	RUPEE	5.5494	5.5494	5.5494	5.5494	5.3192
SWEDEN	KRONA	21.3584	21.6638	21.5054	21.4592	21.4408
SWITZERLAND	FRANC	50.7872	51.5730	51.4668	51.1771	50.9944
UNITED KINGDOM	POUND	217.5000	220.3000	219.6000	219.0000	218.5000