

# Selected Interest & Exchange Rates

## Weekly Series of Charts

**April 6, 1981**

**Prepared by the  
FINANCIAL MARKETS  
SECTION**

**DIVISION OF  
INTERNATIONAL FINANCE**

**BOARD OF GOVERNORS  
FEDERAL RESERVE SYSTEM  
Washington, D.C. 20551**

---

# Table of Contents

## **TABLES**

1. LATEST FIGURES PLOTTED
2. DAILY CERTIFIED SPOT EXCHANGE RATES--  
H.10 RELEASE

## **CHARTS**

1. SPOT EXCHANGE RATE INDICES
2. 3-MONTH FORWARD EXCHANGE RATES
3. GOLD PRICE--LONDON
4. CALL MONEY RATES
5. 3-MONTH INTEREST RATES
6. EURO-DOLLAR DEPOSIT RATES
7. SELECTED EURO-DOLLAR AND  
U.S. MONEY MARKET RATES
8. INTEREST ARBITRAGE: 3-MONTH FUNDS
9. LONG-TERM GOVERNMENT BOND YIELDS
10. INDUSTRIAL STOCK INDICES

## **SUBSCRIPTION RATES:**

Weekly \$15.00 per year or \$.40 each in the United States, its possessions, Canada, and Mexico; 10 or more of the same issue to one address, \$13.50 per year or \$.35 each. Elsewhere, \$20.00 per year or \$.50 each. Address requests to Publications Services, Division of Administrative Services, and make payment remittance payable to the order of the Board of Governors of the Federal Reserve System in a form collectible at par in U.S. Currency.

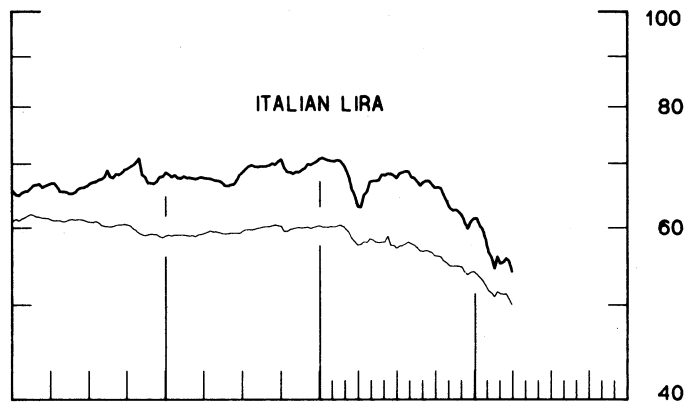
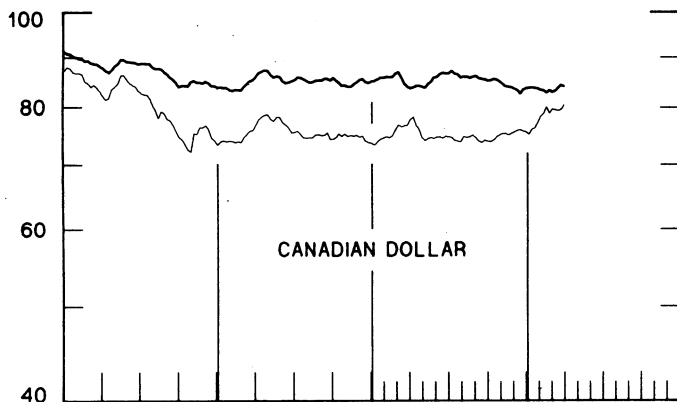
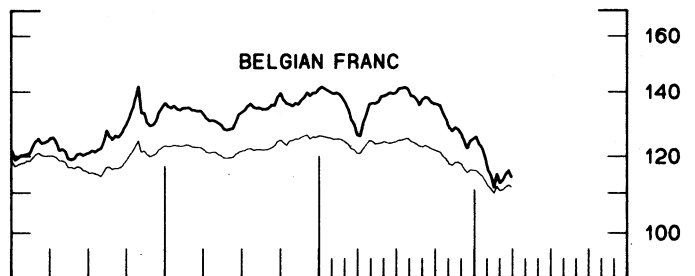
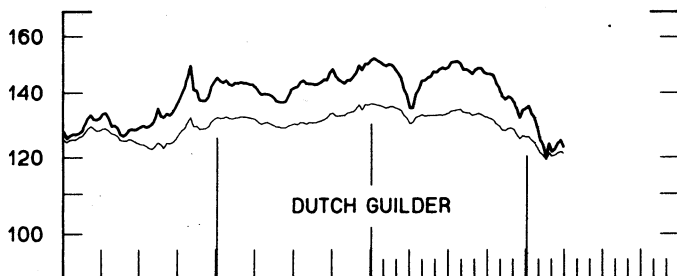
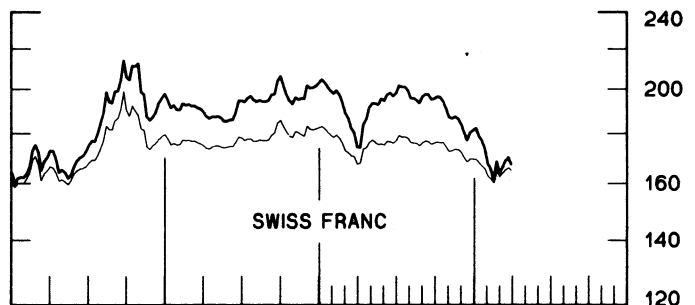
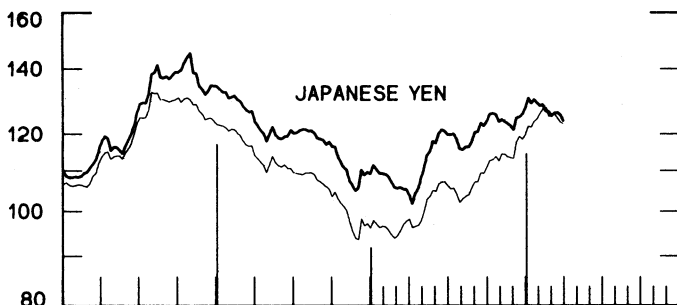
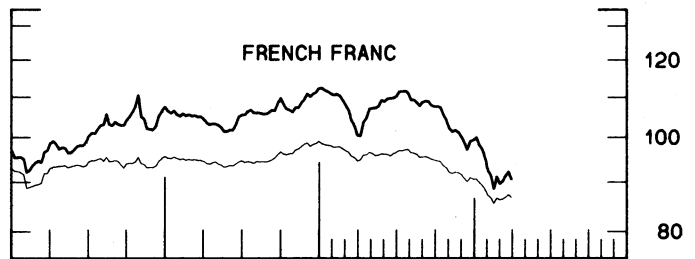
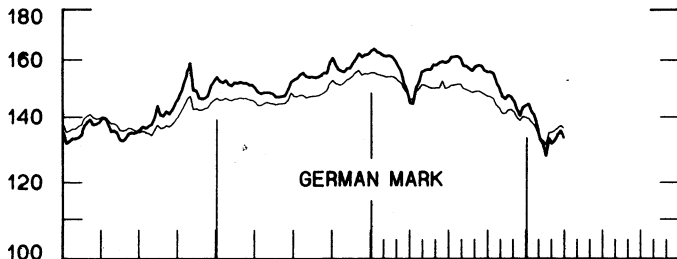
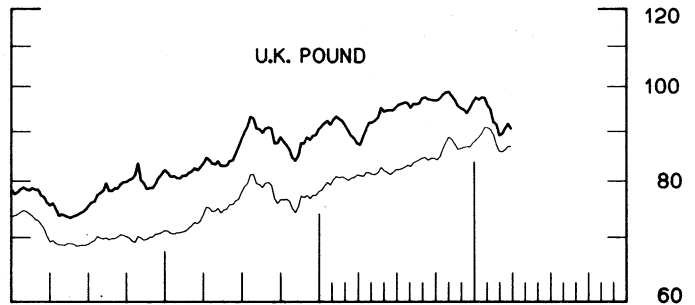
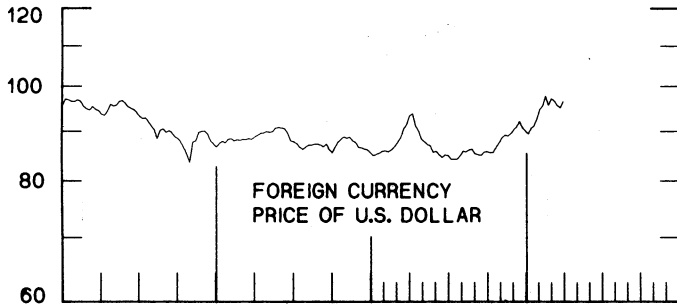
CHART 1

# SPOT EXCHANGE INDICES

DOLLAR PRICES OF FOREIGN CURRENCIES AND WEIGHTED AVERAGE VALUES (THIN LINE)  
AVERAGES FOR WEEK ENDING WEDNESDAY

RATIO SCALE  
MARCH 1973=100

RATIO SCALE  
MARCH 1973=100



1979

1981

1979

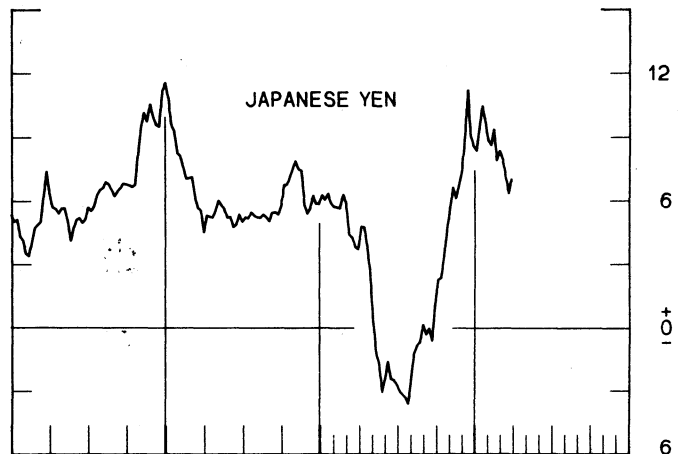
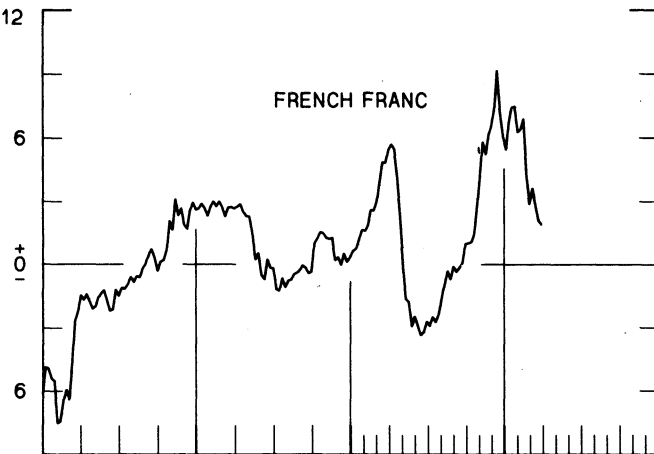
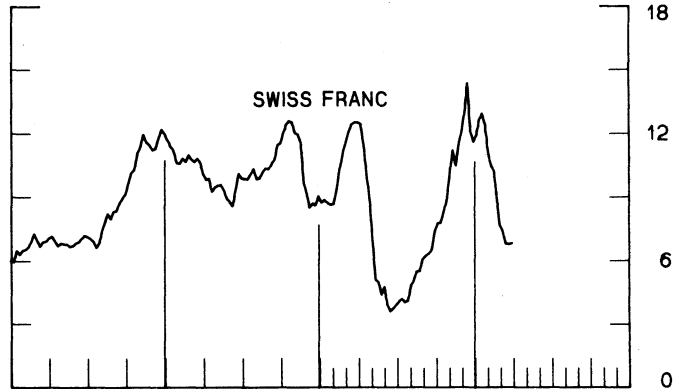
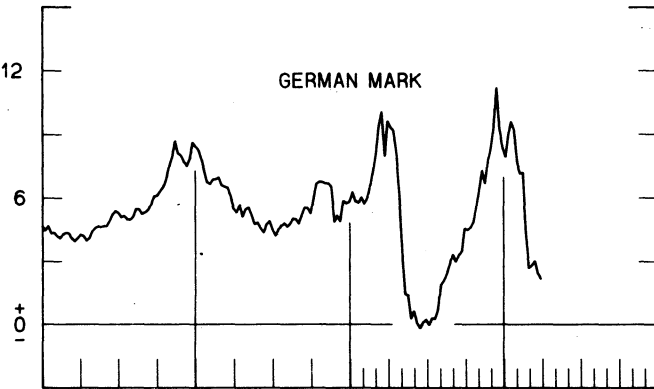
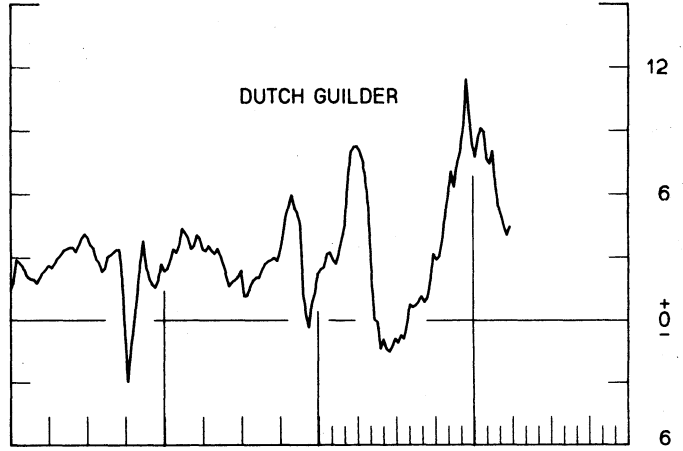
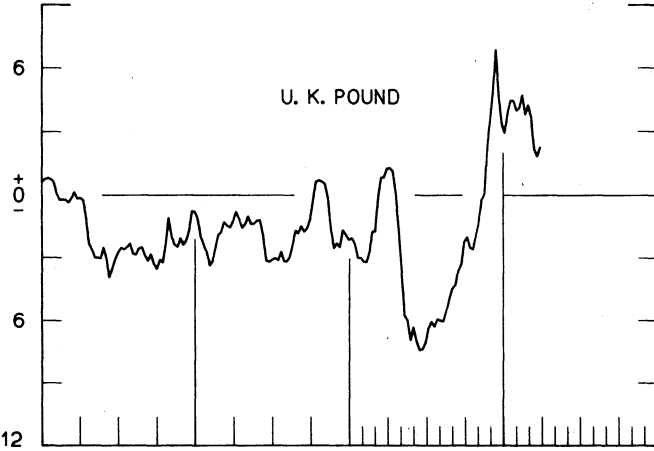
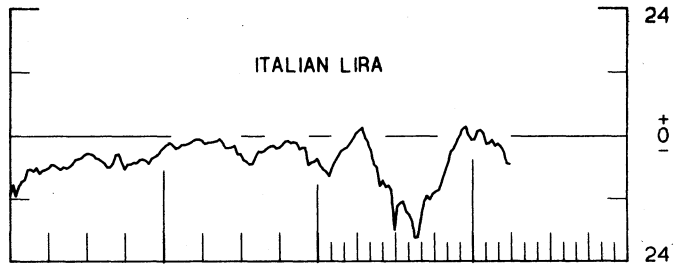
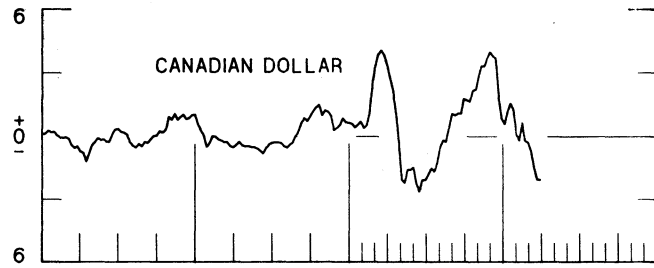
1981

CHART 2  
**3-MONTH FORWARD EXCHANGE RATES**

PREMIUM (+) OR (-)  
 AVERAGES FOR WEEK ENDING WEDNESDAY

PERCENT PER ANNUM

PERCENT PER ANNUM



1979

1981

1979

1981

CHART 3  
PRICE OF GOLD IN LONDON  
AVERAGES FOR WEEK ENDING WEDNESDAY

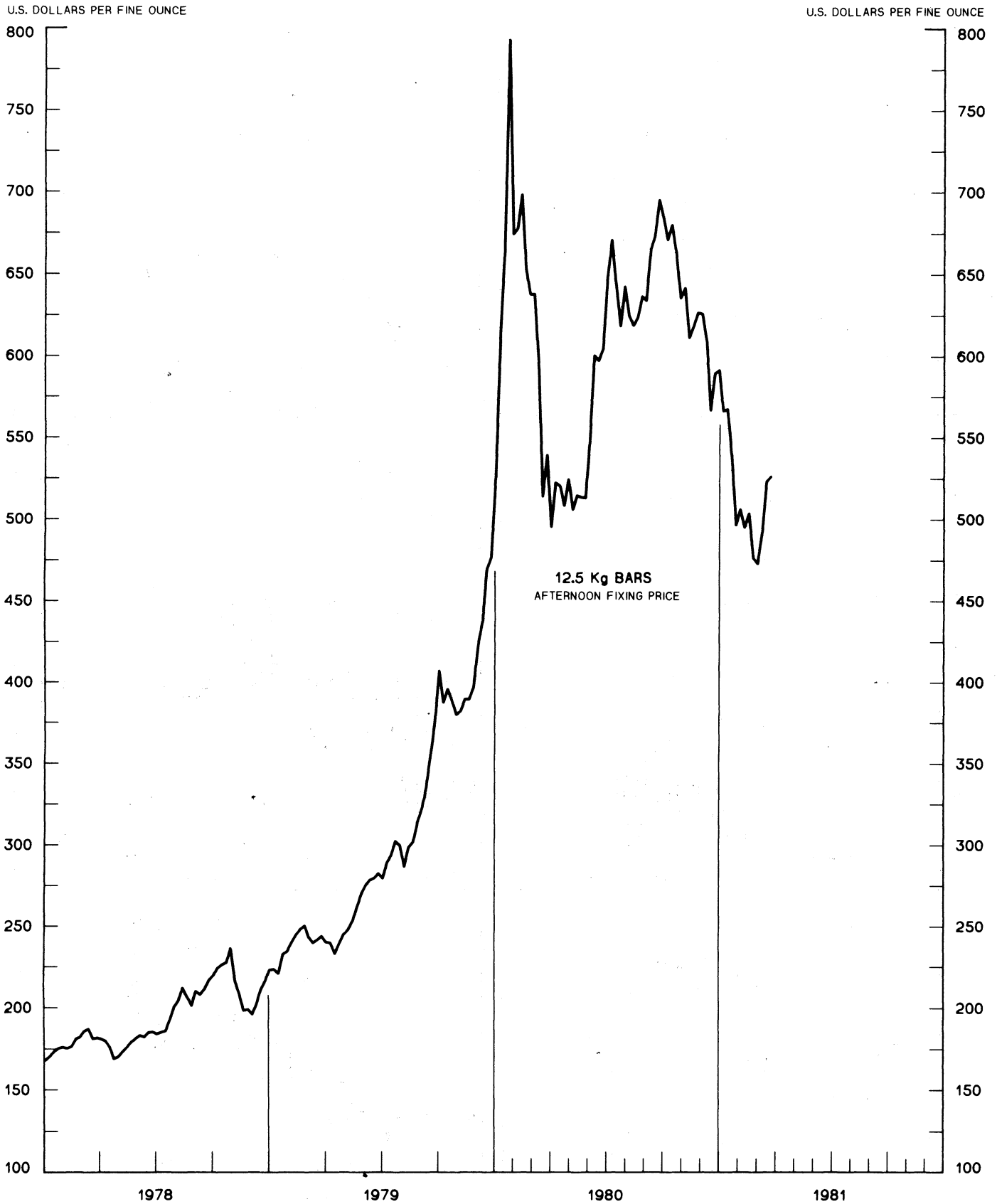


CHART 4  
**CALL MONEY RATES**  
 WEEKLY SERIES

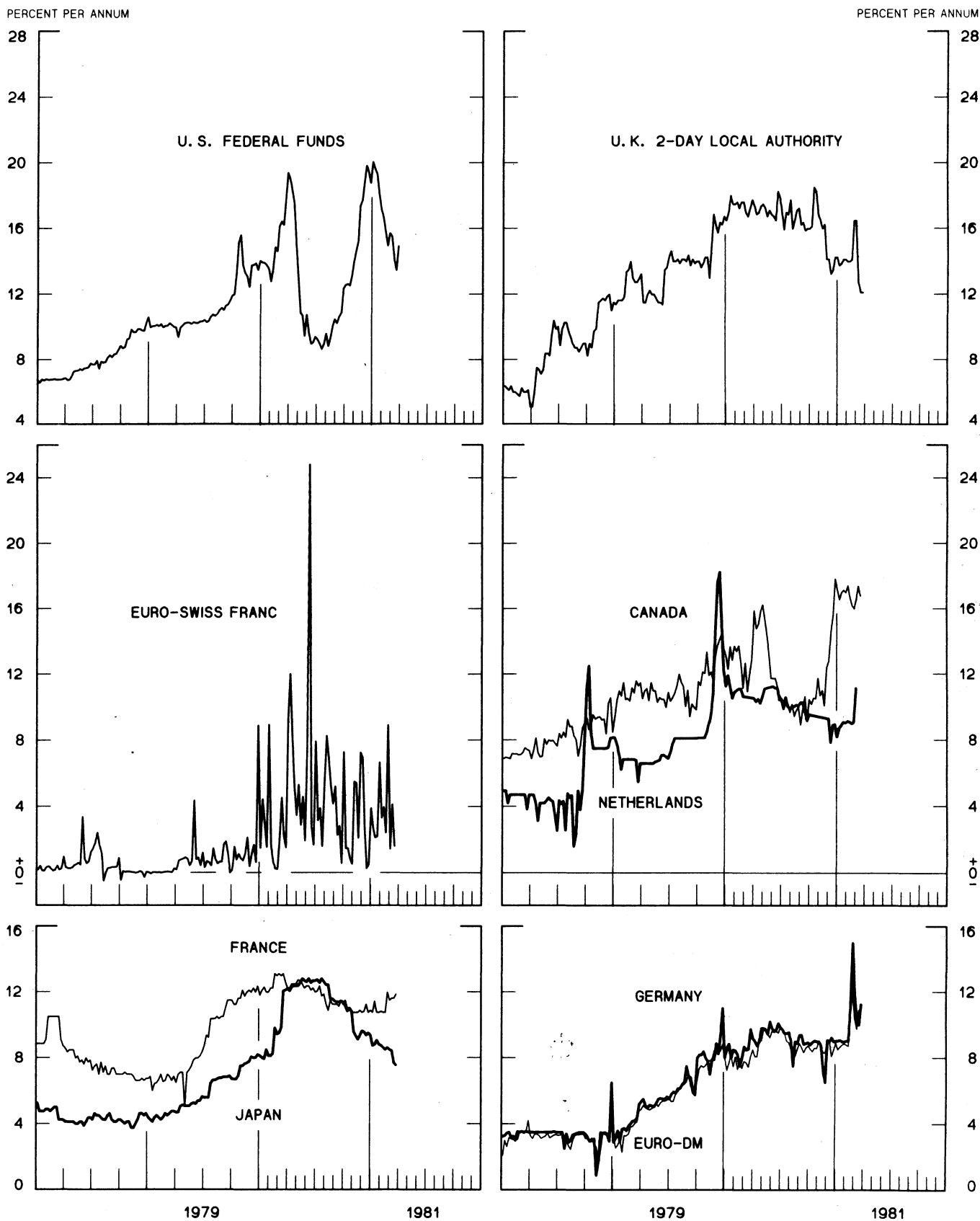


CHART 5  
**3-MONTH INTEREST RATES**  
 WEEKLY SERIES

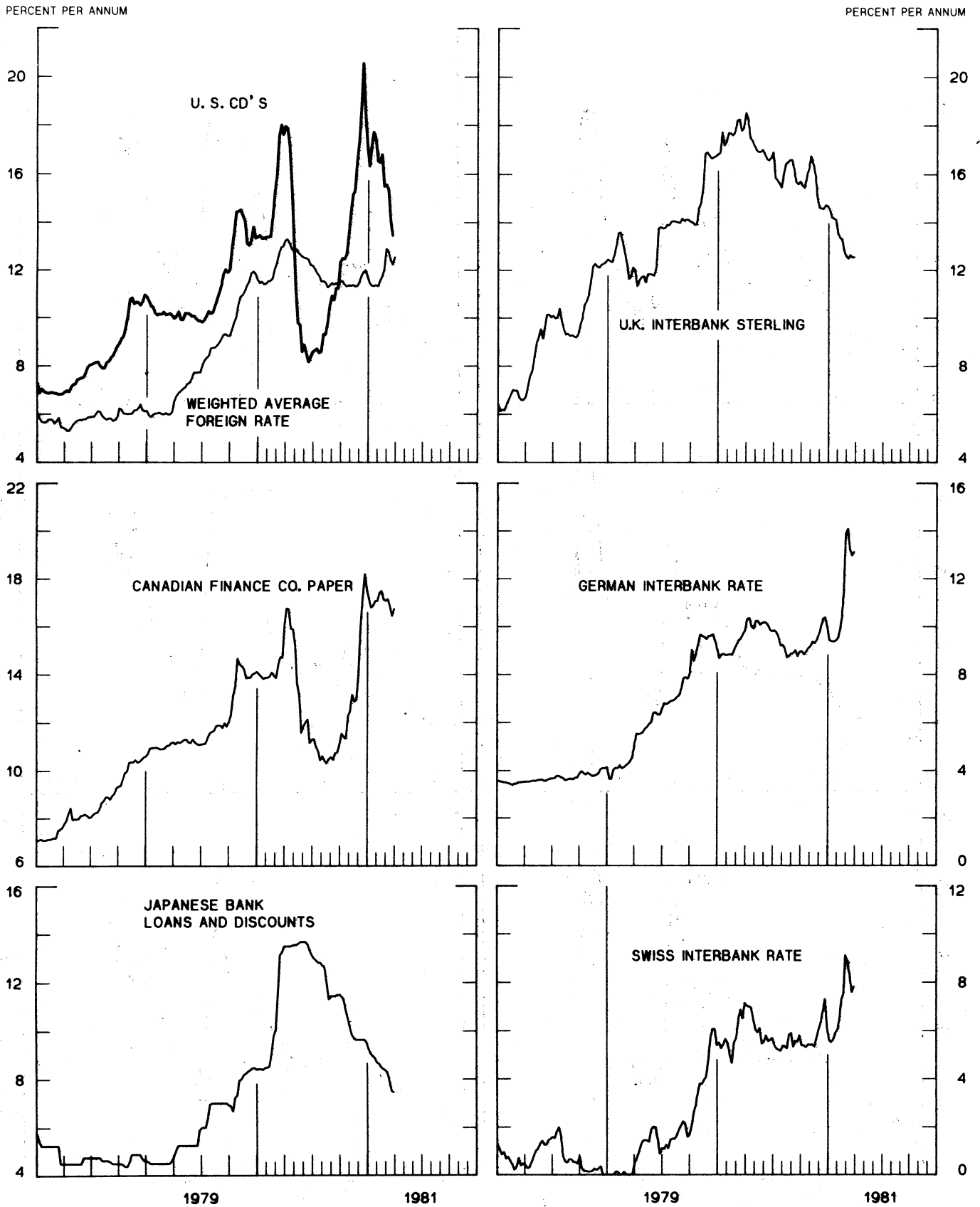


CHART 6  
**EURO-DOLLAR DEPOSIT RATES LONDON**  
 AVERAGES FOR WEEK ENDING WEDNESDAY

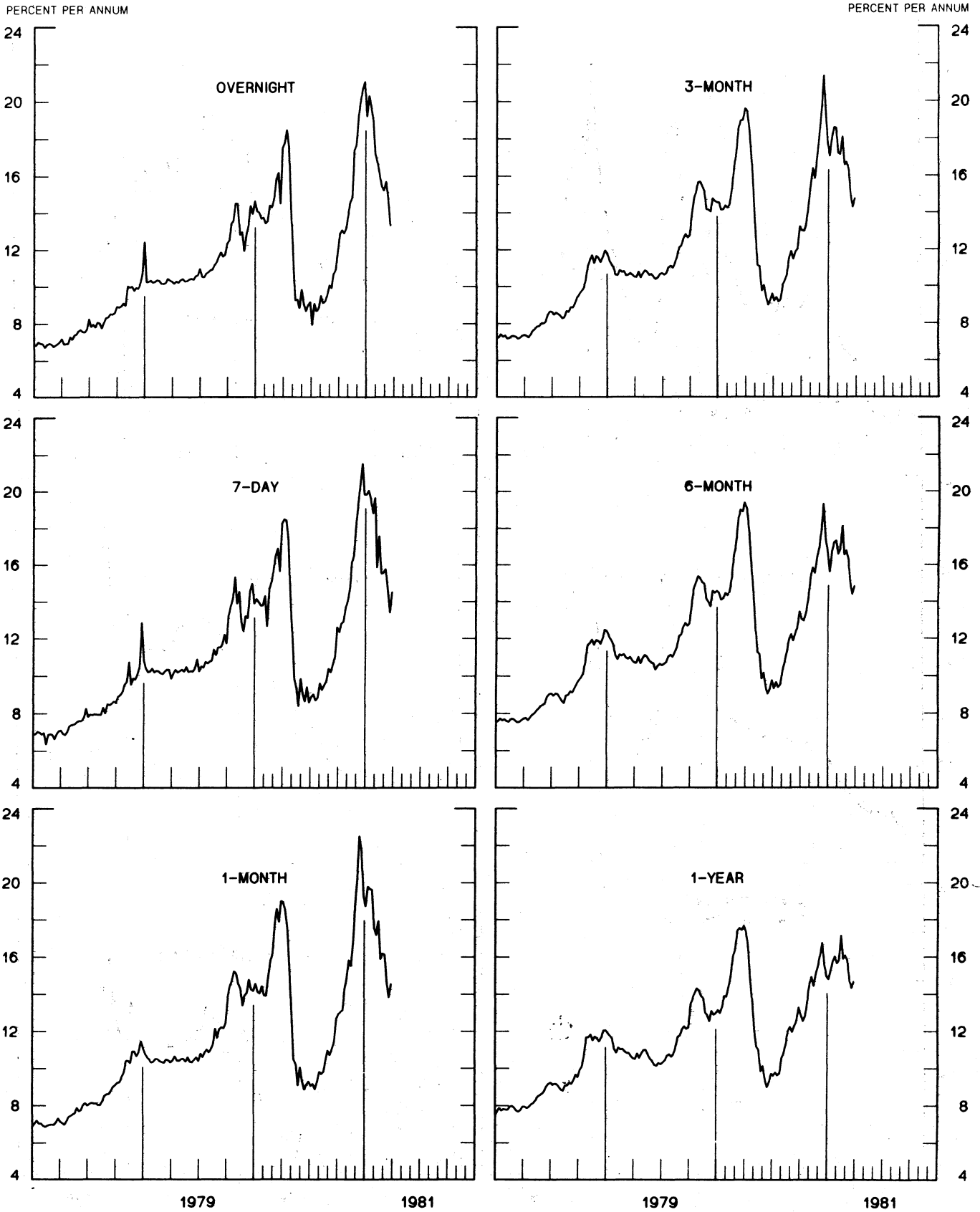
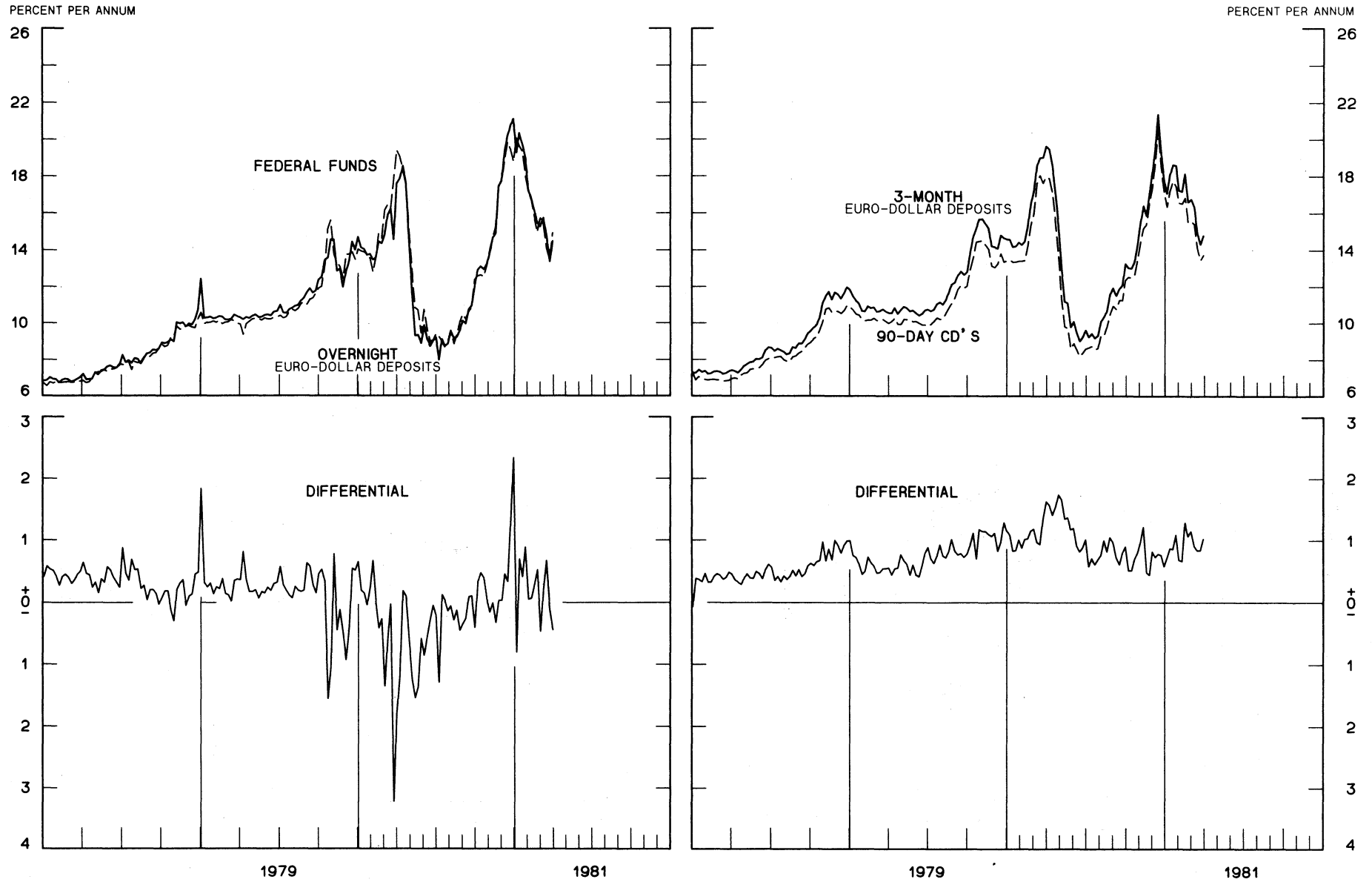




CHART 7

# SELECTED EURO-DOLLAR AND U. S. MONEY MARKET RATES

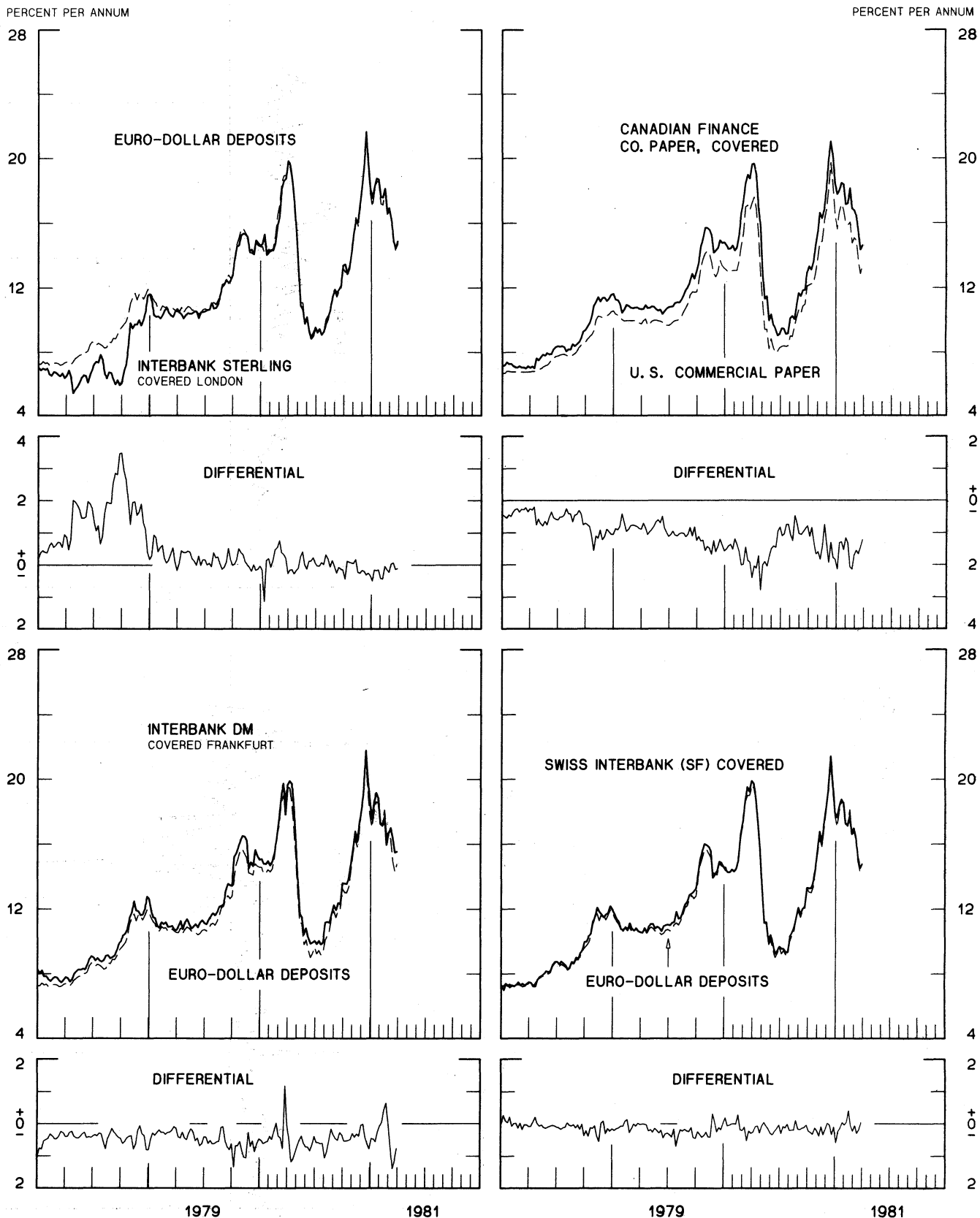
DIFFERENTIAL: PLUS(+), FAVORS BORROWING IN U. S.  
AVERAGES FOR WEEK ENDING WEDNESDAY



1 PERCENT ON DIFFERENTIAL SCALE = 2 PERCENT ON RATE SCALE

# INTEREST ARBITRAGE: 3-MONTH FUNDS

DIFFERENTIAL: PLUS(+), INDICATES FAVOR DOLLAR ASSETS  
AVERAGES FOR WEEK ENDING WEDNESDAY



1 PERCENT ON DIFFERENTIAL SCALE = 2 PERCENT ON RATE SCALE

CHART 9  
**LONG-TERM GOVERNMENT BOND YIELDS**  
 WEEKLY SERIES

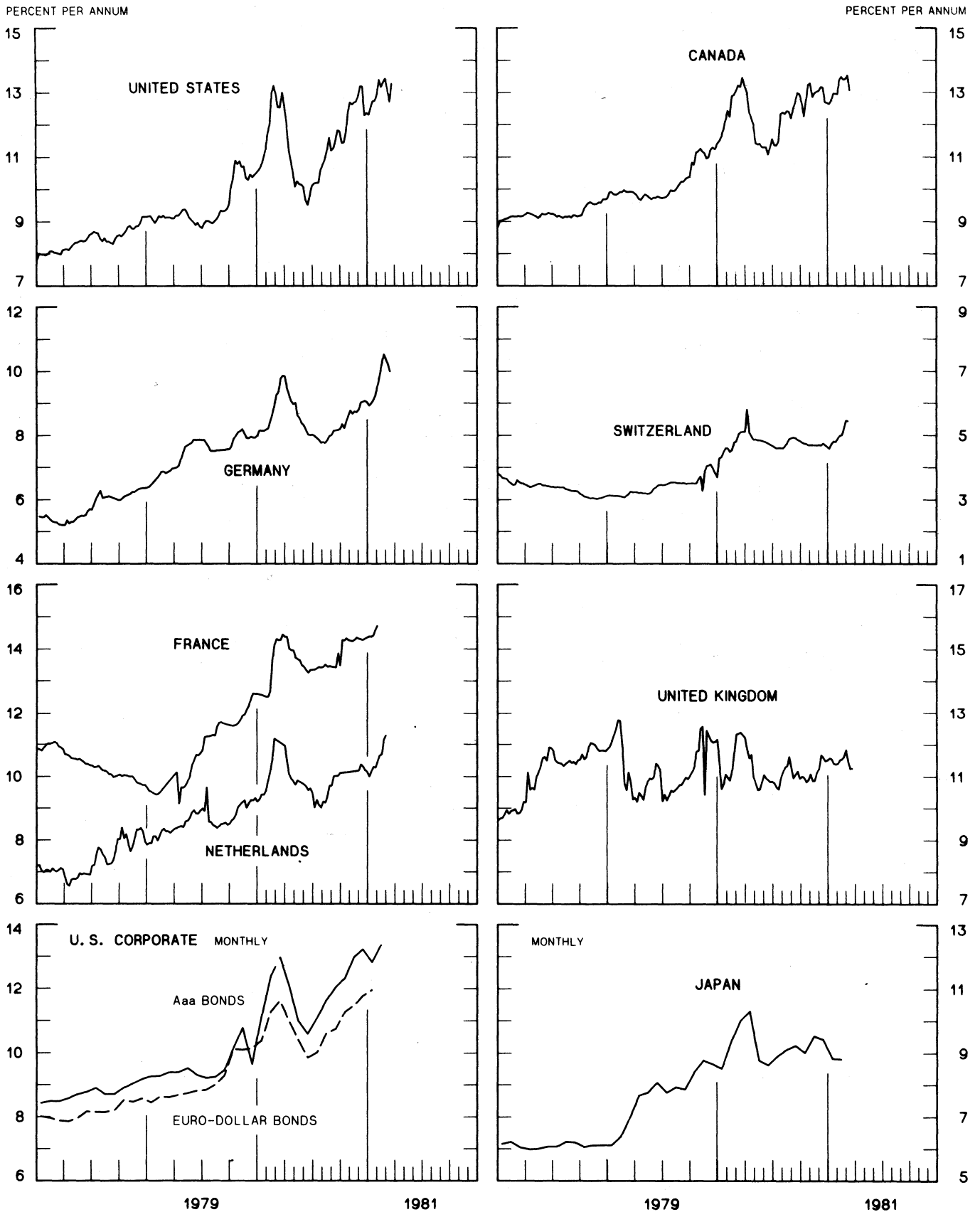
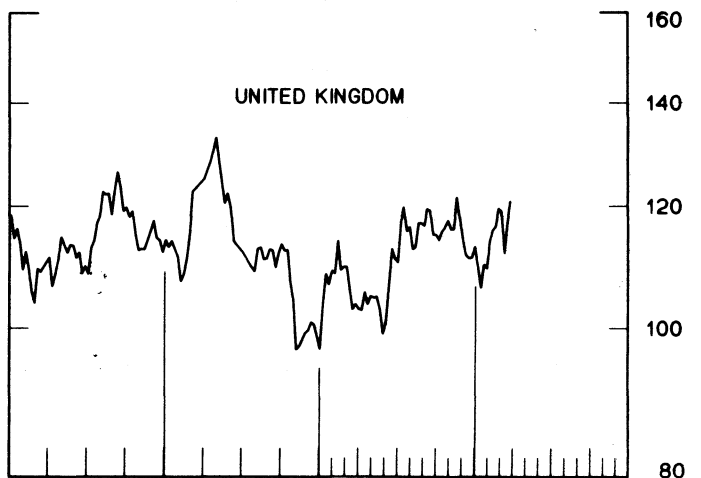
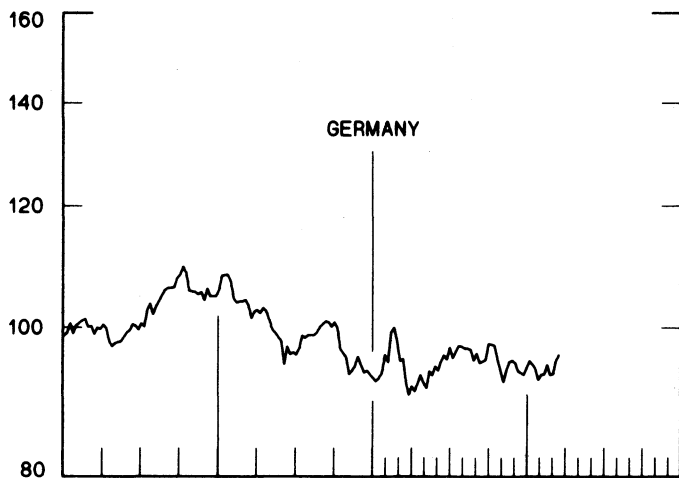
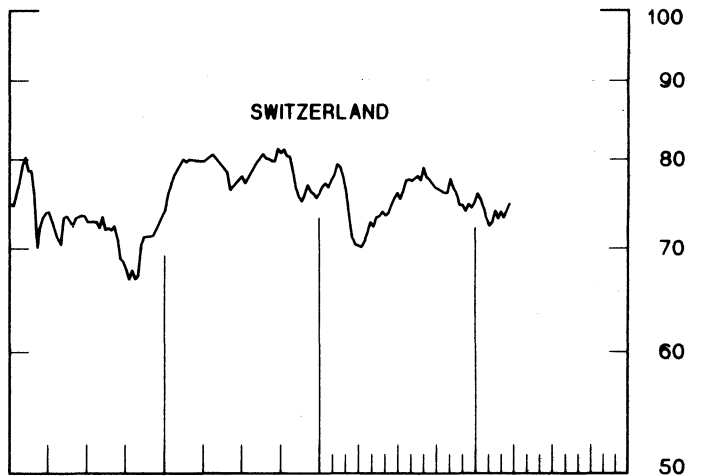
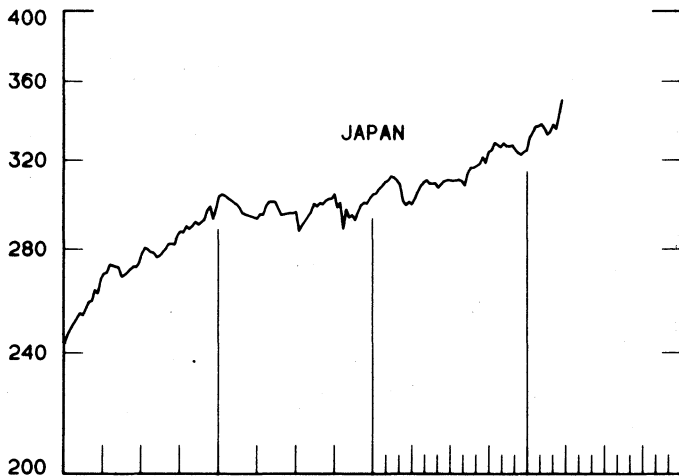
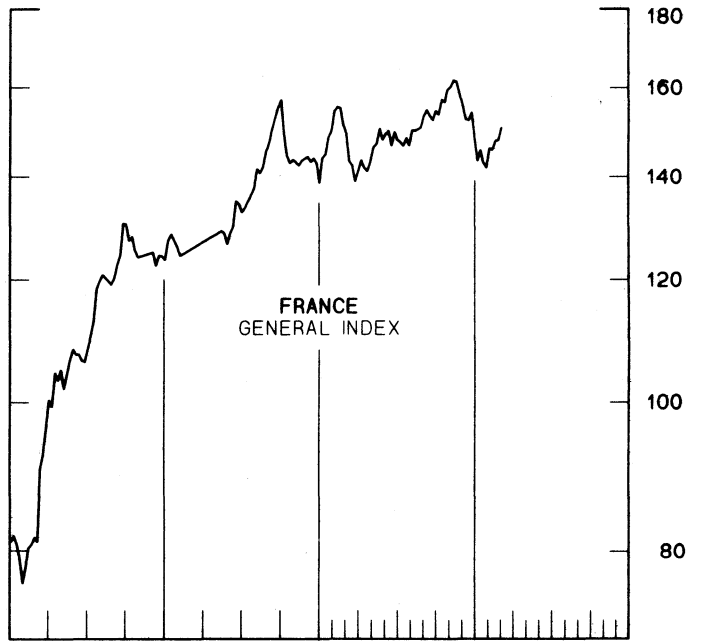
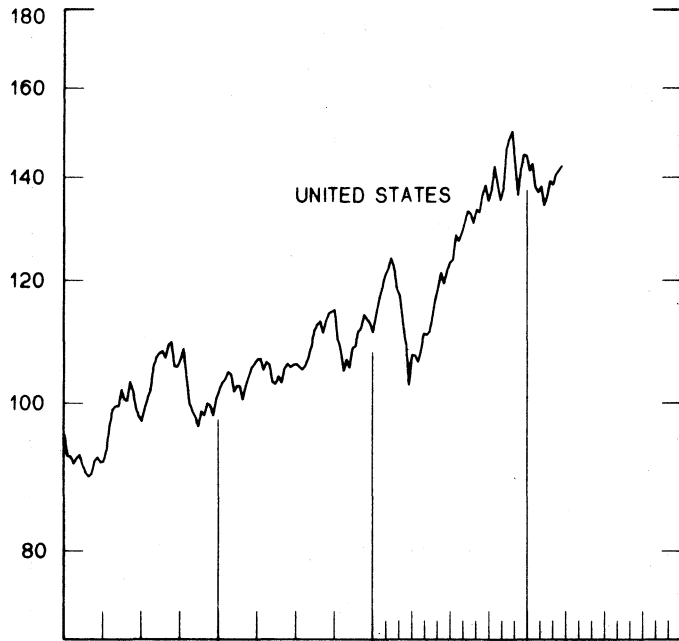


CHART 10  
**INDUSTRIAL STOCK INDICES**

WEEKLY SERIES

RATIO SCALE  
 1969=100

RATIO SCALE  
 1969=100



1979

1981

1979

1981

SERIES NAME

LAST VALUE PLOTTED  
DATE VALUE

CHART 1. SPOT EXCHANGE RATES AND INDICES

WEEKLY AVERAGES, NOON BUYING RATES (U.S. CENTS)

GERMAN MARK	APRIL	1	47.42
JAPANESE YEN	APRIL	1	0.47246
DUTCH GUILDER	APRIL	1	42.82
U.K. POUND	APRIL	1	223.74
CANADIAN DOLLAR	APRIL	1	84.32
FRENCH FRANC	APRIL	1	20.09
SWISS FRANC	APRIL	1	51.98
BELGIAN FRANC	APRIL	1	2.89323
ITALIAN LIRA	APRIL	1	0.09507

INDICES, MARCH 1973 BASE RATES = 100

GERMAN MARK	APRIL	1	133.41
JAPANESE YEN	APRIL	1	123.70
DUTCH GUILDER	APRIL	1	122.94
U.K. POUND	APRIL	1	90.49
CANADIAN DOLLAR	APRIL	1	84.04
FRENCH FRANC	APRIL	1	90.53
SWISS FRANC	APRIL	1	167.22
BELGIAN FRANC	APRIL	1	114.01
ITALIAN LIRA	APRIL	1	54.00

WEIGHTED AVERAGE EXCHANGE VALUE INDICES, MAR 1973 = 100  
(G-10 COUNTRIES PLUS SWITZERLAND)

U.S. DOLLAR	APRIL	1	96.60
GERMAN MARK	APRIL	1	136.64
JAPANESE YEN	APRIL	1	123.09
DUTCH GUILDER	APRIL	1	121.14
U.K. POUND	APRIL	1	96.91
CANADIAN DOLLAR	APRIL	1	80.52
FRENCH FRANC	APRIL	1	96.83
SWISS FRANC	APRIL	1	165.03
BELGIAN FRANC	APRIL	1	111.55
ITALIAN LIRA	APRIL	1	50.03
SWEDISH KRONA	APRIL	1	93.36

CHART 2. 3-MONTH FORWARD EXCHANGE RATES, PREMIUM OR DISCOUNT

CANADIAN DOLLAR	APRIL	1	-2.05
U.K. POUND	APRIL	1	2.25
GERMAN MARK	APRIL	1	2.18
FRENCH FRANC	APRIL	1	1.88
SWISS FRANC	APRIL	1	6.82
DUTCH GUILDER	APRIL	1	4.46
JAPANESE YEN	APRIL	1	7.02
ITALIAN LIRA	APRIL	1	-5.38

SERIES NAME	LAST VALUE PLOTTED	
	DATE	VALUE
CHART 3. GOLD PRICE IN LONDON, AFTERNOON FIXING		
U.S. DOLLARS PER FINE OUNCE	APRIL 1	526.55
CHART 4. CALL MONEY RATES		
U.S. FEDERAL FUNDS	APRIL 1	14.93
OVERNIGHT EURO-DOLLAR DEPOSITS	APRIL 1	14.48
U.K. 2-DAY LOCAL AUTHORITY DEPOSITS	MARCH 27	12.13
CANADA	MARCH 20	16.80
GERMANY	MARCH 27	11.25
EURO-DM	MARCH 20	10.90
JAPAN	MARCH 27	7.56
FRANCE	MARCH 27	11.88
NETHERLANDS	MARCH 6	11.15
EURO-SWISS FRANC	MARCH 20	1.60
CHART 5. 3-MONTH INTEREST RATES		
U.S. 90-DAY CD'S, SECONDARY MARKET	APRIL 1	13.75
GERMAN INTERBANK LOAN	APRIL 1	13.29
JAPANESE BANK LOANS & DISCOUNTS	APRIL 1	7.45
CANADIAN FINANCE PAPER	APRIL 1	16.75
INTERBANK STERLING	APRIL 1	12.56
SWISS INTERBANK LOAN	APRIL 1	7.77
WEIGHTED AVERAGE FOREIGN INTEREST RATE (G-10 COUNTRIES PLUS SWITZERLAND)	APRIL 1	12.60
CHART 6. EURO-DOLLAR DEPOSIT RATES: LONDON		
OVERNIGHT	APRIL 1	14.48
7-DAY	APRIL 1	14.54
1-MONTH	APRIL 1	14.56
3-MONTH	APRIL 1	14.78
6-MONTH	APRIL 1	14.81
1-YEAR	APRIL 1	14.68
CHART 7. SELECTED EURO-DOLLAR AND U.S. MONEY MARKET RATES		
OVERNIGHT EURO-DOLLAR DEPOSITS	APRIL 1	14.48
U.S. FEDERAL FUNDS	APRIL 1	14.93
DIFFERENTIAL ADJ. FOR RESERVE REQUIREMENTS	APRIL 1	-0.45
3-MONTH EURO-DOLLAR DEPOSIT RATE	APRIL 1	14.78
U.S. 90-DAY CD'S, SECONDARY MARKET	APRIL 1	13.75
DIFFERENTIAL	APRIL 1	1.03

SERIES NAME

LAST VALUE PLOTTED  
DATE VALUE

CHART 8. INTEREST ARBITRAGE, 3-MONTH FUNDS

EURO-DOLLAR DEPOSIT	APRIL 1	14.78
INTERBANK STERLING (LONDON), COVERED	APRIL 1	14.89
DIFFERENTIAL	APRIL 1	-0.11
U.S. COMMERCIAL PAPER	APRIL 1	13.38
CANADIAN FINANCE PAPER, COVERED	APRIL 1	14.61
DIFFERENTIAL	APRIL 1	-1.23
EURO-DOLLAR DEPOSIT	APRIL 1	14.78
INTERBANK DM (FRANKFURT), COVERED	APRIL 1	15.54
DIFFERENTIAL	APRIL 1	-0.77
EURO-DOLLAR DEPOSIT	APRIL 1	14.78
SWISS INTERBANK, COVERED	APRIL 1	14.73
DIFFERENTIAL	APRIL 1	0.05

CHART 9. LONG TERM GOVERNMENT BOND YIELDS

UNITED STATES	MARCH 27	13.27
GERMANY	MARCH 20	9.98
JAPAN (MONTHLY)	FEB.	8.79
SWITZERLAND	MARCH 13	5.43
CANADA	MARCH 20	13.05
FRANCE	FEB. 6	14.71
NETHERLANDS	MARCH 6	11.29
UNITED KINGDOM	MARCH 27	11.25

U.S. CORPORATE

AAA BONDS	FEB.	13.35
EURO-DM BONDS	DEC.	6.63
EURO-DOLLAR BONDS	JAN.	11.94

CHART 10. INDUSTRIAL STOCK INDICES

UNITED STATES	MARCH 27	142.58
JAPAN	MARCH 27	350.33
FRANCE	MARCH 6	150.80
UNITED KINGDOM	MARCH 27	120.87
SWITZERLAND	MARCH 27	74.82
GERMANY	MARCH 20	96.08

# FEDERAL RESERVE statistical release



H. 10 (512)

APRIL 8, 1981

## FOREIGN EXCHANGE RATES

FOR THE WEEK ENDING APRIL 3, 1981

The Board of Governors of the Federal Reserve System is advised that the Federal Reserve Bank of New York has certified for customs purposes the following noon buying rate in New York City for cable transfers payable in foreign currencies:

COUNTRY	MONETARY UNIT	(RATE U.S. CENTS)				
		MAR. 30	MAR. 31	APR. 1	APR. 2	APR. 3
AUSTRALIA	DOLLAR	116.2700	116.6900	116.3800	116.1700	115.8700
AUSTRIA	SCHILLING	6.64894	6.71930	6.74764	6.69344	6.63900
BELGIUM	FRANC	2.89855	2.88184	2.90867	2.89519	2.86615
CANADA	DOLLAR	84.2603	84.2247	84.4952	84.6096	84.4737
DENMARK	KRONE	15.1286	15.0602	15.1057	15.0716	14.9611
FINLAND	MARKKA	24.6184	24.6366	24.6792	24.6063	NA
FRANCE	FRANC	20.2429	20.0100	20.1613	20.0642	19.9302
GERMANY	D. MARK	47.6758	47.3821	47.6758	47.3597	47.0146
INDIA	RUPEE	12.0340	12.0920	12.0920	12.0920	12.0340
IRELAND	POUND	171.2500	173.1000	173.2000	173.0000	171.3000
ITALY	LIRA	0.09533	0.09479	0.09551	0.09506	0.09452
JAPAN	YEN	0.47304	0.47337	0.47081	0.46773	0.46904
MALAYSIA	DOLLAR	43.7254	43.8212	43.8212	43.6872	43.6110
MEXICO	PESO	4.2017	4.2017	4.2052	4.2017	4.2034
NETHERLANDS	GUILDER	43.0663	42.7168	43.1034	42.7168	42.4448
NEW ZEALAND	DOLLAR	91.6400	91.5500	91.6000	91.2000	90.7000
NORWAY	KRONE	18.5701	18.5529	18.5977	18.5460	18.4774
PORTUGAL	ESCUDO	1.7528	1.7606	1.7621	1.7606	1.7437
SOUTH AFRICA	RAND	124.7700	125.1000	125.0700	124.6000	125.9500
SPAIN	PESETA	1.1585	1.1710	1.1767	1.1682	1.1561
SRI LANKA	RUPEE	5.5249	5.5249	5.5249	5.5249	5.5494
SWEDEN	KRONA	21.7391	21.6920	21.7794	21.7391	21.5866
SWITZERLAND	FRANC	52.3013	51.8672	52.1785	51.9615	51.4801
UNITED KINGDOM	POUND	223.7500	223.2500	224.6000	221.8000	219.5000