

(516/517)

2113

Selected Interest & Exchange Rates

Weekly Series of Charts

February 9, 1981

**Prepared by the
FINANCIAL MARKETS
SECTION**

**DIVISION OF
INTERNATIONAL FINANCE**

**BOARD OF GOVERNORS
FEDERAL RESERVE SYSTEM
Washington, D.C. 20551**

Table of Contents

TABLES

1. LATEST FIGURES PLOTTED
2. DAILY CERTIFIED SPOT EXCHANGE RATES--
H.10 RELEASE

CHARTS

1. SPOT EXCHANGE RATE INDICES
2. 3-MONTH FORWARD EXCHANGE RATES
3. GOLD PRICE--LONDON
4. CALL MONEY RATES
5. 3-MONTH INTEREST RATES
6. EURO-DOLLAR DEPOSIT RATES
7. SELECTED EURO-DOLLAR AND
U.S. MONEY MARKET RATES
8. INTEREST ARBITRAGE: 3-MONTH FUNDS
9. LONG-TERM GOVERNMENT BOND YIELDS
10. INDUSTRIAL STOCK INDICES

SUBSCRIPTION RATES:

Weekly \$15.00 per year or \$.40 each in the United States, its possessions, Canada, and Mexico; 10 or more of the same issue to one address, \$13.50 per year or \$.35 each. Elsewhere, \$20.00 per year or \$.50 each. Address requests to Publications Services, Division of Administrative Services, and make payment remittance payable to the order of the Board of Governors of the Federal Reserve System in a form collectible at par in U.S. Currency.

CHART 1
SPOT EXCHANGE INDICES
 DOLLAR PRICES OF FOREIGN CURRENCIES AND WEIGHTED AVERAGE VALUES (THIN LINE)
 AVERAGES FOR WEEK ENDING WEDNESDAY

RATIO SCALE
 MARCH 1973=100

RATIO SCALE
 MARCH 1973=100

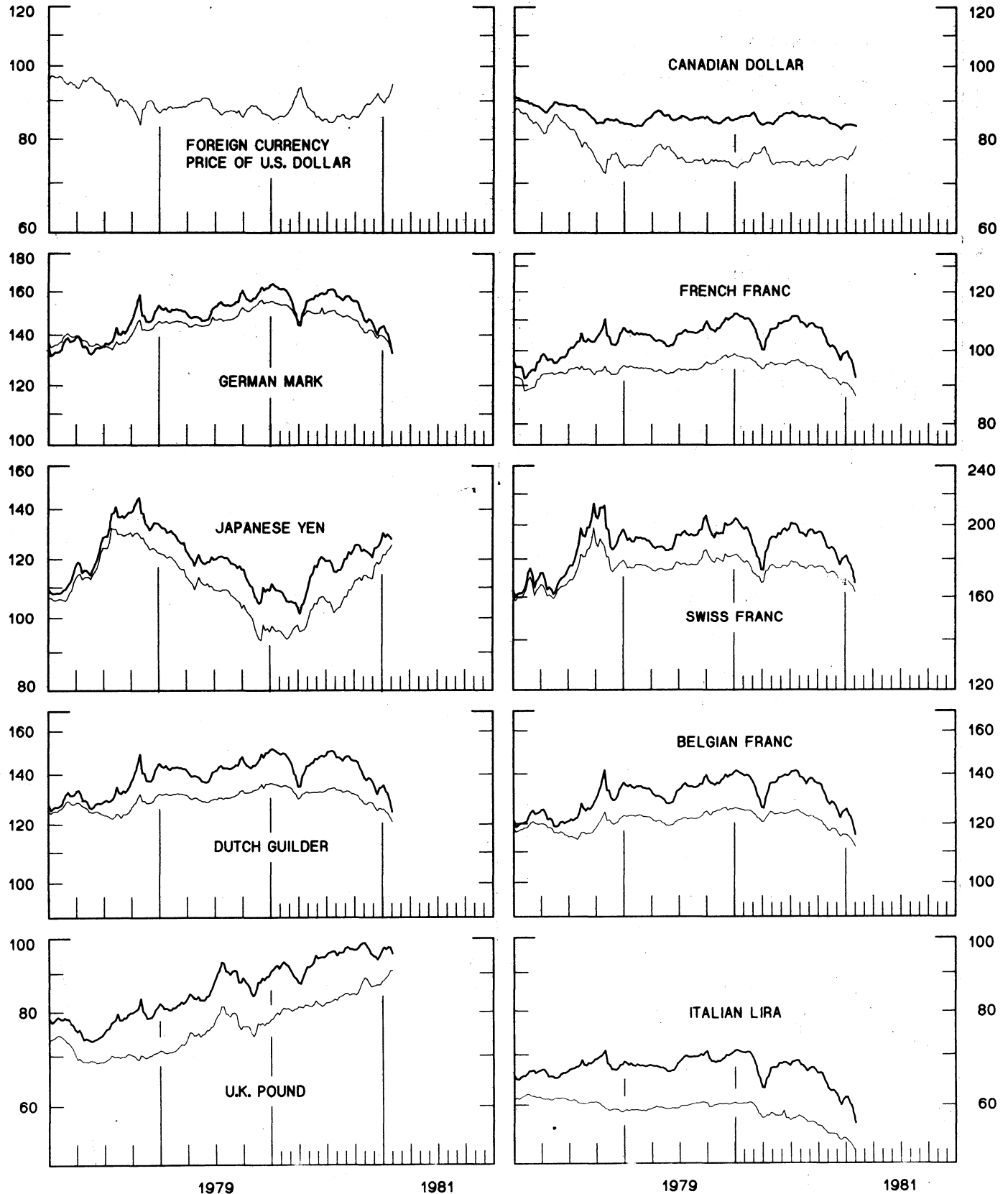
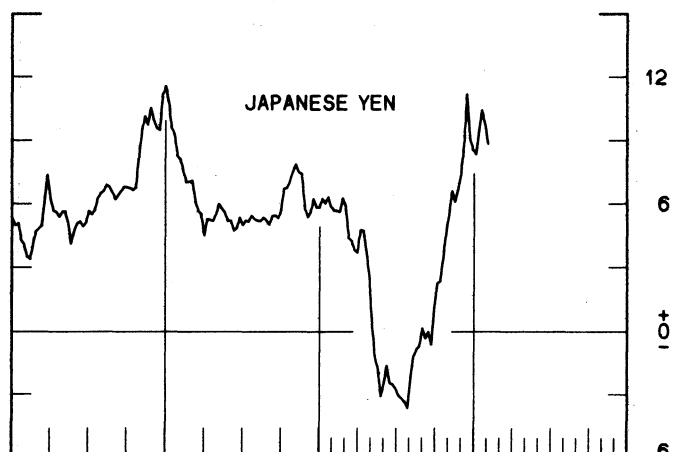
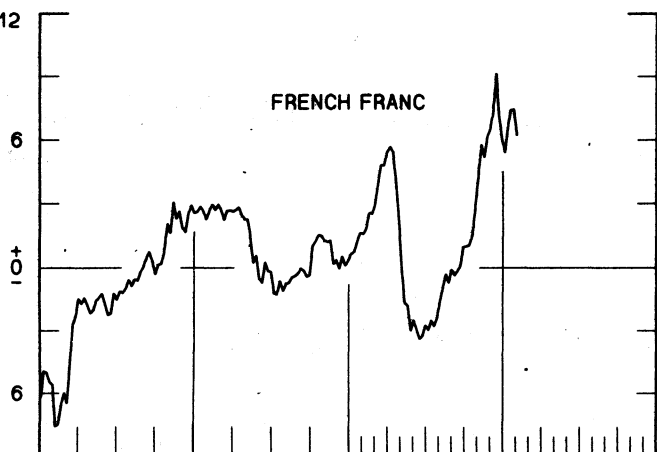
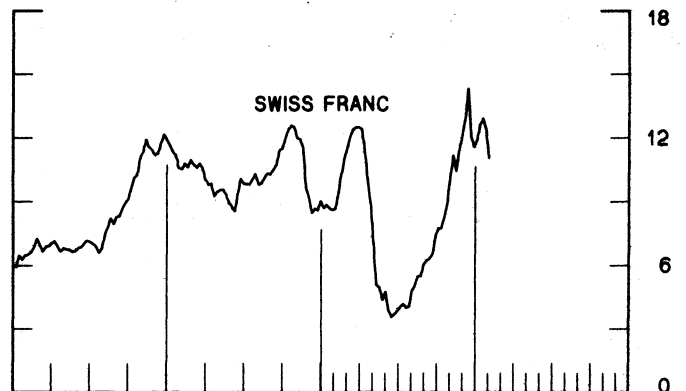
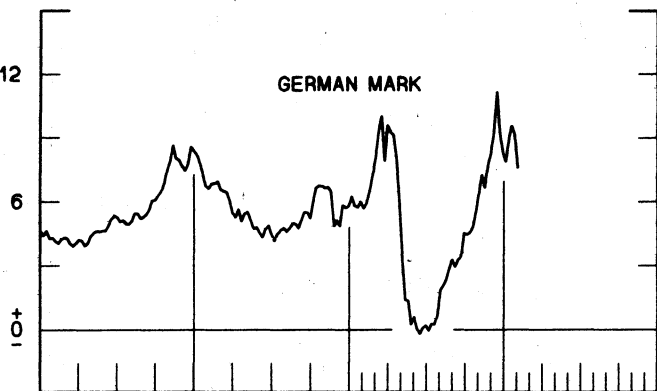
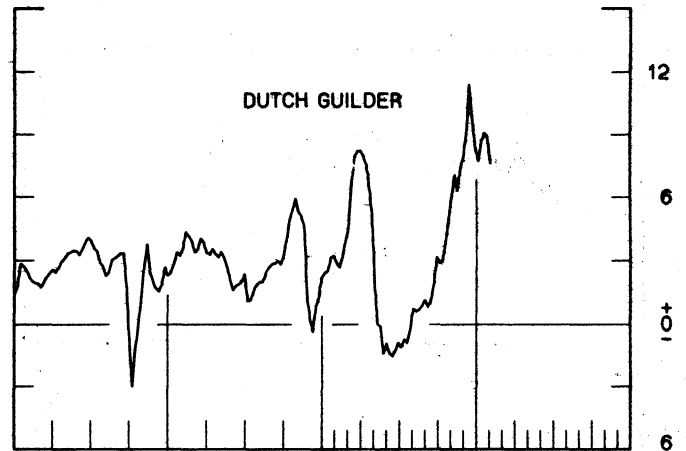
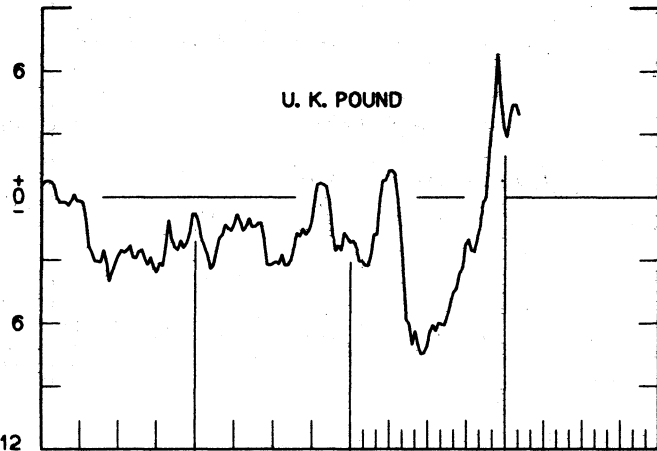
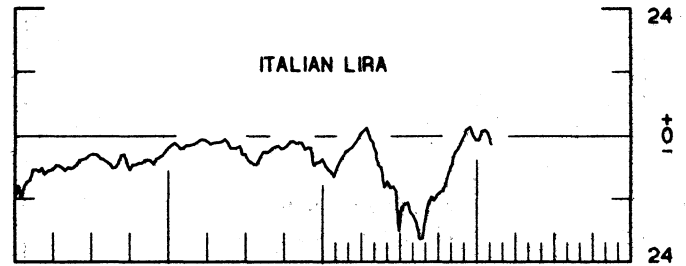
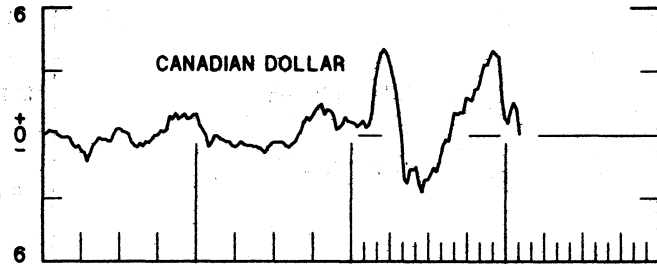


CHART 2
3-MONTH FORWARD EXCHANGE RATES
 PREMIUM (+) OR (-)
 AVERAGES FOR WEEK ENDING WEDNESDAY

PERCENT PER ANNUM

PERCENT PER ANNUM



1979

1981

1979

1981

CHART 3
PRICE OF GOLD IN LONDON
AVERAGES FOR WEEK ENDING WEDNESDAY

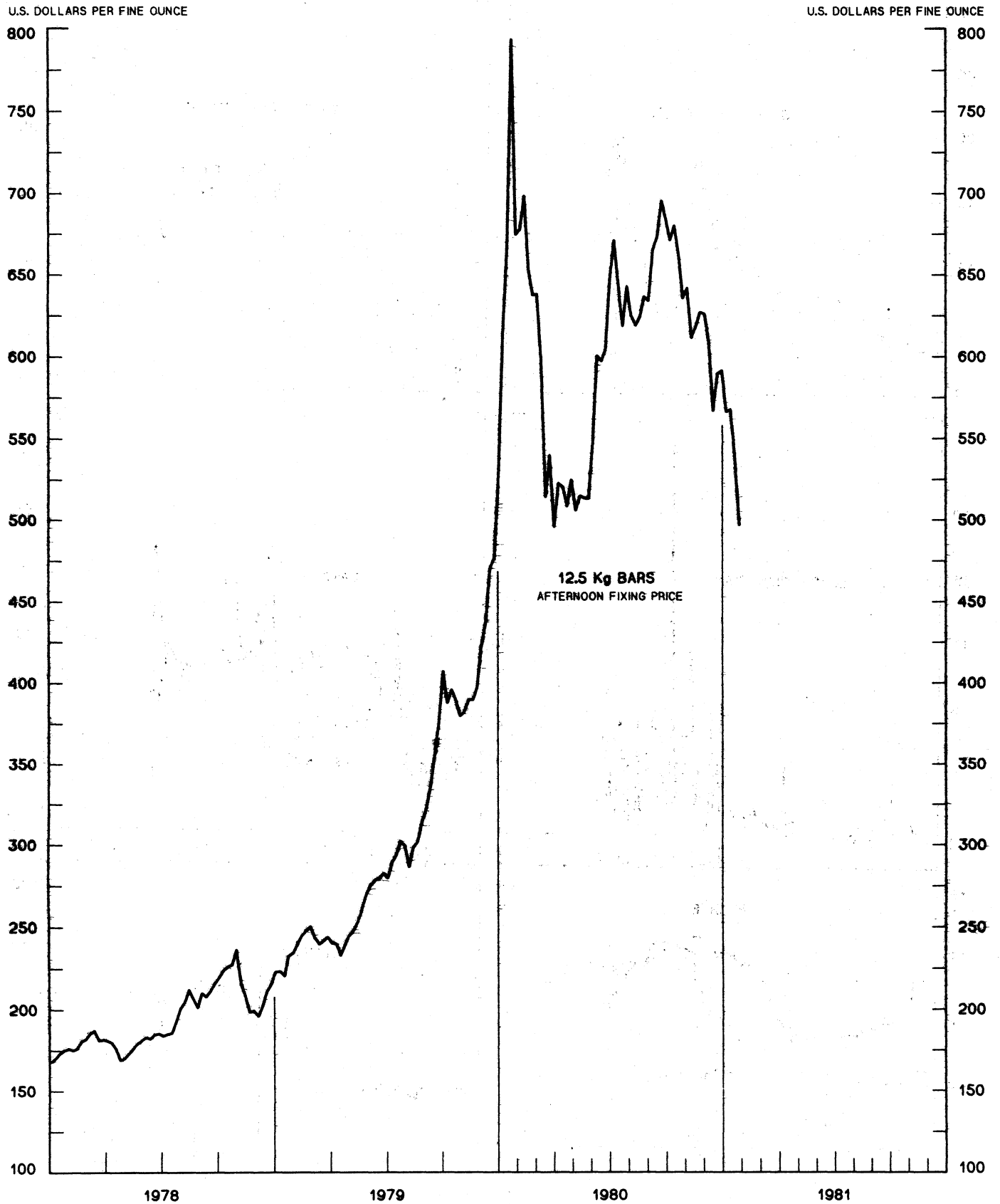


CHART 4
CALL MONEY RATES
 WEEKLY SERIES

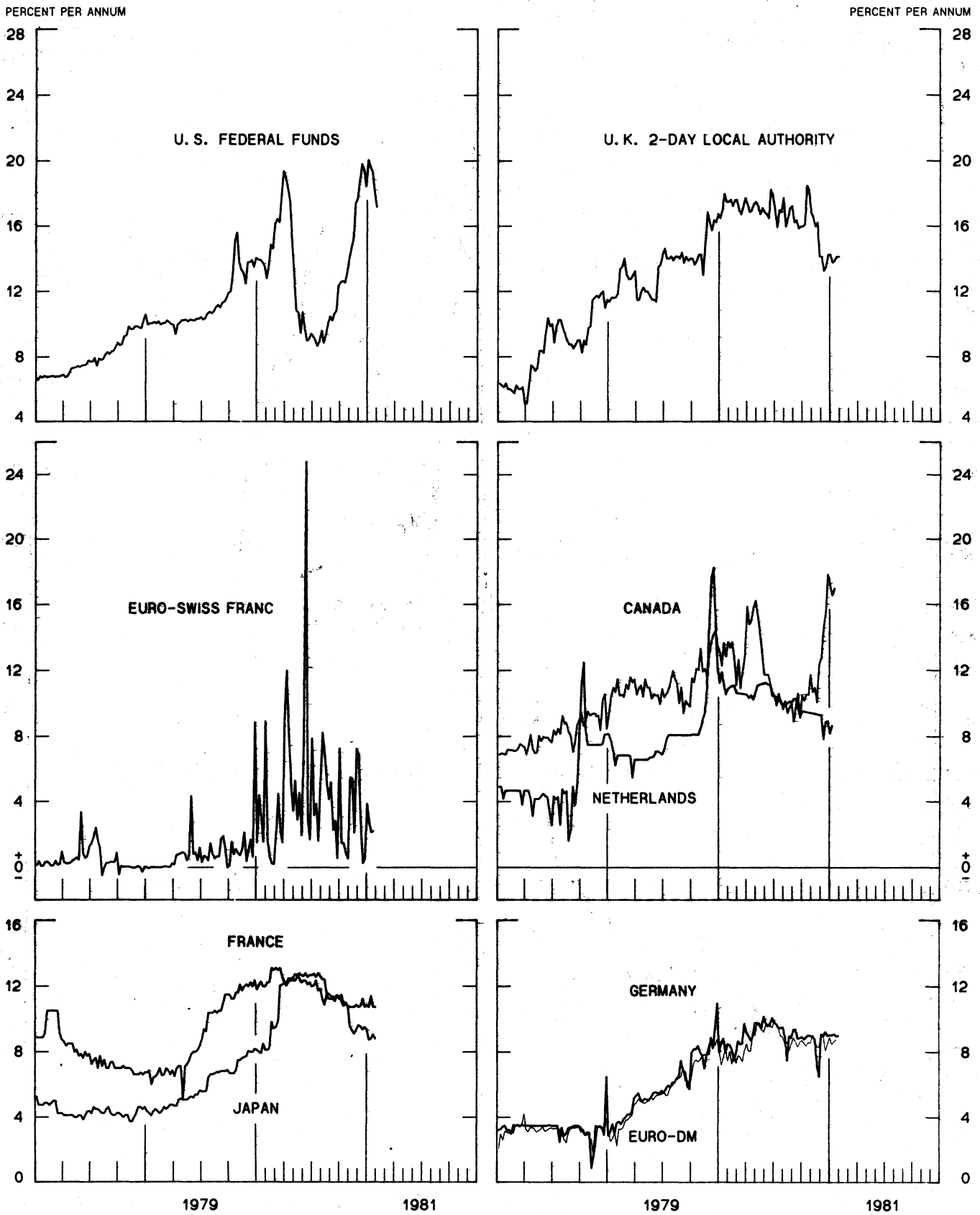


CHART 5
3-MONTH INTEREST RATES
 WEEKLY SERIES

PERCENT PER ANNUM

PERCENT PER ANNUM

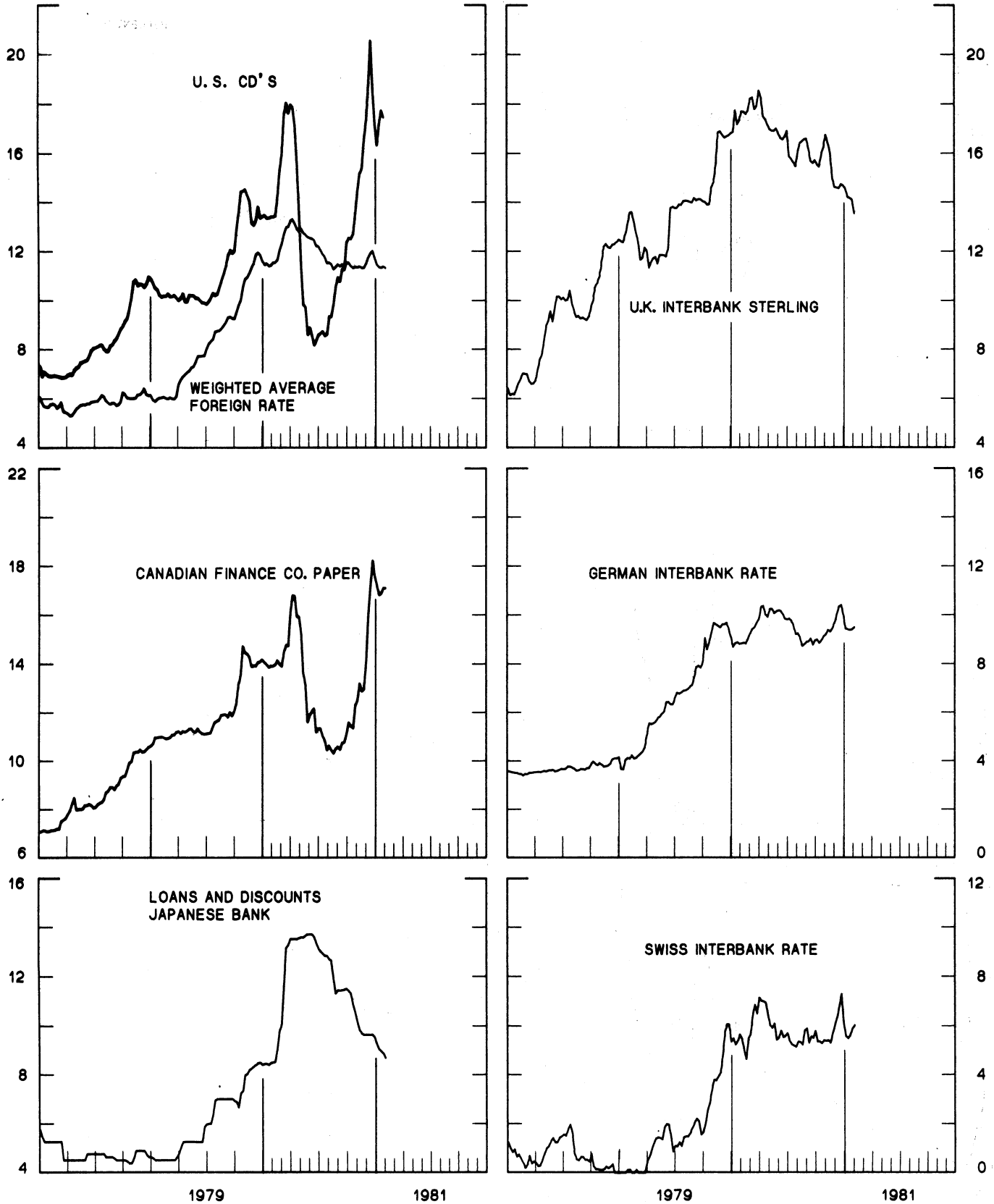


CHART 6
EURO-DOLLAR DEPOSIT RATES LONDON
 AVERAGES FOR WEEK ENDING WEDNESDAY

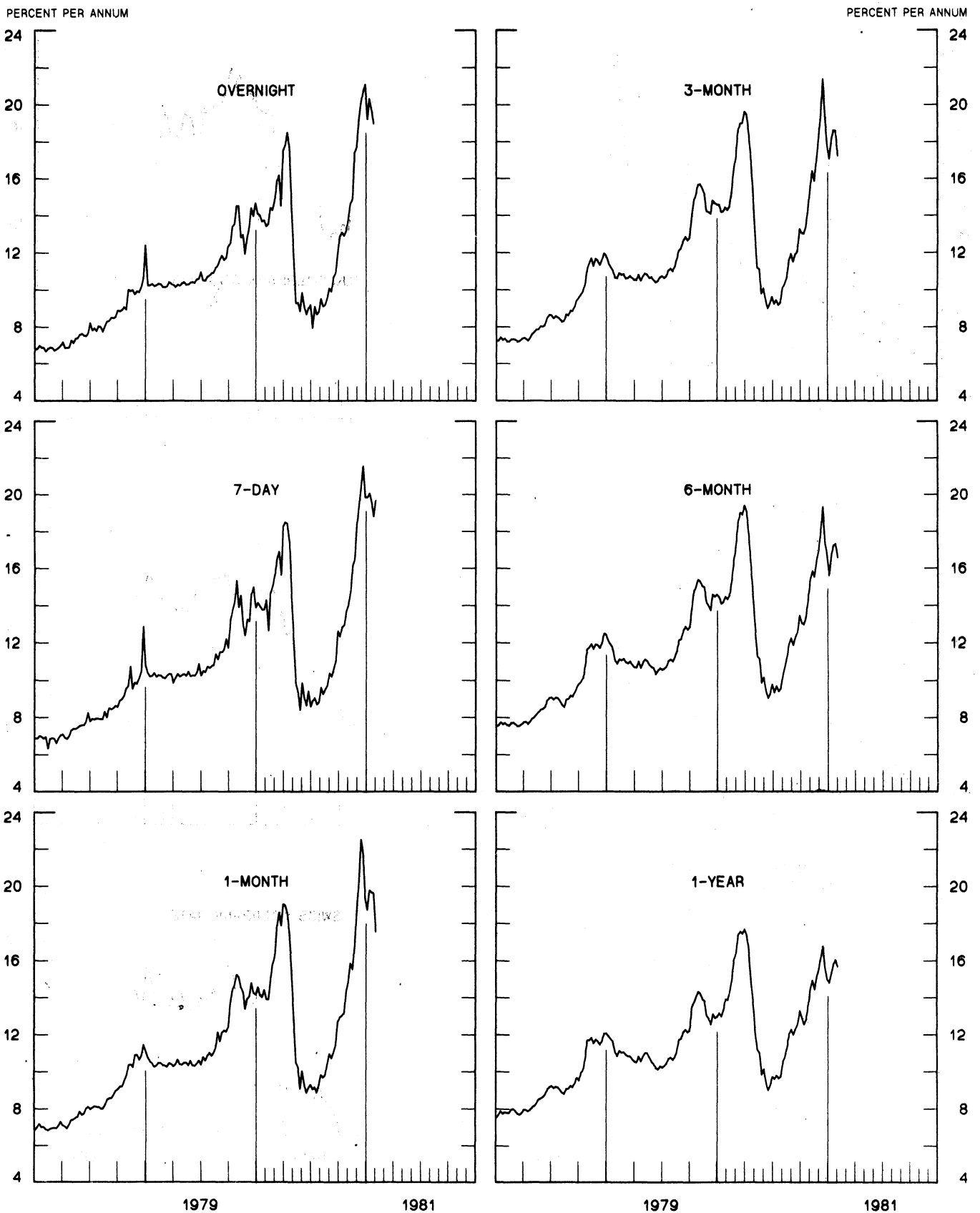
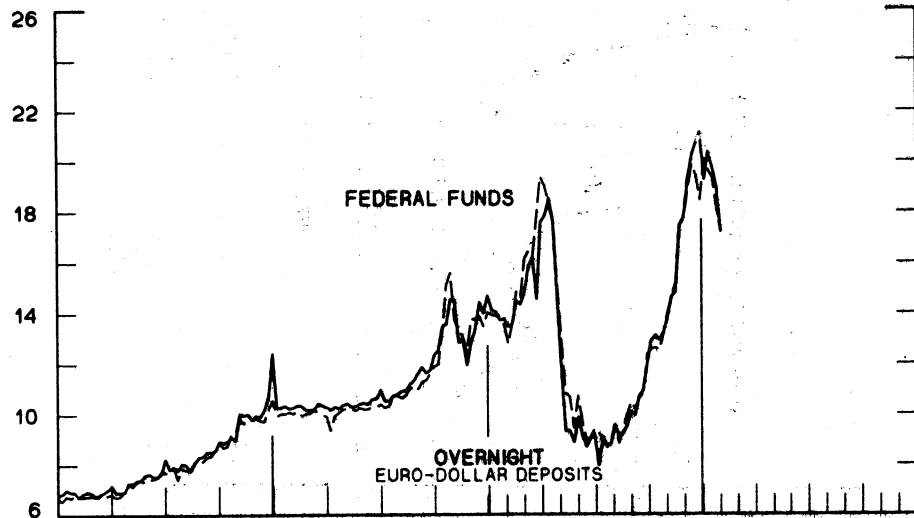


CHART 7

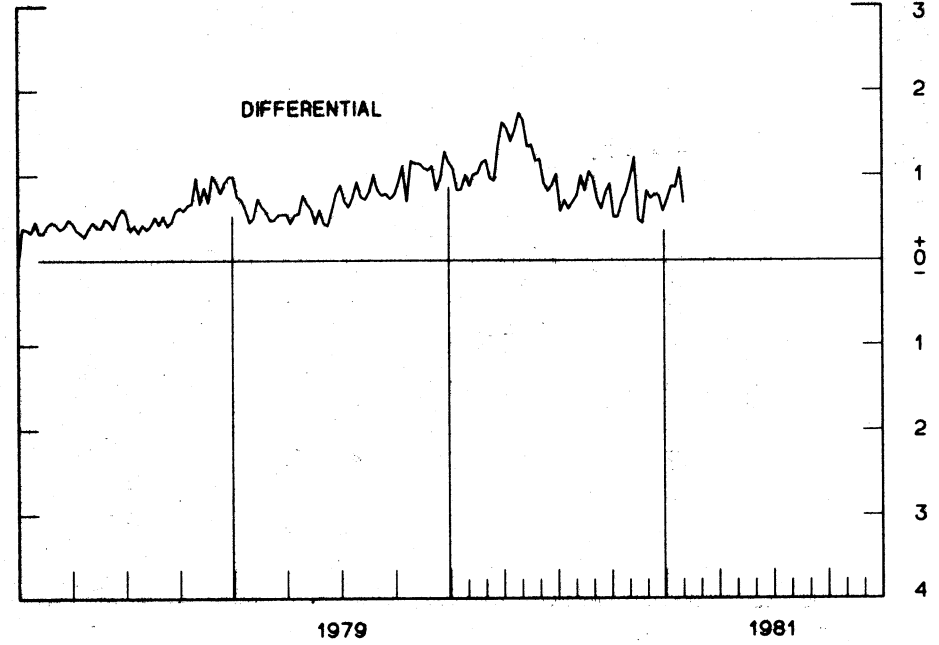
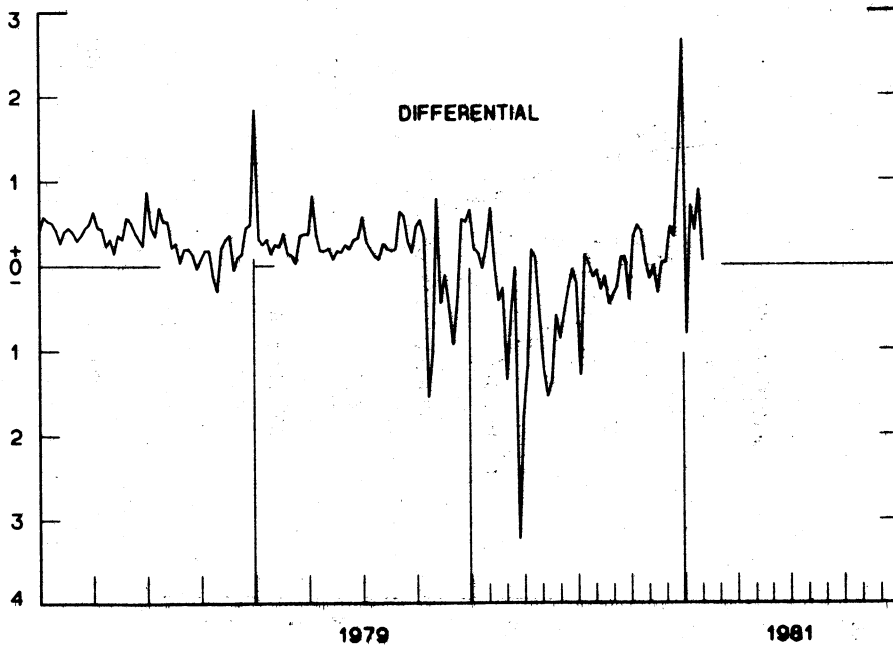
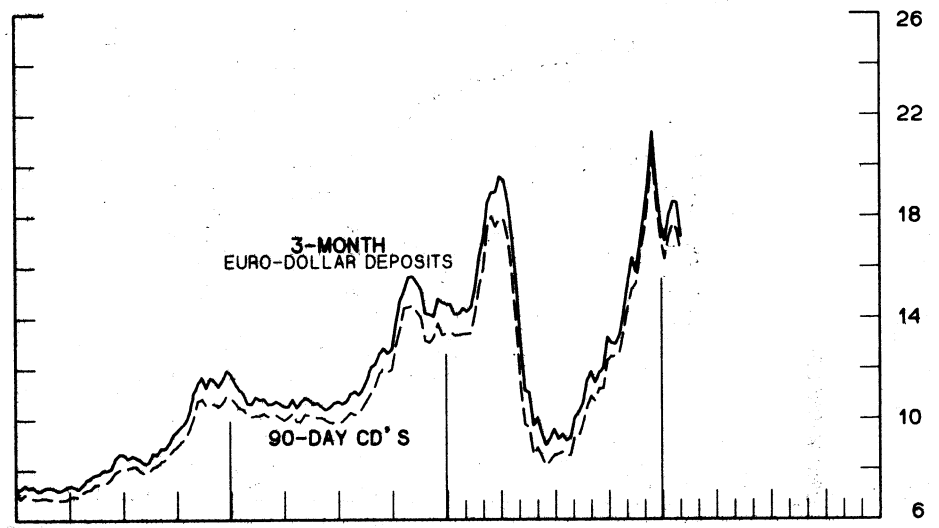
SELECTED EURO-DOLLAR AND U. S. MONEY MARKET RATES

DIFFERENTIAL: PLUS(+), FAVORS BORROWING IN U. S.
AVERAGES FOR WEEK ENDING WEDNESDAY

PERCENT PER ANNUM



PERCENT PER ANNUM



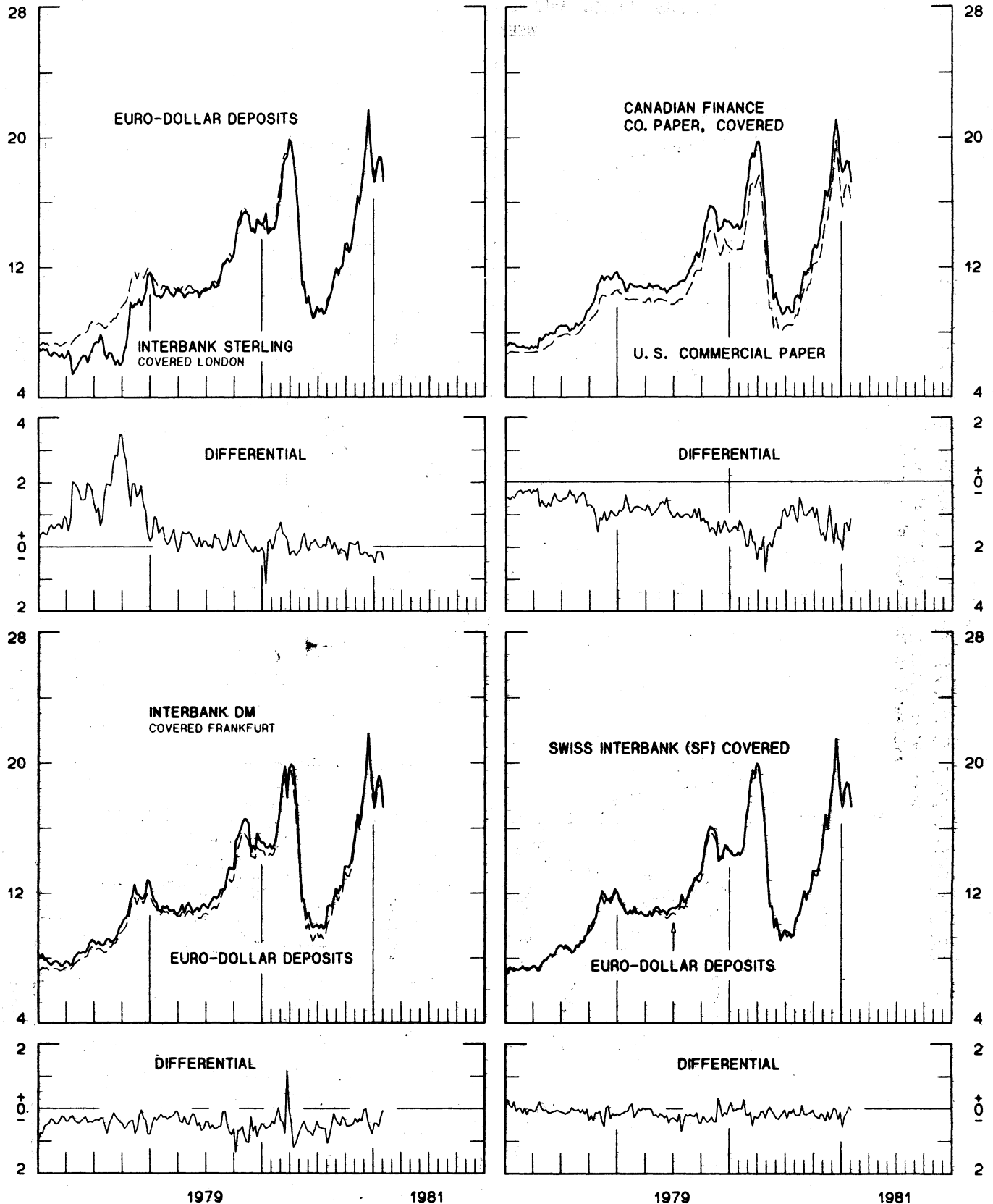
1 PERCENT ON DIFFERENTIAL SCALE = 2 PERCENT ON RATE SCALE

INTEREST ARBITRAGE: 3-MONTH FUNDS

DIFFERENTIAL: PLUS(+), INDICATES FAVOR DOLLAR ASSETS
AVERAGES FOR WEEK ENDING WEDNESDAY

PERCENT PER ANNUM

PERCENT PER ANNUM



1 PERCENT ON DIFFERENTIAL SCALE = 2 PERCENT ON RATE SCALE

CHART 9
LONG-TERM GOVERNMENT BOND YIELDS
 WEEKLY SERIES

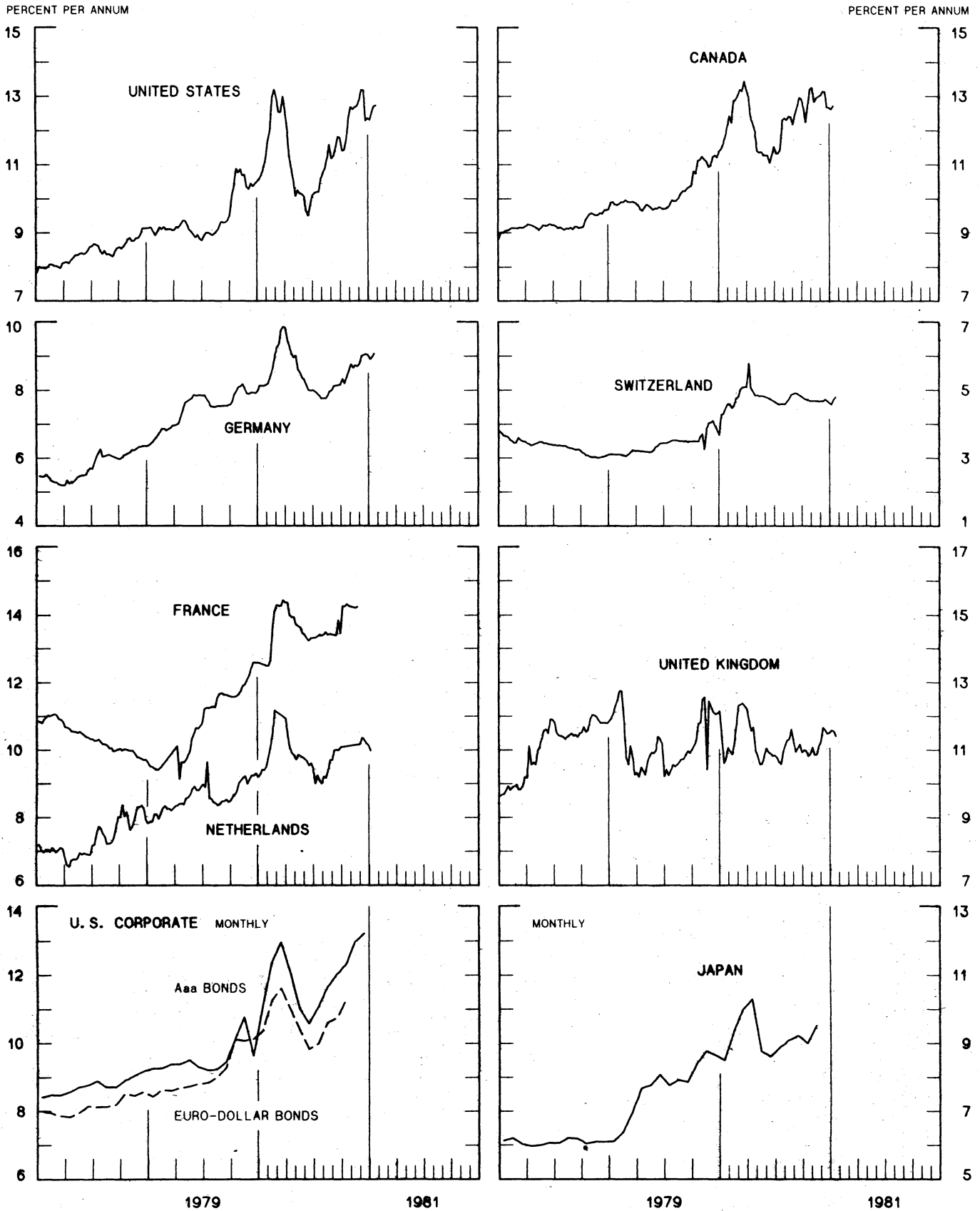
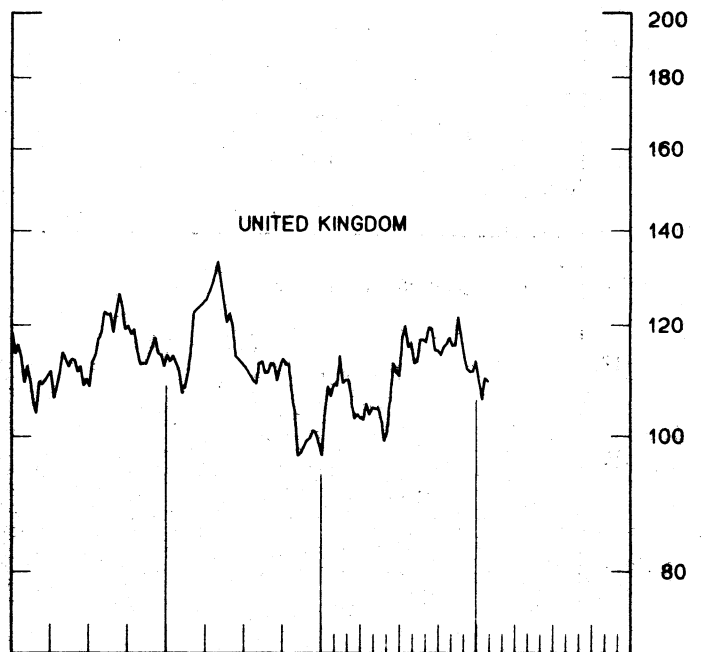
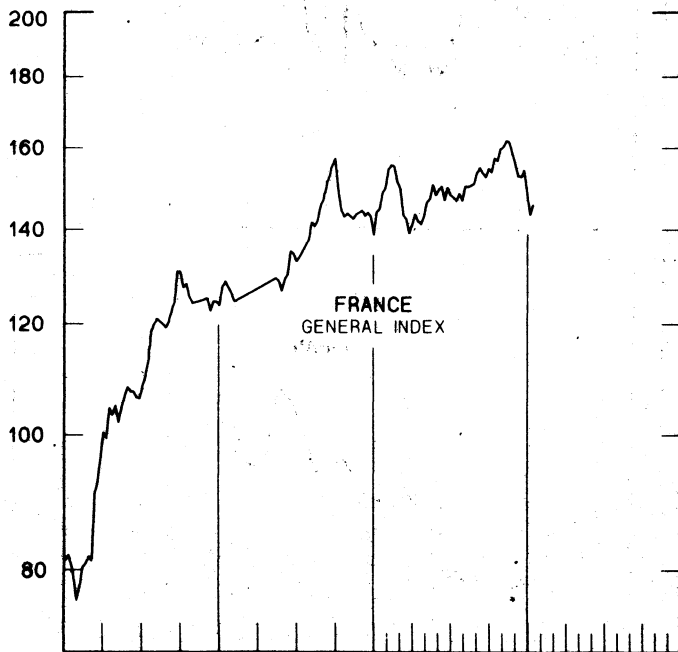
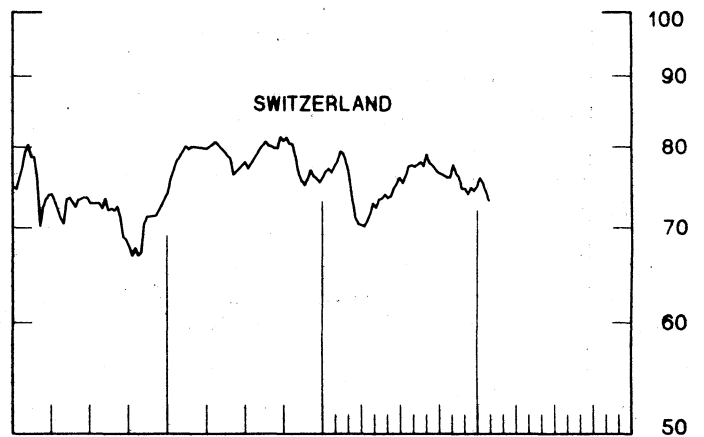
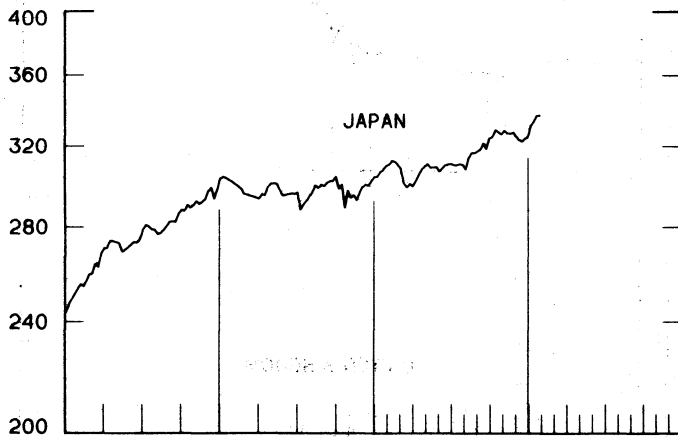
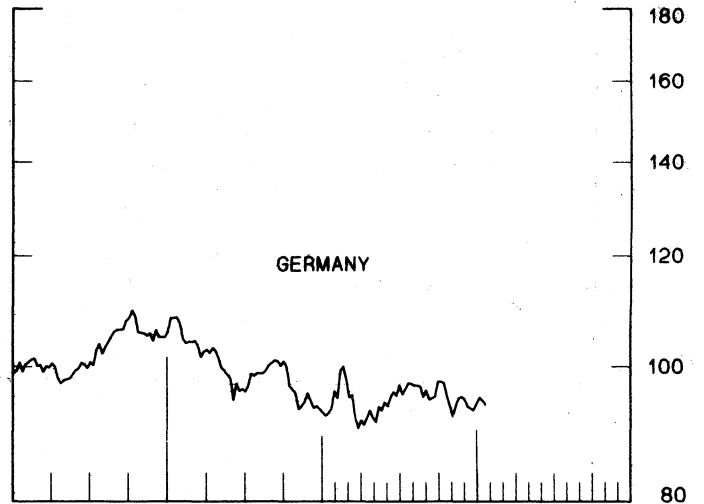
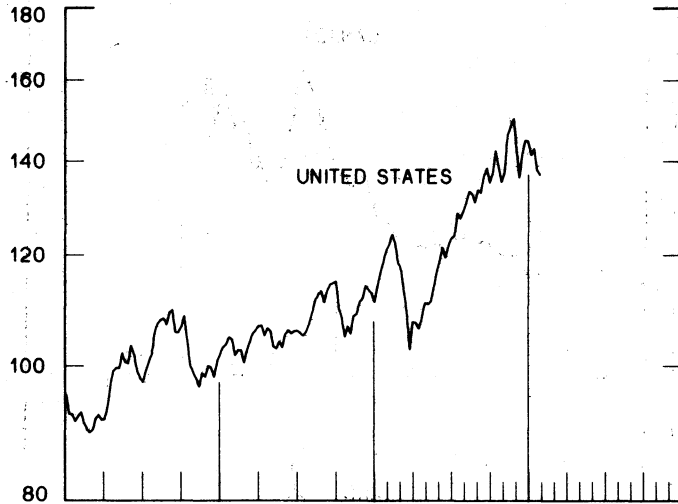


CHART 10
INDUSTRIAL STOCK INDICES
 WEEKLY SERIES

RATIO SCALE
 1969=100

RATIO SCALE
 1969=100



1979

1981

1979

1981

SERIES NAME

LAST VALUE PLOTTED
DATE VALUE

CHART 1. SPOT EXCHANGE RATES AND INDICES

WEEKLY AVERAGES, NOON BUYING RATES (U.S. CENTS)

GERMAN MARK	FEB.	4	47.19
JAPANESE YEN	FEB.	4	0.48955
DUTCH GUILDER	FEB.	4	43.51
U.K. PCUND	FEB.	4	236.36
CANADIAN DOLLAR	FEB.	4	83.63
FRENCH FRANC	FEB.	4	20.48
SWISS FRANC	FEB.	4	52.04
BELGIAN FRANC	FEB.	4	2.94306
ITALIAN LIRA	FEB.	4	0.09954

INDICES, MARCH 1973 BASE RATES = 100

GERMAN MARK	FEB.	4	132.75
JAPANESE YEN	FEB.	4	128.18
DUTCH GUILDER	FEB.	4	124.91
U.K. POUND	FEB.	4	95.60
CANADIAN DOLLAR	FEB.	4	83.35
FRENCH FRANC	FEB.	4	92.30
SWISS FRANC	FEB.	4	167.43
BELGIAN FRANC	FEB.	4	115.97
ITALIAN LIRA	FEB.	4	56.54

WEIGHTED AVERAGE EXCHANGE VALUE INDICES, MAR 1973 = 100
(G-10 CCOUNTRIES PLUS SWITZERLAND)

U.S. DOLLAR	FEB.	4	94.78
GERMAN MARK	FEB.	4	133.43
JAPANESE YEN	FEB.	4	125.96
DUTCH GUILDER	FEB.	4	121.27
U.K. POUND	FEB.	4	90.82
CANADIAN DOLLAR	FEB.	4	78.53
FRENCH FRANC	FEB.	4	87.25
SWISS FRANC	FEB.	4	162.71
BELGIAN FRANC	FEB.	4	111.80
ITALIAN LIRA	FEB.	4	51.73
SWEDISH KRCNA	FEB.	4	92.60

CHART 2. 3-MONTH FORWARD EXCHANGE RATES, PREMIUM OR DISCOUNT

CANADIAN DOLLAR	FEB.	4	0.07
U.K. POUND	FEB.	4	3.98
GERMAN MARK	FEB.	4	7.62
FRENCH FRANC	FEB.	4	6.26
SWISS FRANC	FEB.	4	11.07
DUTCH GUILDER	FEB.	4	7.67
JAPANESE YEN	FEB.	4	8.86
ITALIAN LIRA	FEB.	4	-1.56

SERIES NAME	LAST VALUE PLOTTED	
	DATE	VALUE
CHART 3. GCLD PRICE IN LONDON, AFTERNOON FIXING		
U.S. DOLLARS PER FINE OUNCE	FEB. 4	497.00
CHART 4. CALL MONEY RATES		
U.S. FEDERAL FUNDS	FEB. 4	17.19
OVERNIGHT EURO-DOLLAR DEPOSITS	FEB. 4	17.24
U.K. 2-DAY LOCAL AUTHORITY DEPOSITS	JAN. 30	14.13
CANADA	JAN. 16	17.00
GERMANY	JAN. 30	9.00
EURO-DM	JAN. 23	8.81
JAPAN	JAN. 30	8.81
FRANCE	JAN. 30	10.75
NETEERLANDS	JAN. 9	8.70
EURC-SWISS FRANC	JAN. 23	2.20
CHART 5. 3-MONTH INTEREST RATES		
U.S. 90-DAY CD'S, SECONDARY MARKET	FEB. 4	16.55
GERMAN INTERBANK LOAN	FEB. 4	9.48
JAPANESE BANK LOANS & DISCOUNTS	FEB. 4	8.69
CANADIAN FINANCE PAPER	FEB. 4	17.08
INTERBANK STERLING	FEB. 4	13.54
SWISS INTERBANK LOAN	FEB. 4	6.02
WEIGHTED AVERAGE FOREIGN INTEREST RATE (G-10 COUNTRIES PLUS SWITZERLAND)	FEB. 4	11.33
CHART 6. EURO-DOLLAR DEPOSIT RATES: LONDON		
OVERNIGHT	FEB. 4	17.24
7-DAY	FEB. 4	19.70
1-MCNTH	FEB. 4	17.56
3-MCNTH	FEB. 4	17.23
6-MONTH	FEB. 4	16.59
1-YEAR	FEB. 4	15.68
CHART 7. SELECTED EURO-DOLLAR AND U.S. MONEY MARKET RATES		
OVERNIGHT EURO-DOLLAR DEPOSITS	FEB. 4	17.24
U.S. FEDERAL FUNDS	FEB. 4	17.19
DIFFERENTIAL ADJ. FOR RESERVE REQUIREMENTS	FEB. 4	0.05
3-MCNTH EURO-DOLLAR DEPOSIT RATE	FEB. 4	17.23
U.S. 90-DAY CD'S, SECONDARY MARKET	FEB. 4	16.55
DIFFERENTIAL	FEB. 4	0.68

SERIES NAME

LAST VALUE PLOTTED
DATE VALUE

CHART 8. INTEREST ARBITRAGE, 3-MONTH FUNDS

EURC-DOLLAR DEPOSIT	FEB. 4	17.23
INTERBANK STERLING (LONDON), COVERED	FEB. 4	17.65
DIFFERENTIAL	FEB. 4	-0.42
U.S. COMMERCIAL PAPER	FEB. 4	15.98
CANADIAN FINANCE PAPER, COVERED	FEB. 4	17.15
DIFFERENTIAL	FEB. 4	-1.17
EURC-DOLLAR DEPOSIT	FEB. 4	17.23
INTERBANK DM (FRANKFURT), COVERED	FEB. 4	17.28
DIFFERENTIAL	FEB. 4	-0.06
EURC-DOLLAR DEPOSIT	FEB. 4	17.23
SWISS INTERBANK, COVERED	FEB. 4	17.26
DIFFERENTIAL	FEB. 4	-0.03


CHART 9. LONG TERM GOVERNMENT BOND YIELDS

UNITED STATES	JAN. 30	12.74
GERMANY	JAN. 23	9.09
JAPAN (MONTHLY)	NOV.	9.52
SWITZERLAND	JAN. 23	4.80
CANADA	JAN. 16	12.73
FRANCE	NOV. 28	14.24
NETHERLANDS	JAN. 9	9.98
UNITED KINGDOM	JAN. 23	11.40
U.S. CORPORATE		
AAA BONDS	DEC.	13.21
EURC-DM BONDS	DEC.	6.63
EURO-DOLLAR BONDS	OCT.	11.27

CHART 10. INDUSTRIAL STOCK INDICES

UNITED STATES	JAN. 30	137.11
JAPAN	JAN. 30	336.95
FRANCE	JAN. 16	145.80
UNITED KINGDOM	JAN. 30	109.43
SWITZERLAND	JAN. 30	73.22
GERMANY	JAN. 23	94.05

FEDERAL RESERVE statistical release



H. 10 (512)

FEBRUARY 10, 1981

FOREIGN EXCHANGE RATES

FOR THE WEEK ENDING FEBRUARY 6, 1981

The Board of Governors of the Federal Reserve System is advised that the Federal Reserve Bank of New York has certified for customs purposes the following noon buying rate in New York City for cable transfers payable in foreign currencies:

COUNTRY	MONETARY UNIT	(RATE U.S. CENTS)				
		FEB. 2	FEB. 3	FEB. 4	FEB. 5	FEB. 6
AUSTRALIA	DOLLAR	116.9000	116.4200	116.6600	116.5600	116.5600
AUSTRIA	SCHILLING	6.70916	6.56922	6.63570	6.58762	6.58111
BELGIUM	FRANC	2.93945	2.91886	2.94724	2.90444	2.91630
CANADA	DOLLAR	83.7451	83.5352	83.6541	83.5352	83.6051
DENMARK	KRONE	15.3374	15.1906	15.4261	15.1630	15.2022
FINLAND	MARKKA	25.0188	24.7341	24.9750	24.6184	24.6792
FRANCE	FRANC	20.4436	20.3252	20.5486	20.2184	20.3046
GERMANY	D. MARK	47.1476	46.8384	47.3037	46.5983	46.7181
INDIA	RUPEE	12.2000	12.2700	12.3200	12.2700	12.2500
IRELAND	POUND	176.3000	173.8000	176.4000	174.0000	174.3000
ITALY	LIRA	0.09945	0.09881	0.09950	0.09814	0.09862
JAPAN	YEN	0.49225	0.49008	0.49285	0.49273	0.49068
MALAYSIA	DOLLAR	44.7828	44.6429	44.8229	44.7427	44.7427
MEXICO	PESO	4.2726	4.2699	4.2680	4.2626	4.2553
NETHERLANDS	GUILDER	43.4972	43.1965	43.5920	42.9646	43.0571
NEW ZEALAND	DOLLAR	94.7000	92.3200	94.5500	94.5300	94.3600
NORWAY	KRONE	18.4434	18.3925	18.6081	18.5425	18.4672
PORTUGAL	ESCUDO	1.8018	1.7730	1.7937	1.7809	1.7699
SOUTH AFRICA	RAND	130.9500	130.0800	131.1500	130.7500	130.0000
SPAIN	PESETA	1.2129	1.1891	1.1935	1.1891	1.1772
SRI LANKA	RUPEE	5.5991	5.5991	5.5991	5.5991	5.5991
SWEDEN	KRONA	21.9058	21.7984	21.9974	21.7628	21.7297
SWITZERLAND	FRANC	52.0833	51.6262	52.1921	51.4403	51.4933
UNITED KINGDOM	POUND	234.9000	235.0500	235.6000	234.0500	234.0000