

# Selected Interest & Exchange Rates

## Weekly Series of Charts

**December 8, 1980**

**Prepared by the  
FINANCIAL MARKETS  
SECTION**

**DIVISION OF  
INTERNATIONAL FINANCE**

**BOARD OF GOVERNORS  
FEDERAL RESERVE SYSTEM  
Washington, D.C. 20551**

---

# Table of Contents

## **TABLES**

1. LATEST FIGURES PLOTTED
2. DAILY CERTIFIED SPOT EXCHANGE RATES--  
H.10 RELEASE

## **CHARTS**

1. SPOT EXCHANGE RATE INDICES
2. 3-MONTH FORWARD EXCHANGE RATES
3. GOLD PRICE--LONDON
4. CALL MONEY RATES
5. 3-MONTH INTEREST RATES
6. EURO-DOLLAR DEPOSIT RATES
7. SELECTED EURO-DOLLAR AND  
U.S. MONEY MARKET RATES
8. INTEREST ARBITRAGE: 3-MONTH FUNDS
9. LONG-TERM GOVERNMENT BOND YIELDS
10. INDUSTRIAL STOCK INDICES

## **SUBSCRIPTION RATES:**

Weekly \$15.00 per year or \$.40 each in the United States, its possessions, Canada, and Mexico; 10 or more of the same issue to one address, \$13.50 per year or \$.35 each. Elsewhere, \$20.00 per year or \$.50 each. Address requests to Publications Services, Division of Administrative Services, and make payment remittance payable to the order of the Board of Governors of the Federal Reserve System in a form collectible at par in U.S. Currency.

CHART 1

# SPOT EXCHANGE INDICES

DOLLAR PRICES OF FOREIGN CURRENCIES AND WEIGHTED AVERAGE VALUES (THIN LINE)  
AVERAGES FOR WEEK ENDING WEDNESDAY

RATIO SCALE  
MARCH 1973=100

RATIO SCALE  
MARCH 1973=100

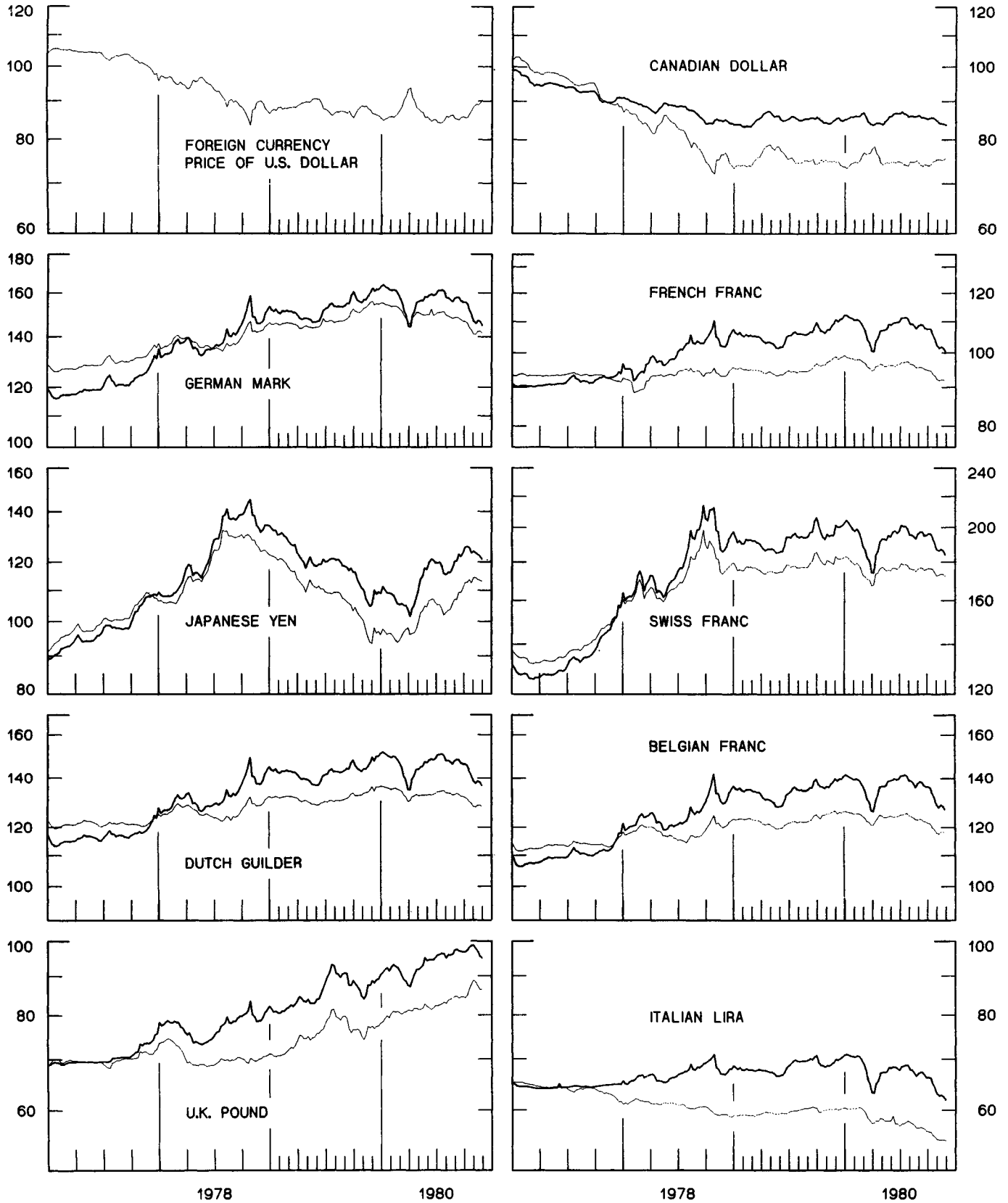


CHART 2  
**3-MONTH FORWARD EXCHANGE RATES**

PREMIUM (+) OR (-)  
 AVERAGES FOR WEEK ENDING WEDNESDAY

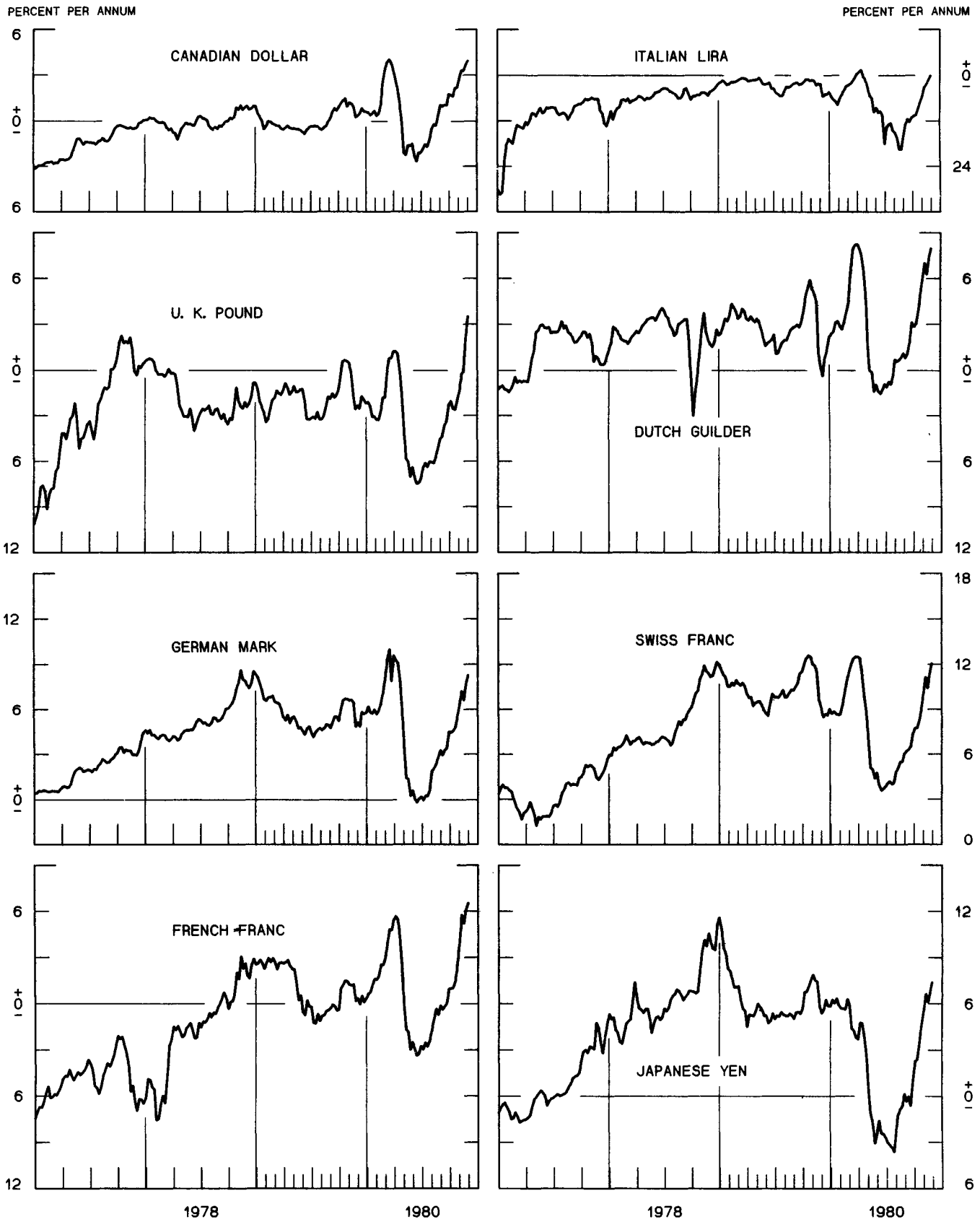
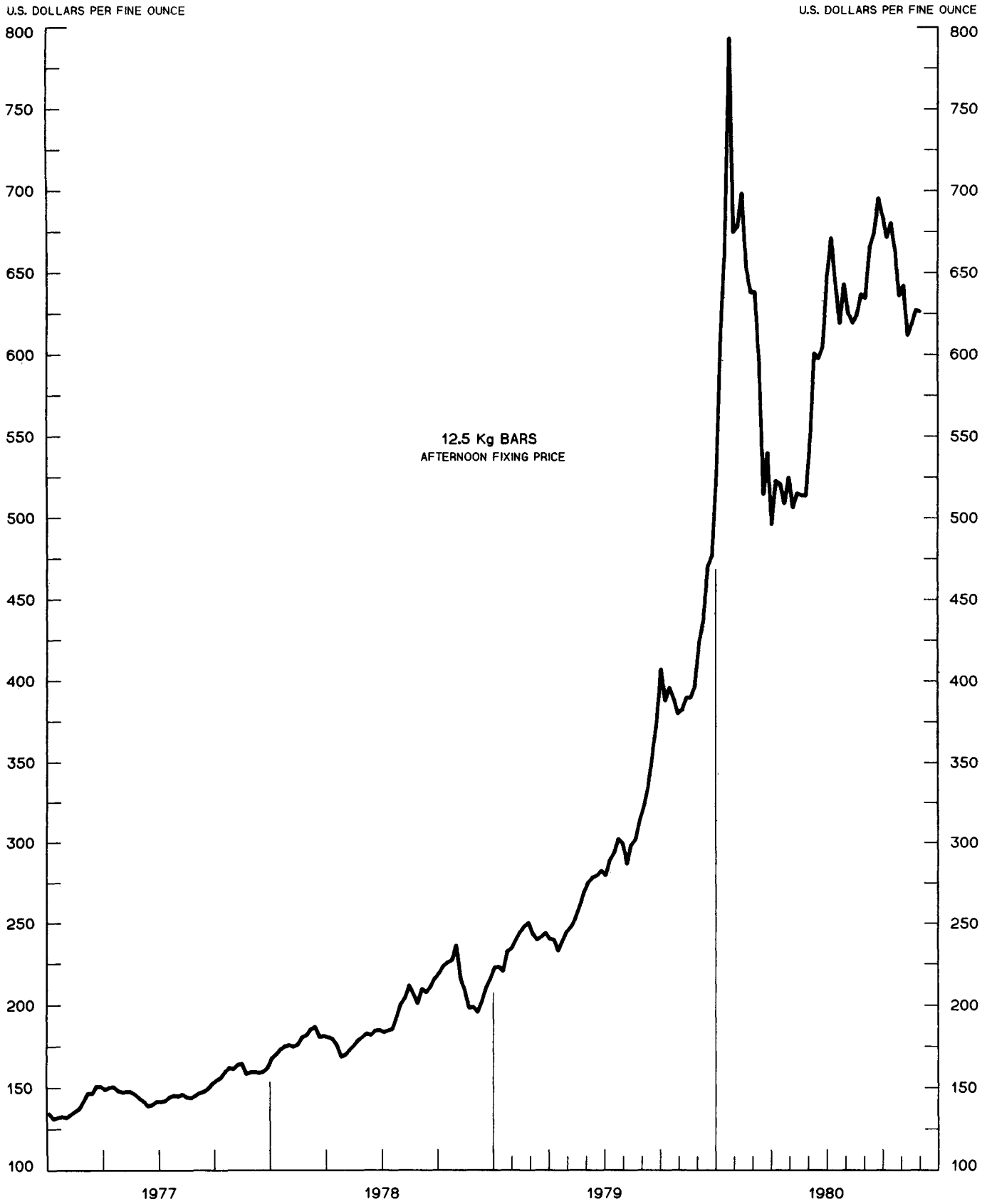


CHART 3  
PRICE OF GOLD IN LONDON  
AVERAGES FOR WEEK ENDING WEDNESDAY



12.5 Kg BARS  
AFTERNOON FIXING PRICE

CHART 4  
**CALL MONEY RATES**  
 WEEKLY SERIES

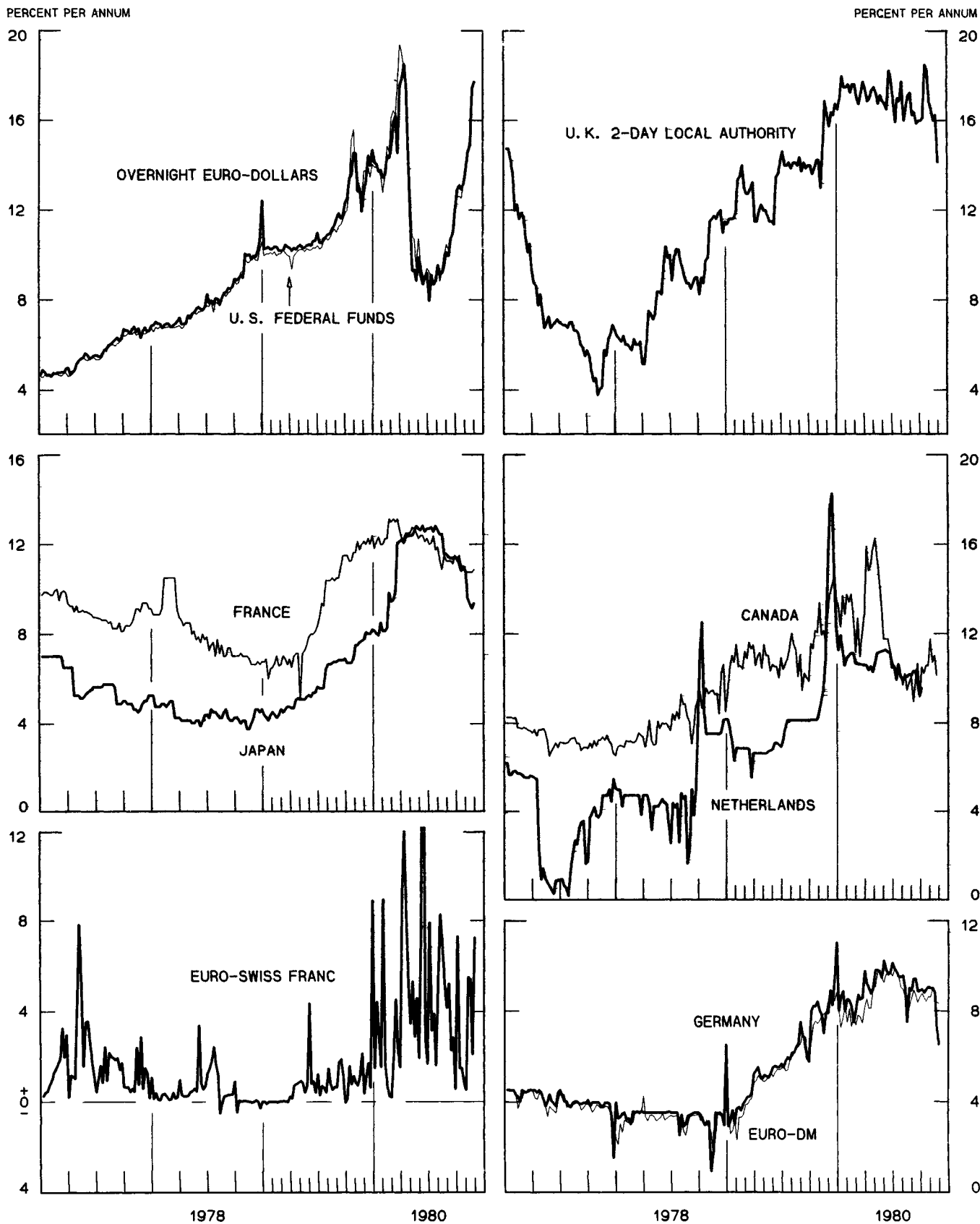


CHART 5  
**3-MONTH INTEREST RATES**  
 WEEKLY SERIES

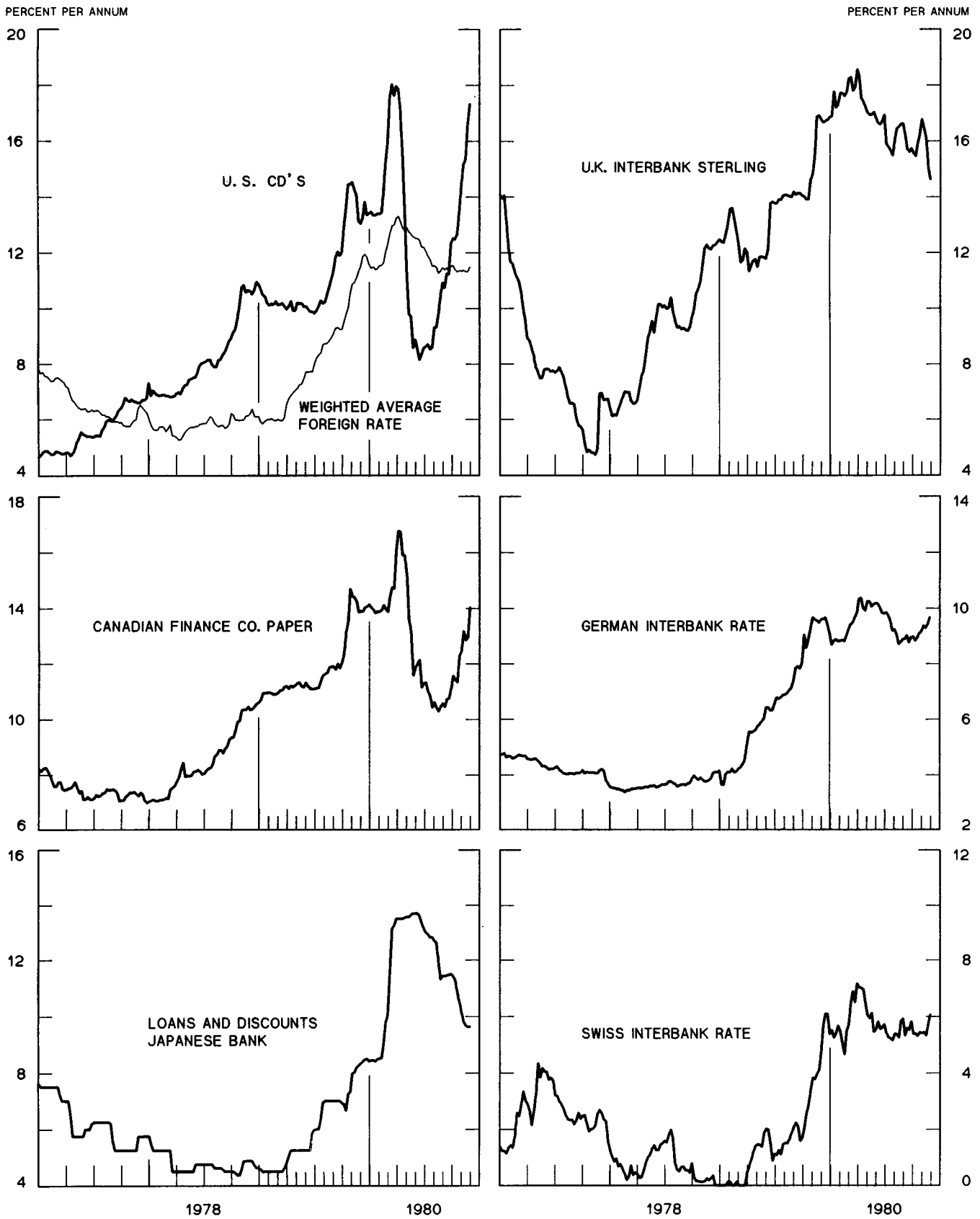


CHART 6  
**EURO-DOLLAR DEPOSIT RATES** LONDON  
AVERAGES FOR WEEK ENDING WEDNESDAY

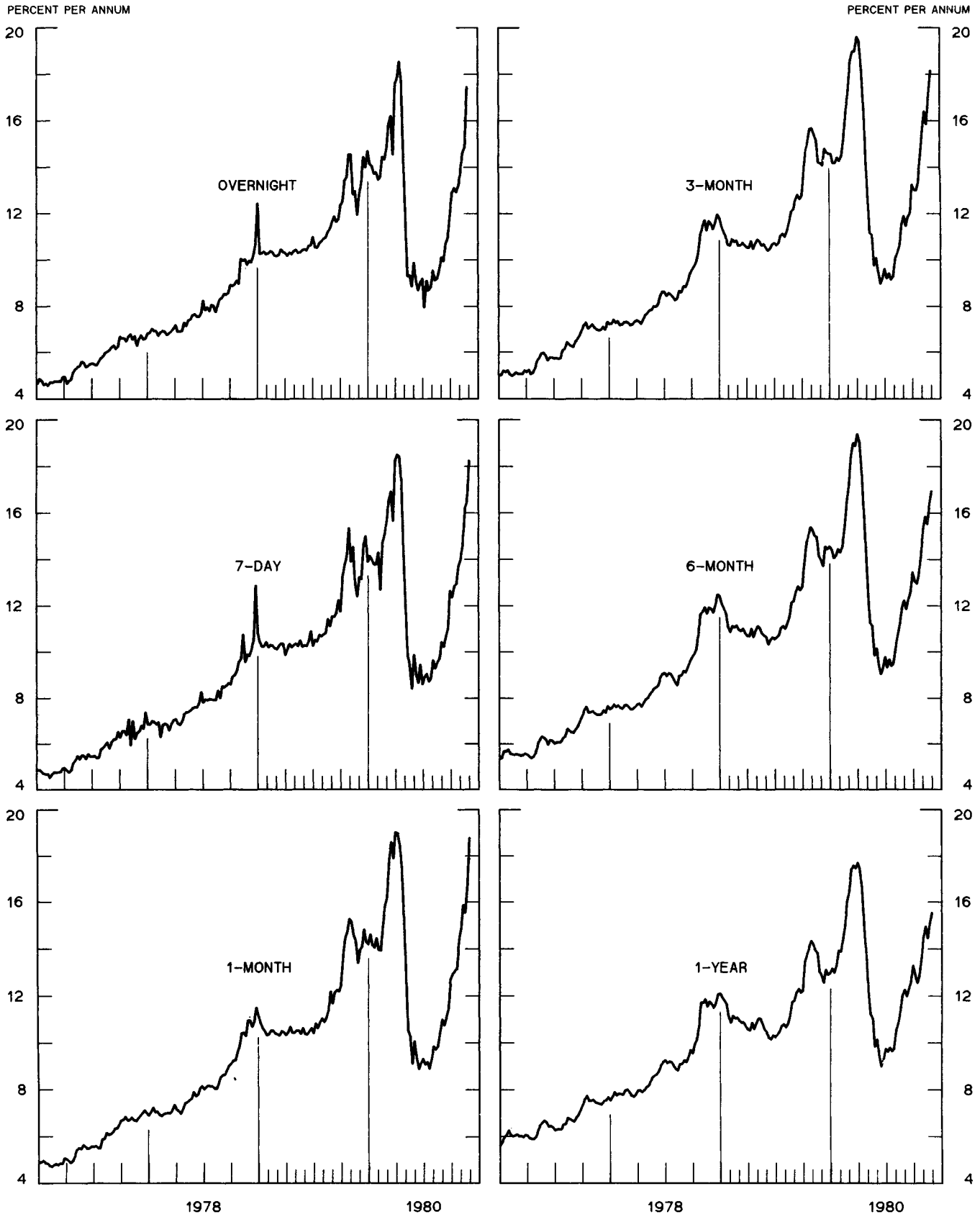
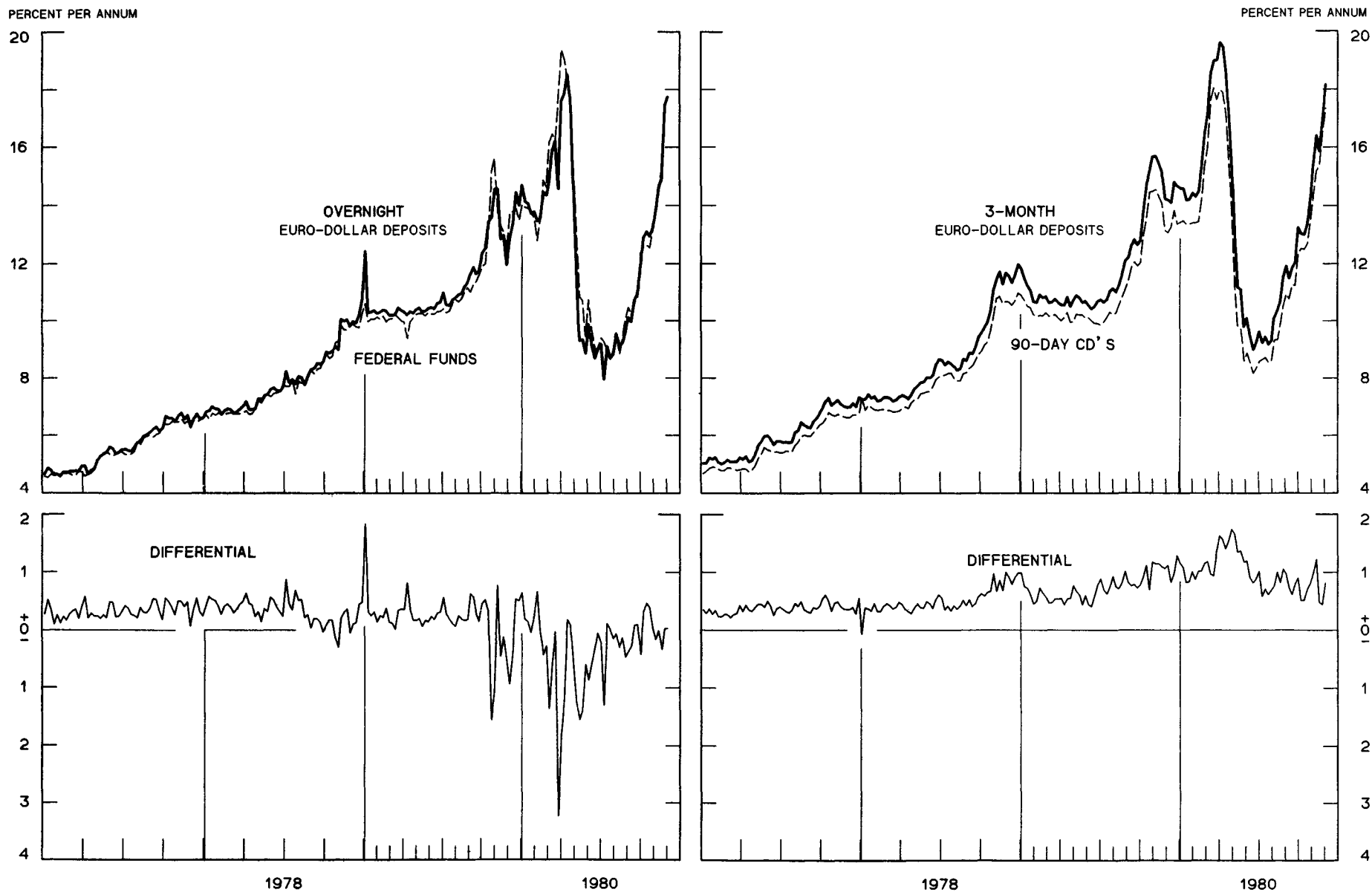




CHART 7  
**SELECTED EURO-DOLLAR AND U. S. MONEY MARKET RATES**

DIFFERENTIAL: PLUS(+), FAVORS BORROWING IN U. S.  
 AVERAGES FOR WEEK ENDING WEDNESDAY

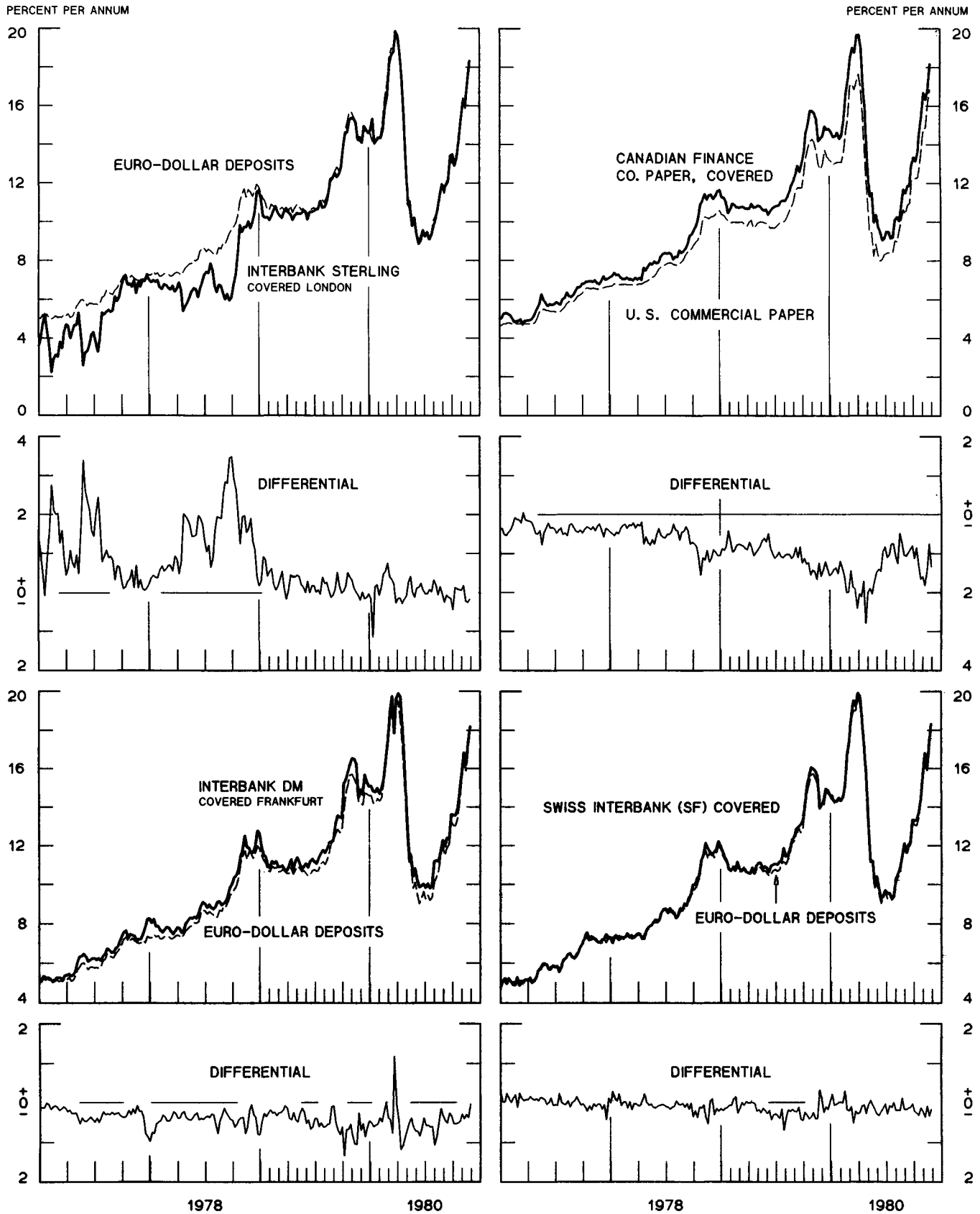


1 PERCENT ON DIFFERENTIAL SCALE = 2 PERCENT ON RATE SCALE

CHART 8

# INTEREST ARBITRAGE: 3-MONTH FUNDS

DIFFERENTIAL: PLUS(+), INDICATES FAVOR DOLLAR ASSETS  
AVERAGES FOR WEEK ENDING WEDNESDAY



1 PERCENT ON DIFFERENTIAL SCALE = 2 PERCENT ON RATE SCALE

CHART 9  
**LONG-TERM GOVERNMENT BOND YIELDS**  
 WEEKLY SERIES

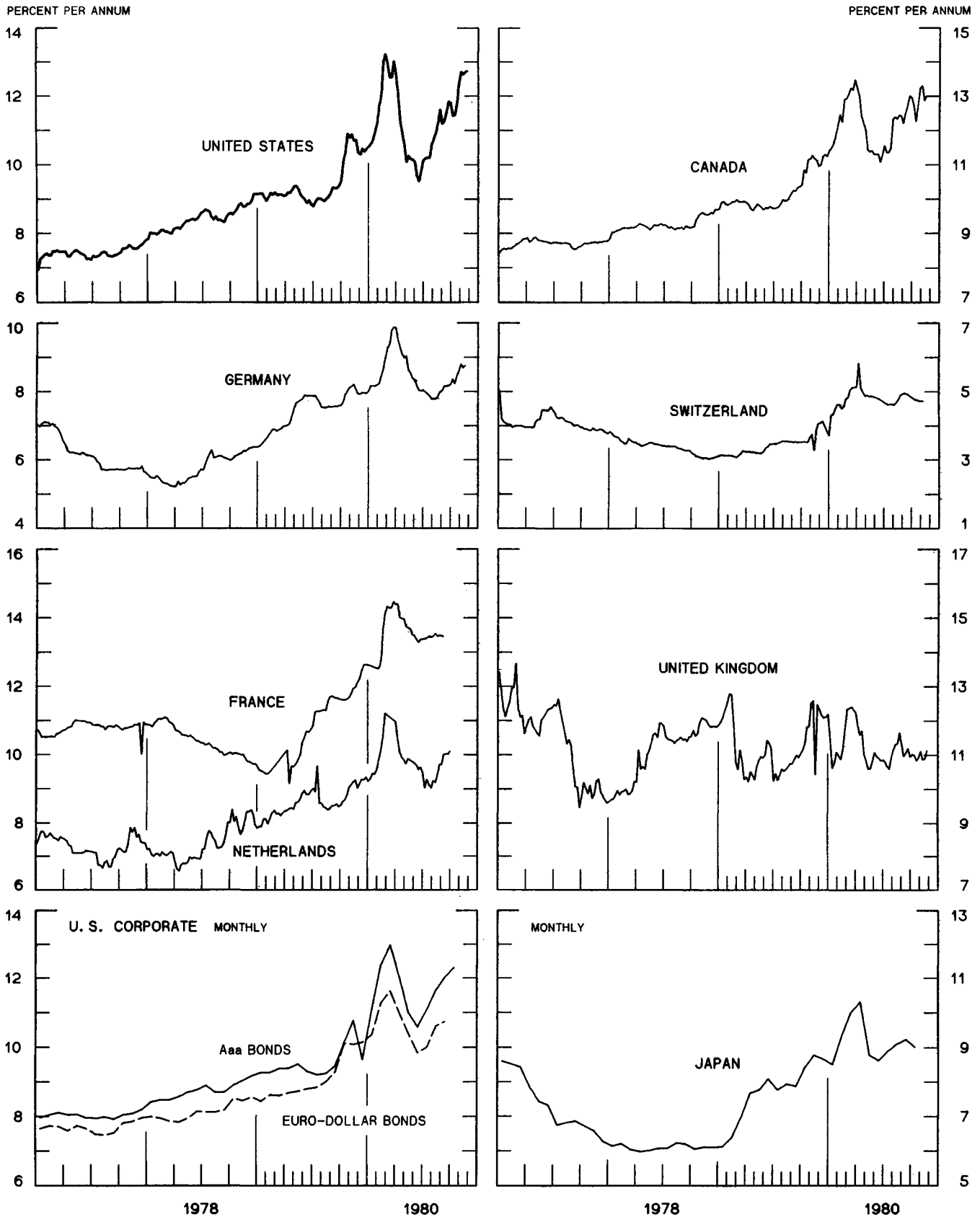
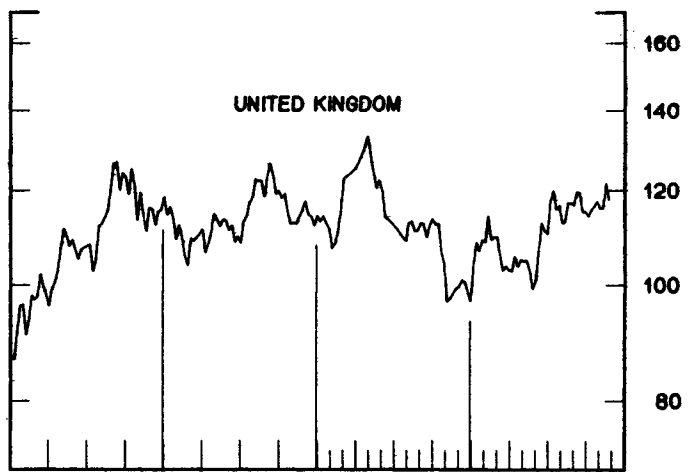
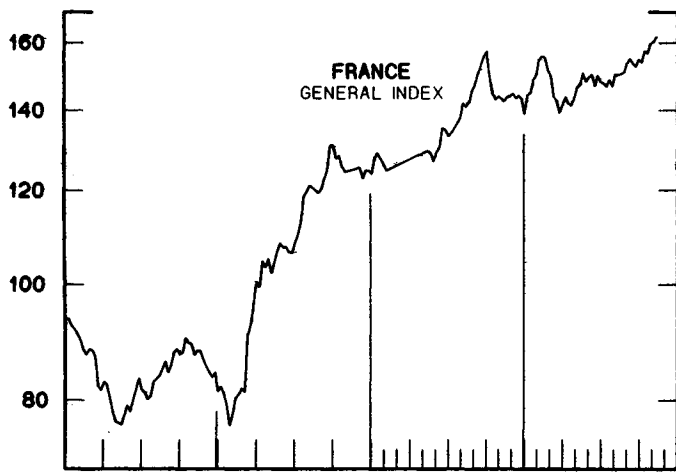
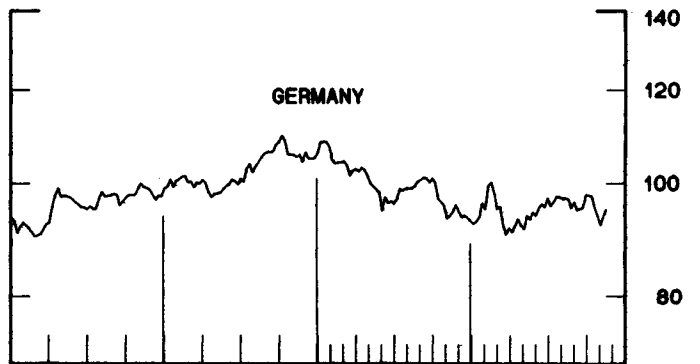
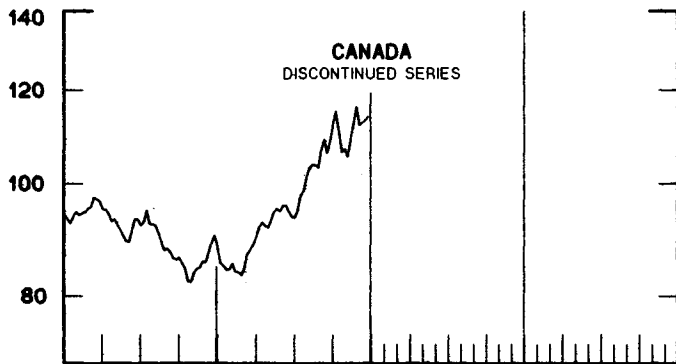
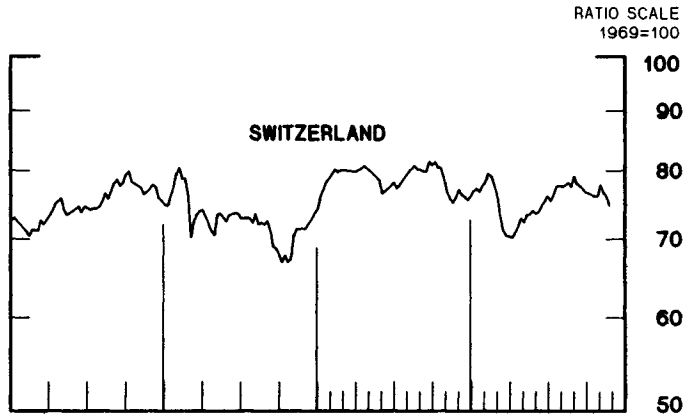
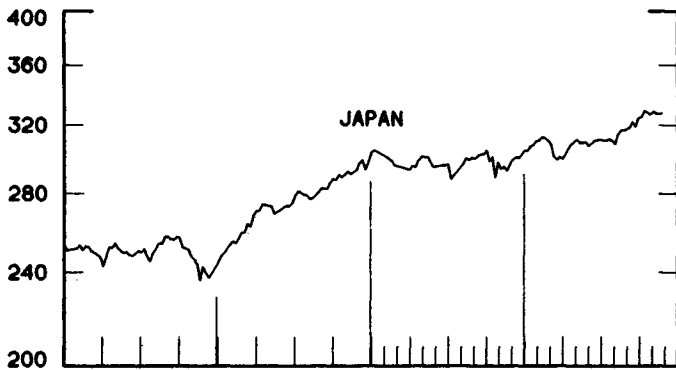
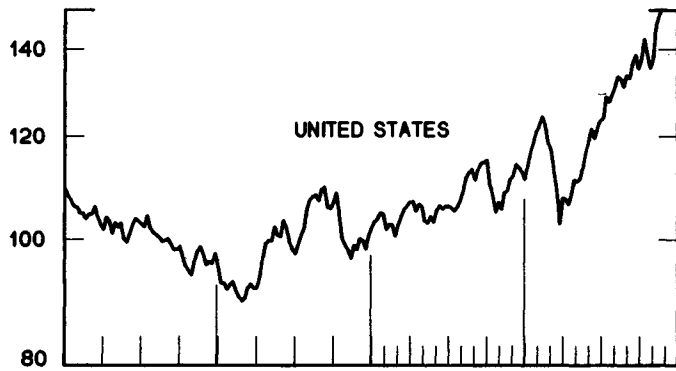


CHART 10  
INDUSTRIAL STOCK INDICES  
WEEKLY SERIES

RATIO SCALE  
1969=100



1978

1980

1978

1980

SERIES NAME

LAST VALUE PLOTTED  
DATE VALUE

CHART 1. SPOT EXCHANGE RATES AND INDICES

WEEKLY AVERAGES, NOON BUYING RATES (U.S. CENTS)

GERMAN MARK	DEC.	3	51.58
JAPANESE YEN	DEC.	3	0.46269
DUTCH GUILDER	DEC.	3	47.61
U.K. POUND	DEC.	3	234.84
CANADIAN DOLLAR	DEC.	3	83.85
FRENCH FRANC	DEC.	3	22.24
SWISS FRANC	DEC.	3	57.15
BELGIAN FRANC	DEC.	3	3.21237
ITALIAN LIRA	DEC.	3	0.10879

INDICES, MARCH 1973 BASE RATES = 100

GERMAN MARK	DEC.	3	145.10
JAPANESE YEN	DEC.	3	121.15
DUTCH GUILDER	DEC.	3	136.69
U.K. POUND	DEC.	3	94.98
CANADIAN DOLLAR	DEC.	3	83.57
FRENCH FRANC	DEC.	3	100.21
SWISS FRANC	DEC.	3	183.87
BELGIAN FRANC	DEC.	3	126.58
ITALIAN LIRA	DEC.	3	61.80

WEIGHTED AVERAGE EXCHANGE VALUE INDICES, MAR 1973 = 100  
(G-10 COUNTRIES PLUS SWITZERLAND)

U.S. DOLLAR	DEC.	3	90.38
GERMAN MARK	DEC.	3	141.92
JAPANESE YEN	DEC.	3	113.40
DUTCH GUILDER	DEC.	3	128.30
U.K. POUND	DEC.	3	86.53
CANADIAN DOLLAR	DEC.	3	75.64
FRENCH FRANC	DEC.	3	91.72
SWISS FRANC	DEC.	3	172.41
BELGIAN FRANC	DEC.	3	117.87
ITALIAN LIRA	DEC.	3	54.68
SWEDISH KRONA	DEC.	3	93.70

CHART 2. 3-MONTH FORWARD EXCHANGE RATES, PREMIUM OR DISCOUNT

CANADIAN DOLLAR	DEC.	3	3.98
U.K. POUND	DEC.	3	3.57
GERMAN MARK	DEC.	3	8.33
FRENCH FRANC	DEC.	3	6.57
SWISS FRANC	DEC.	3	12.10
DUTCH GUILDER	DEC.	3	8.03
JAPANESE YEN	DEC.	3	7.41
ITALIAN LIRA	DEC.	3	-0.03

SERIES NAME	LAST VALUE PLOTTED	
	DATE	VALUE
CHART 3. GCLD PRICE IN LONDON, AFTERNOON FIXING		
U.S. DOLLARS PER FINE OUNCE	DEC. 3	626.20
CHART 4. CALL MONEY RATES		
U.S. FEDERAL FUNDS	DEC. 3	17.72
OVERNIGHT EURO-DOLLAR DEPOSITS	DEC. 3	17.75
U.K. 2-DAY LOCAL AUTHORITY DEPOSITS	NOV. 28	14.13
CANADA	NOV. 21	10.10
GERMANY	NOV. 28	6.50
EURC-DM	NOV. 28	8.32
JAPAN	NOV. 28	9.38
FRANCE	NOV. 28	10.88
NETHERLANDS	OCT. 3	9.55
EURO-SWISS FRANC	NOV. 28	7.25
CHART 5. 3-MONTH INTEREST RATES		
U.S. 90-DAY CD'S, SECONDARY MARKET	DEC. 3	17.34
GERMAN INTERBANK LOAN	DEC. 3	9.67
JAPANESE BANK LOANS & DISCOUNTS	DEC. 3	9.63
CANADIAN FINANCE PAPER	DEC. 3	14.04
INTERBANK STERLING	DEC. 3	14.63
SWISS INTERBANK LOAN	DEC. 3	6.05
WEIGHTED AVERAGE FOREIGN INTEREST RATE (G-10 COUNTRIES PLUS SWITZERLAND)	DEC. 3	11.49
CHART 6. EURO-DOLLAR DEPOSIT RATES: LONDON		
OVERNIGHT	DEC. 3	17.75
7-DAY	DEC. 3	18.27
1-MONTH	DEC. 3	18.80
3-MONTH	DEC. 3	18.16
6-MONTH	DEC. 3	16.96
1-YEAR	DEC. 3	15.54
CHART 7. SELECTED EURO-DOLLAR AND U.S. MONEY MARKET RATES		
OVERNIGHT EURO-DOLLAR DEPOSITS	DEC. 3	17.75
U.S. FEDERAL FUNDS	DEC. 3	17.72
DIFFERENTIAL ADJ. FOR RESERVE REQUIREMENTS	DEC. 3	0.03
3-MONTH EURO-DOLLAR DEPOSIT RATE	DEC. 3	18.16
U.S. 90-DAY CD'S, SECONDARY MARKET	DEC. 3	17.34
DIFFERENTIAL	DEC. 3	0.82

SERIES NAME

LAST VALUE PLOTTED  
DATE VALUE

CHART 8. INTEREST ARBITRAGE, 3-MONTH FUNDS

EURC-DOLLAR DEPOSIT	DEC. 3	18.16
INTERBANK STERLING (LONDON), COVERED	DEC. 3	18.33
DIFFERENTIAL	DEC. 3	-0.17
U.S. COMMERCIAL PAPER	DEC. 3	16.81
CANADIAN FINANCE PAPER, COVERED	DEC. 3	18.16
DIFFERENTIAL	DEC. 3	-1.35
EURC-DOLLAR DEPOSIT	DEC. 3	18.16
INTERBANK DM (FRANKFURT), COVERED	DEC. 3	18.20
DIFFERENTIAL	DEC. 3	-0.04
EURC-DOLLAR DEPOSIT	DEC. 3	18.16
SWISS INTERBANK, COVERED	DEC. 3	18.33
DIFFERENTIAL	DEC. 3	-0.17

CHART 9. LONG TERM GOVERNMENT BOND YIELDS

UNITED STATES	NOV. 28	12.72
GERMANY	NOV. 21	8.74
JAPAN (MONTHLY)	OCT.	9.00
SWITZERLAND	NOV. 14	4.69
CANADA	NOV. 21	12.97
FRANCE	SEPT. 12	13.43
NETHERLANDS	OCT. 3	10.09
UNITED KINGDOM	NOV. 28	11.11

U.S. CORPORATE

AAA BONDS	OCT.	12.31
EURC-DM BONDS	DEC.	6.63
EURO-DOLLAR BONDS	SEPT.	10.73

CHART 10. INDUSTRIAL STOCK INDICES

UNITED STATES	NOV. 28	150.25
JAPAN	NOV. 28	327.58
FRANCE	NOV. 14	161.90
UNITED KINGDOM	NOV. 28	117.82
SWITZERLAND	NOV. 28	74.67
GERMANY	NOV. 21	95.03