

Selected Interest & Exchange Rates

Weekly Series of Charts

December 1, 1980

**Prepared by the
FINANCIAL MARKETS
SECTION**

**DIVISION OF
INTERNATIONAL FINANCE**

**BOARD OF GOVERNORS
FEDERAL RESERVE SYSTEM
Washington, D.C. 20551**

Table of Contents

TABLES

1. LATEST FIGURES PLOTTED
2. DAILY CERTIFIED SPOT EXCHANGE RATES--
H.10 RELEASE

CHARTS

1. SPOT EXCHANGE RATE INDICES
2. 3-MONTH FORWARD EXCHANGE RATES
3. GOLD PRICE--LONDON
4. CALL MONEY RATES
5. 3-MONTH INTEREST RATES
6. EURO-DOLLAR DEPOSIT RATES
7. SELECTED EURO-DOLLAR AND
U.S. MONEY MARKET RATES
8. INTEREST ARBITRAGE: 3-MONTH FUNDS
9. LONG-TERM GOVERNMENT BOND YIELDS
10. INDUSTRIAL STOCK INDICES

SUBSCRIPTION RATES:


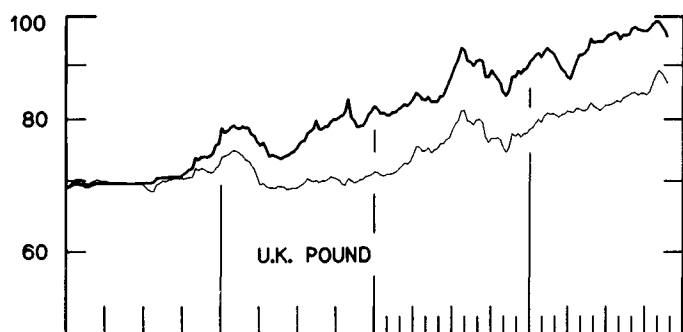
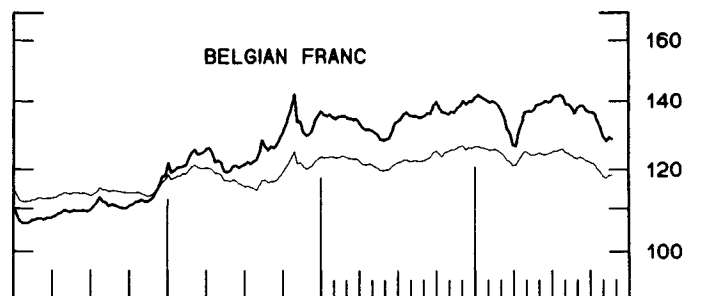
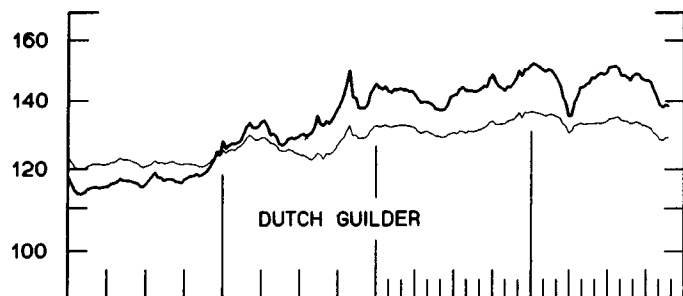
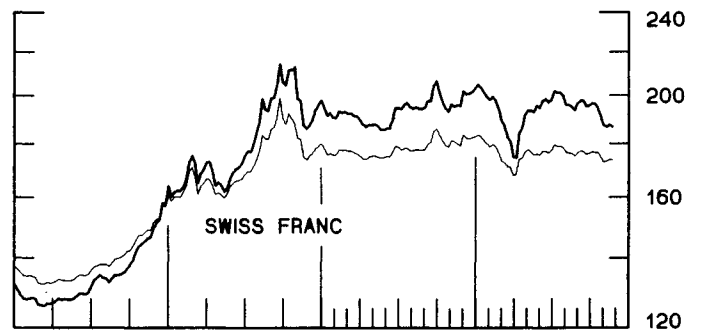
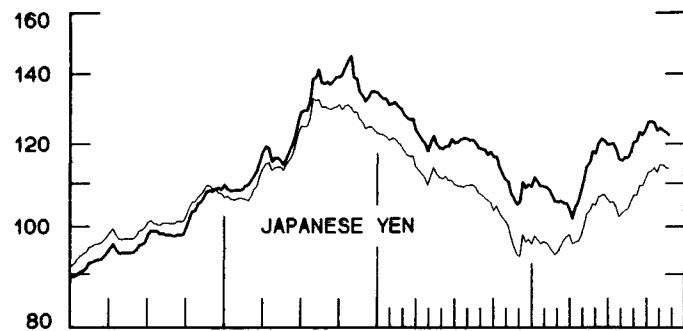
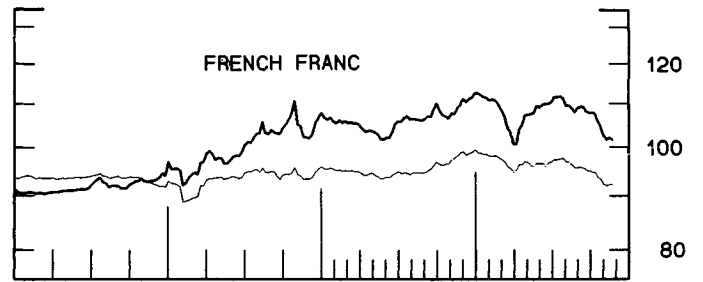
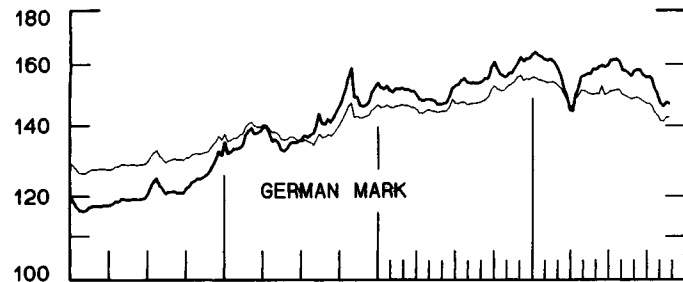
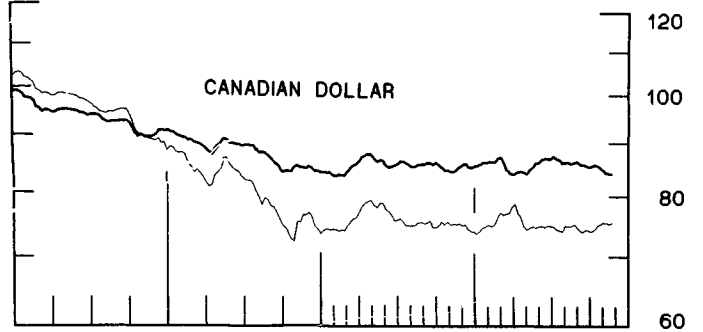
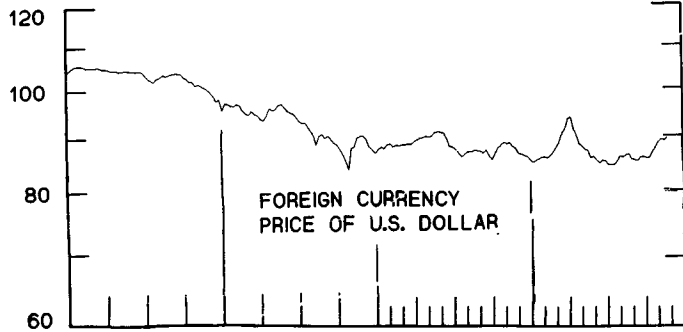
Weekly \$15.00 per year or \$.40 each in the United States, its possessions, Canada, and Mexico; 10 or more of the same issue to one address, \$13.50 per year or \$.35 each. Elsewhere, \$20.00 per year or \$.50 each. Address requests to Publications Services, Division of Administrative Services, and make payment remittance payable to the order of the Board of Governors of the Federal Reserve System in a form collectible at par in U.S. Currency.

SPOT EXCHANGE INDICES

DOLLAR PRICES OF FOREIGN CURRENCIES AND WEIGHTED AVERAGE VALUES (THIN LINE)
AVERAGES FOR WEEK ENDING WEDNESDAY

RATIO SCALE
MARCH 1973=100

RATIO SCALE
MARCH 1973=100



1978

1980

1978

1980

CHART 2
3-MONTH FORWARD EXCHANGE RATES
 PREMIUM (+) OR (-)
 AVERAGES FOR WEEK ENDING WEDNESDAY

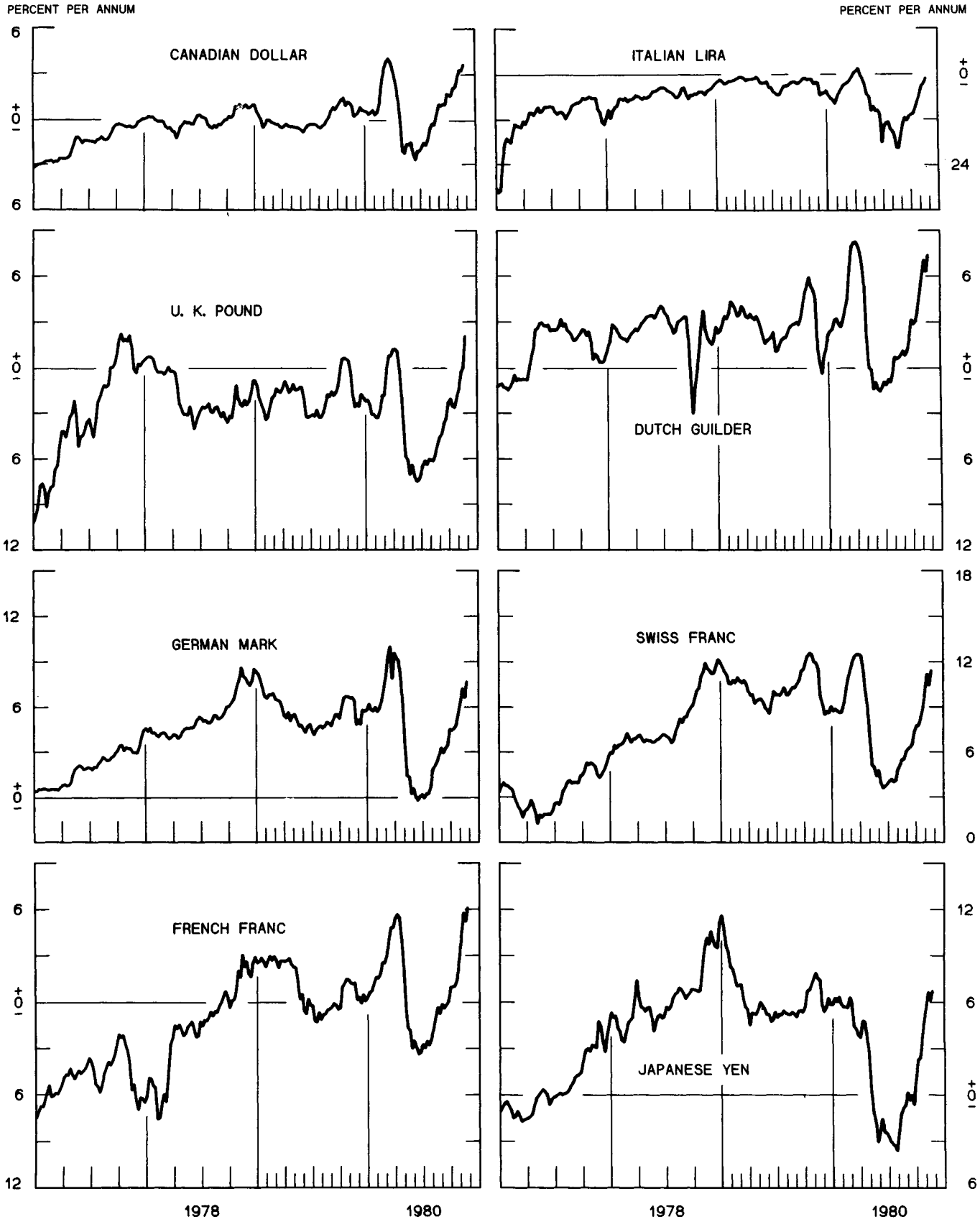


CHART 3
PRICE OF GOLD IN LONDON
AVERAGES FOR WEEK ENDING WEDNESDAY

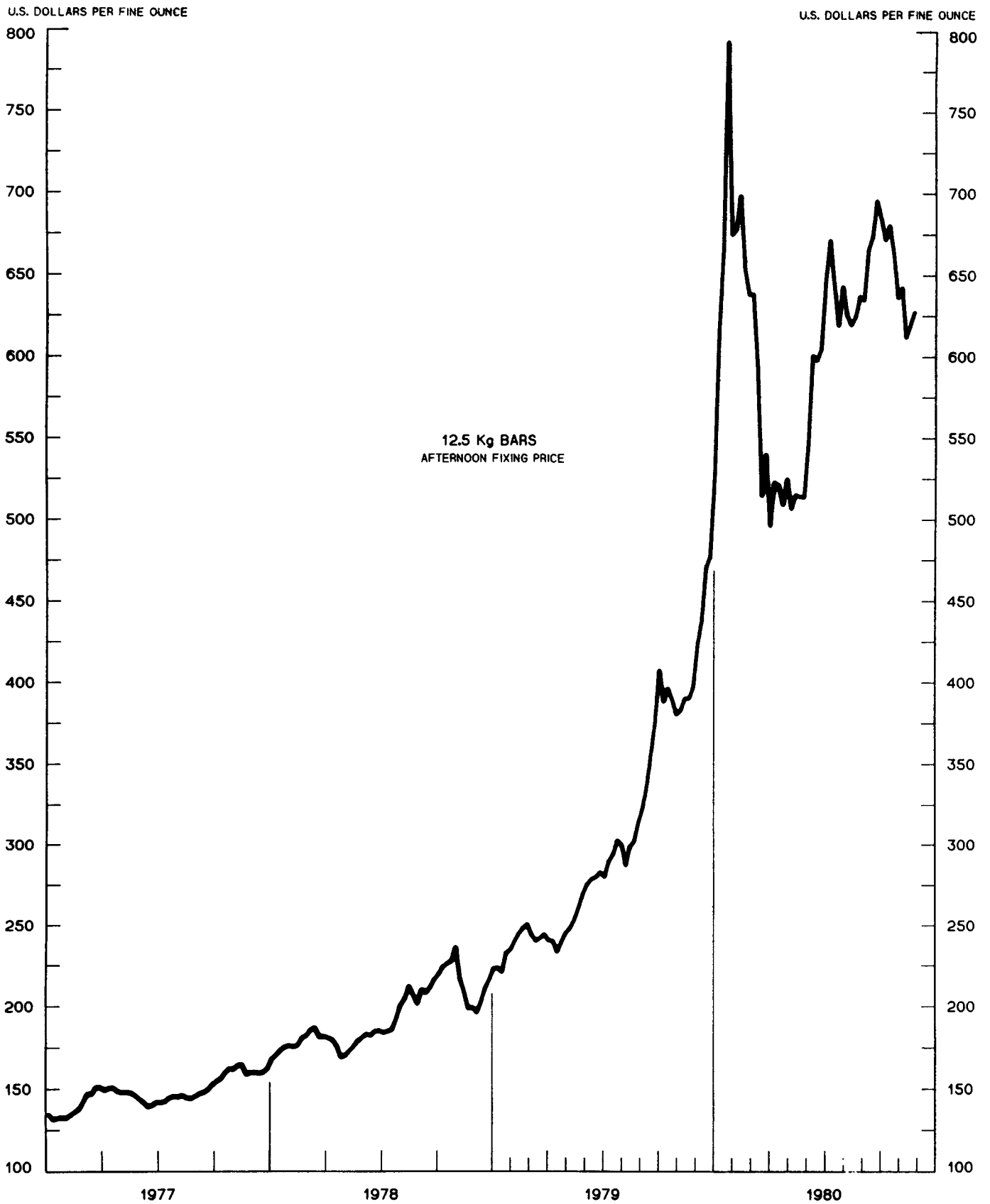


CHART 4
CALL MONEY RATES
 WEEKLY SERIES

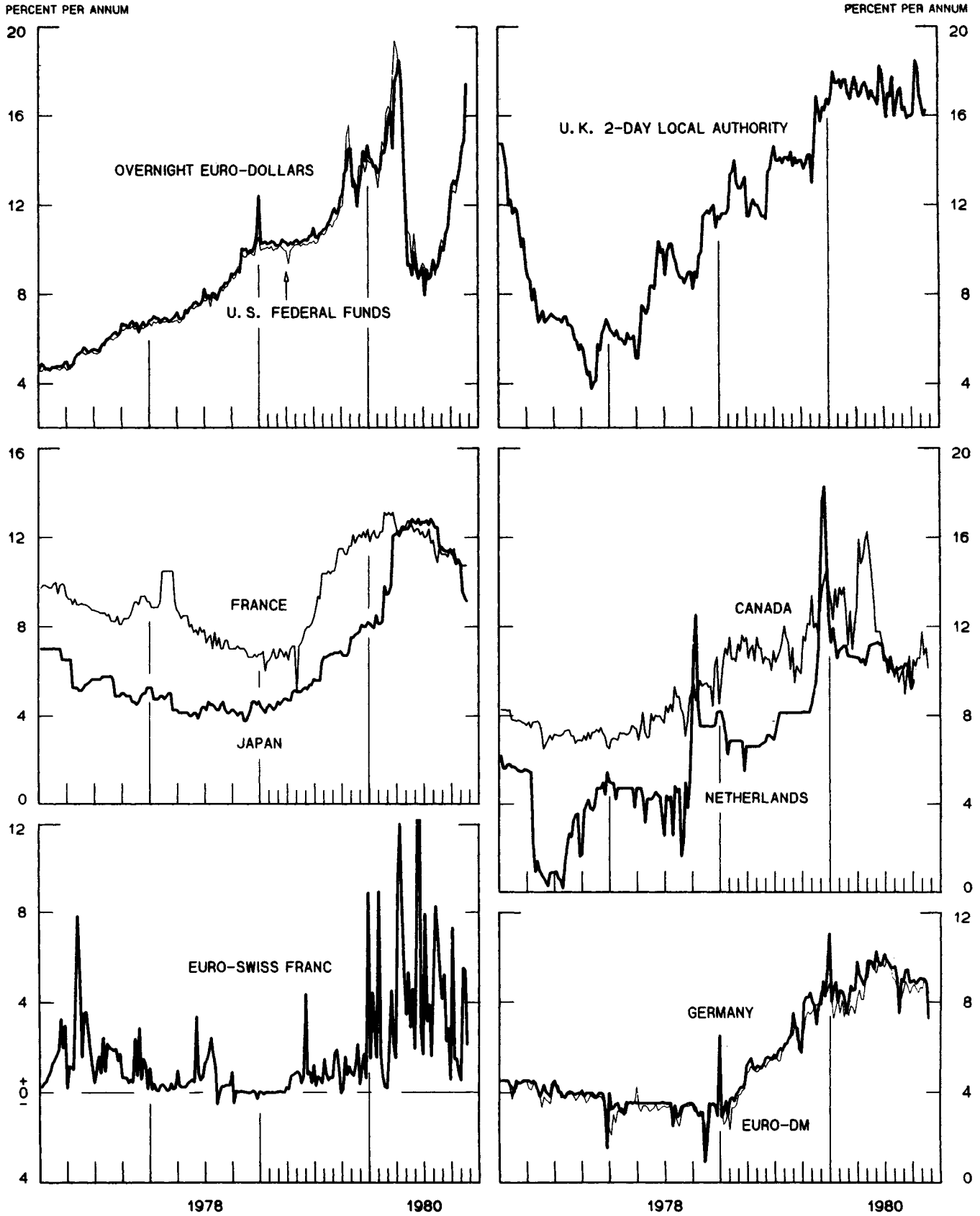


CHART 5
3-MONTH INTEREST RATES
 WEEKLY SERIES

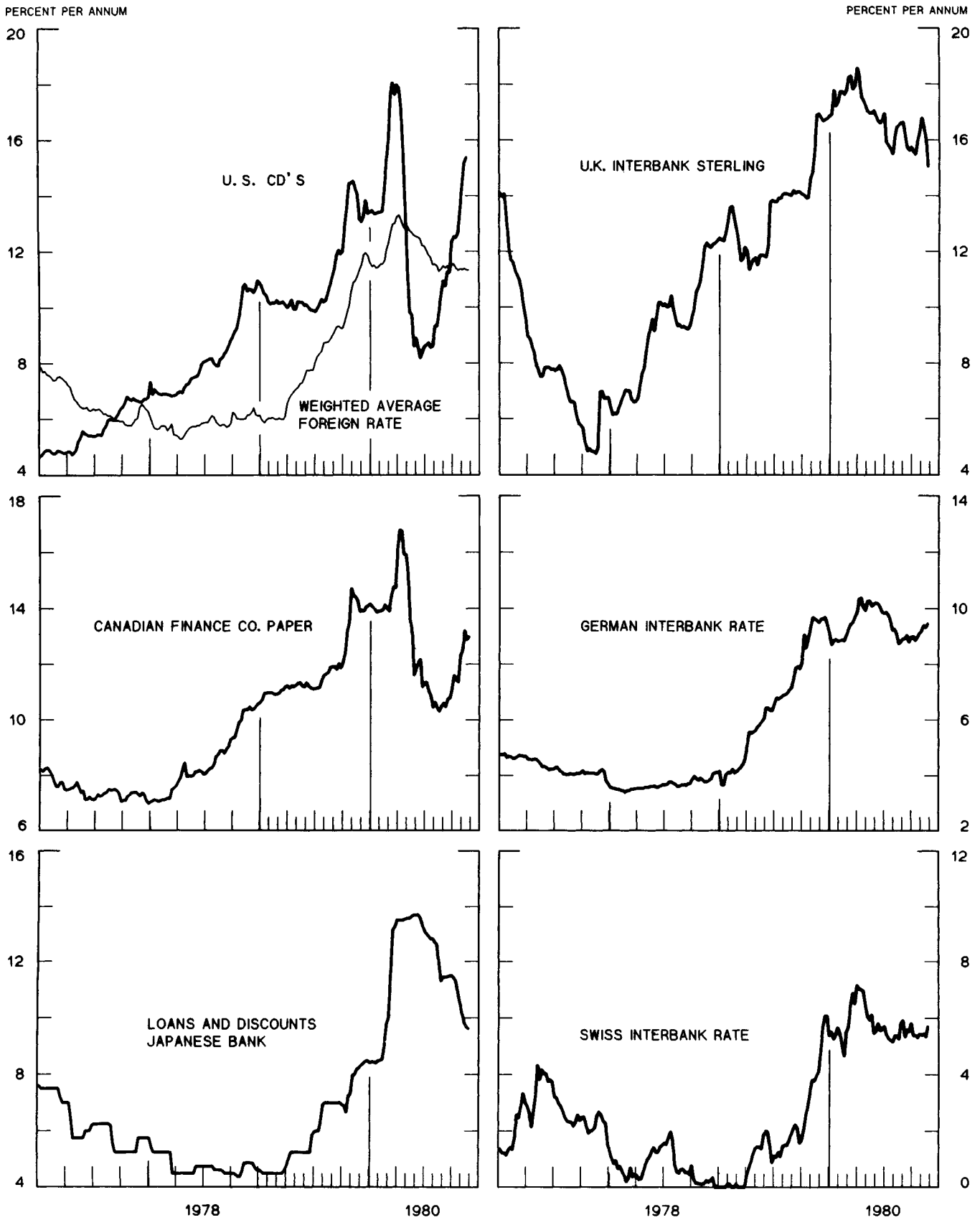


CHART 6
EURO-DOLLAR DEPOSIT RATES LONDON
 AVERAGES FOR WEEK ENDING WEDNESDAY

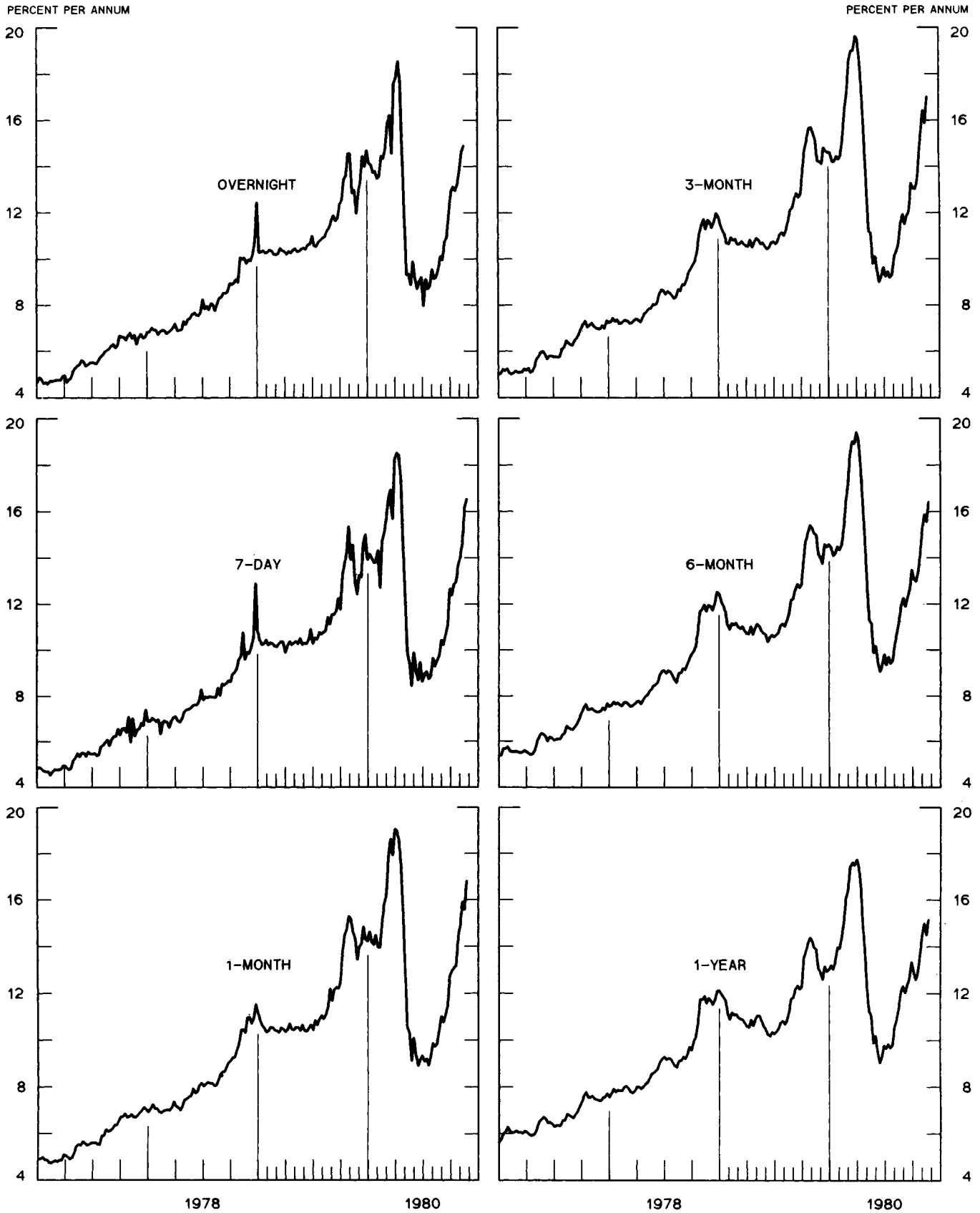
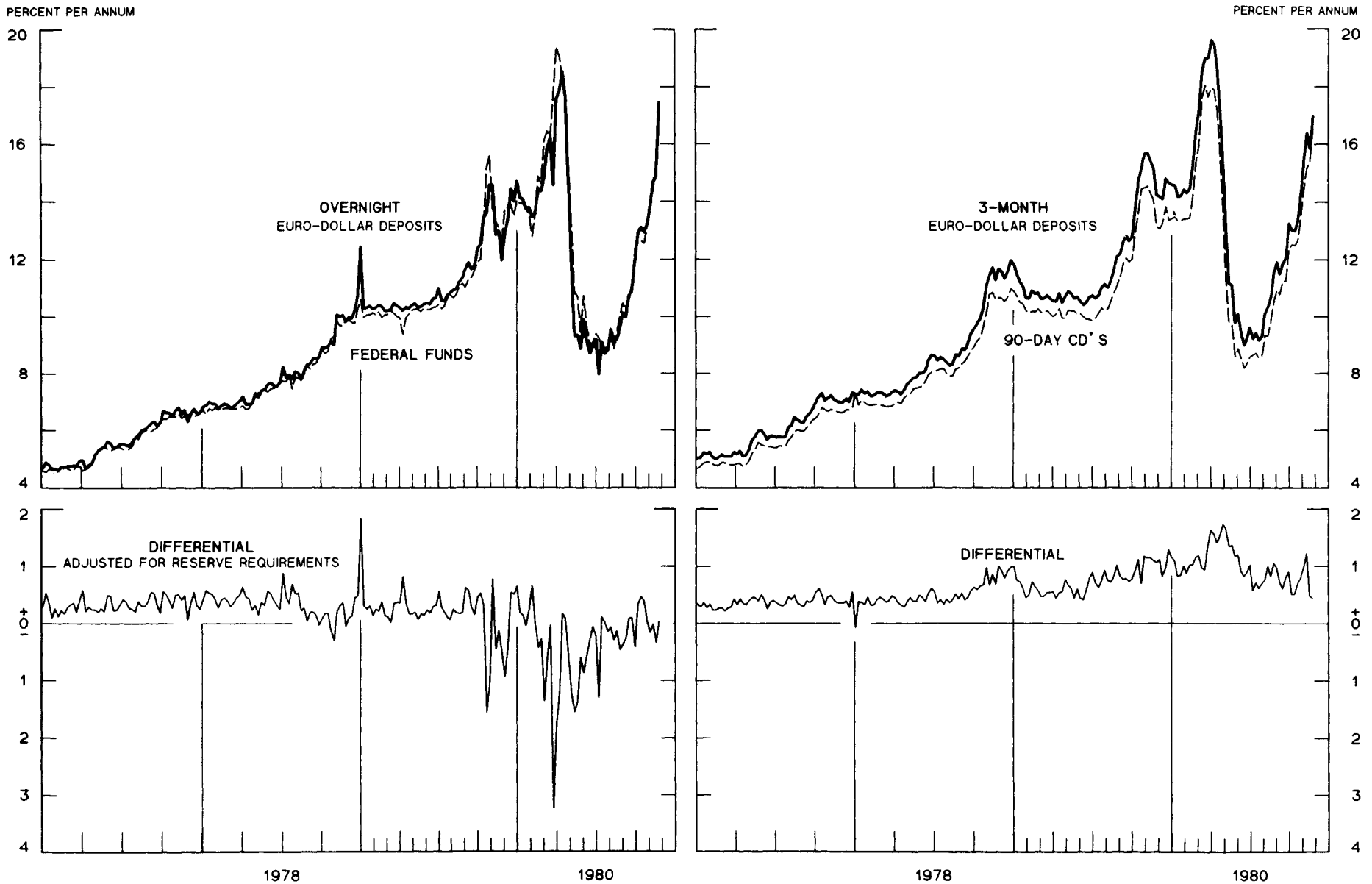


CHART 7
SELECTED EURO-DOLLAR AND U. S. MONEY MARKET RATES

DIFFERENTIAL: PLUS(+), FAVORS BORROWING IN U. S.
 AVERAGES FOR WEEK ENDING WEDNESDAY

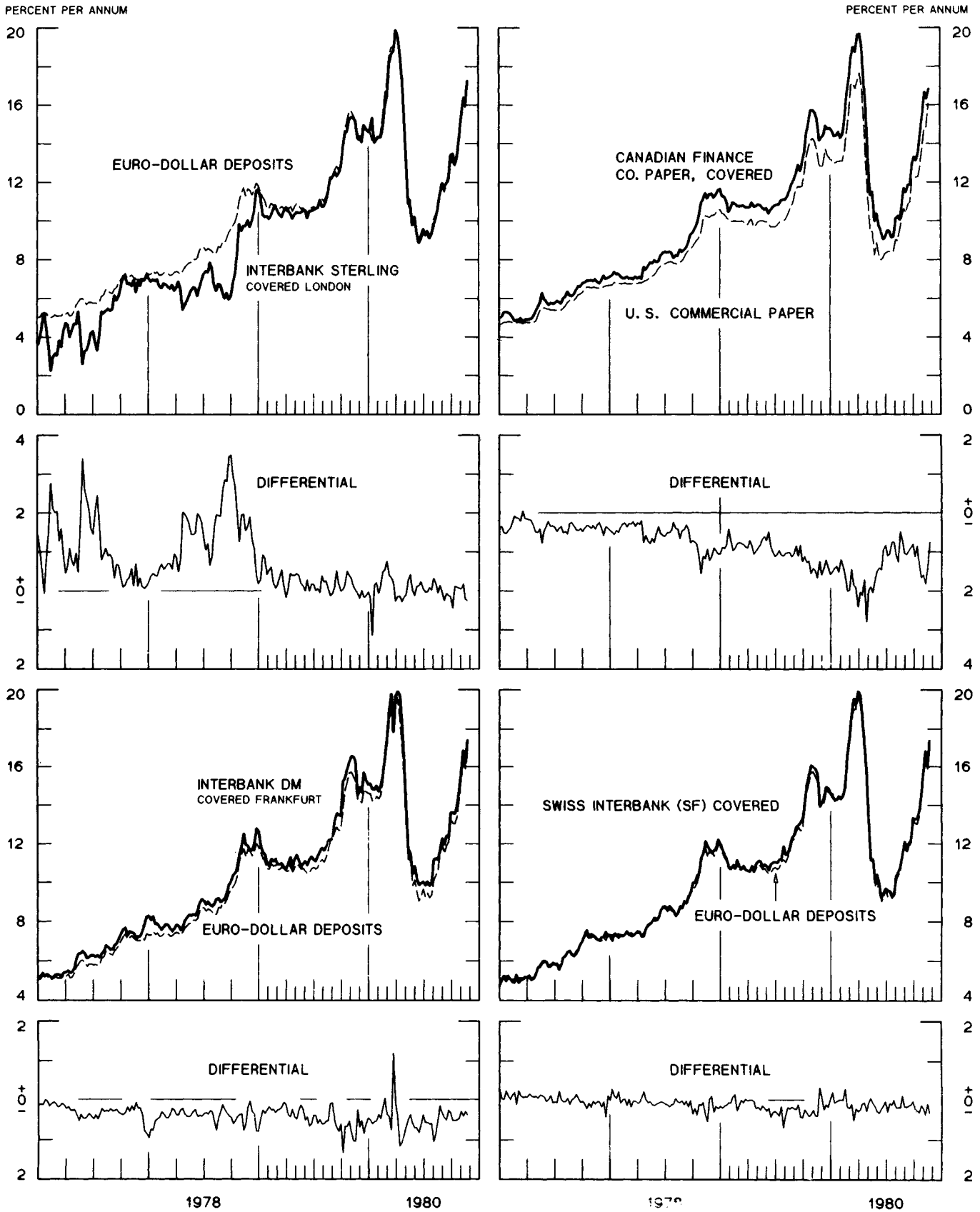


1 PERCENT ON DIFFERENTIAL SCALE = 2 PERCENT ON RATE SCALE

CHART 8

INTEREST ARBITRAGE: 3-MONTH FUNDS

DIFFERENTIAL: PLUS(+), INDICATES FAVOR DOLLAR ASSETS
AVERAGES FOR WEEK ENDING WEDNESDAY



1 PERCENT ON DIFFERENTIAL SCALE = 2 PERCENT ON RATE SCALE

CHART 9
LONG-TERM GOVERNMENT BOND YIELDS
 WEEKLY SERIES

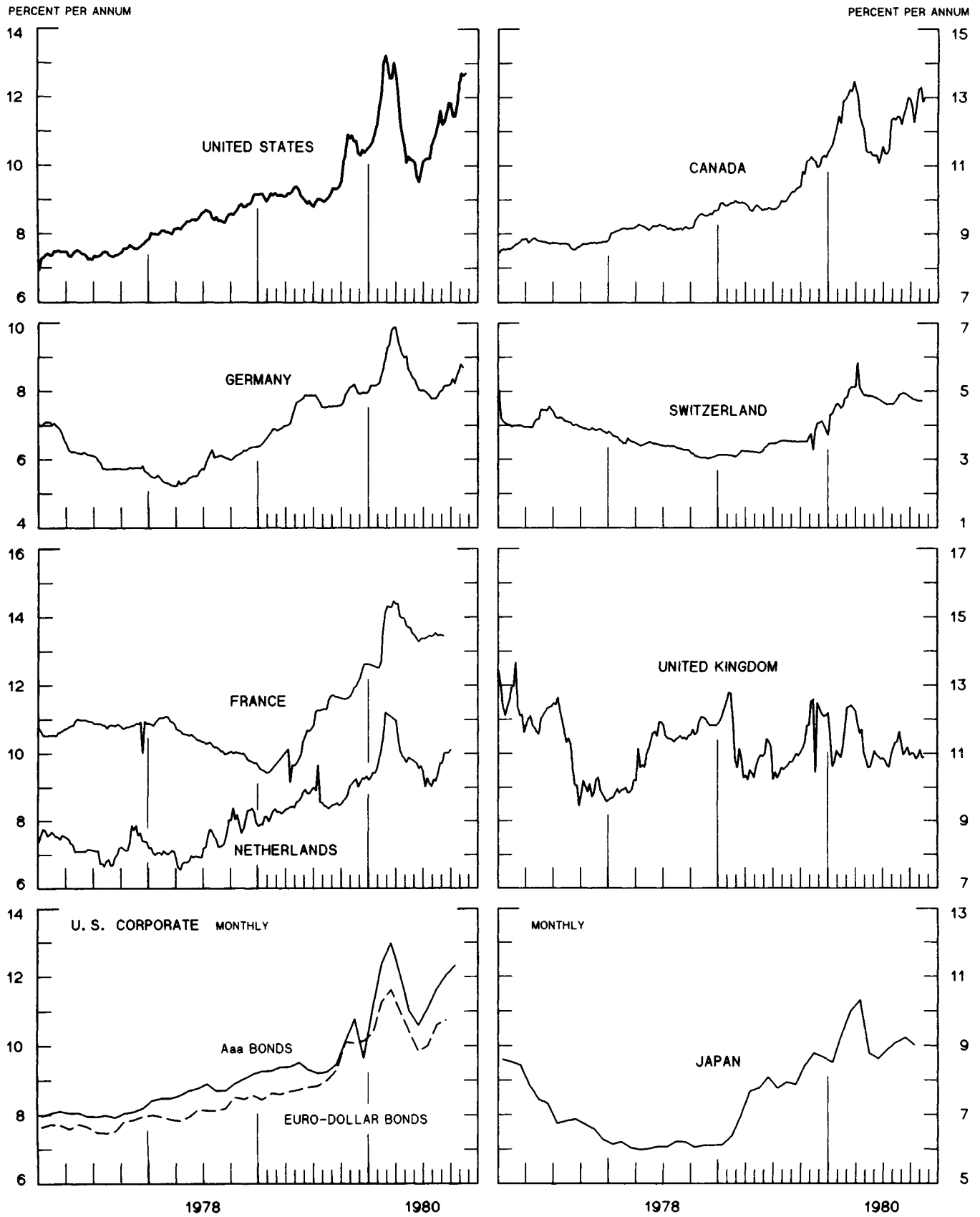
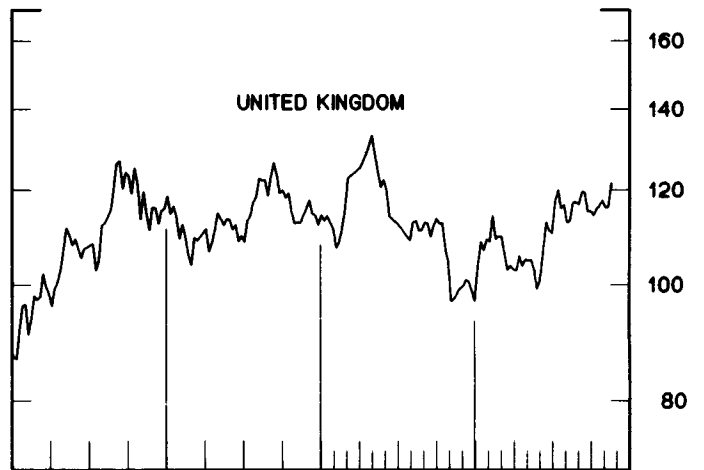
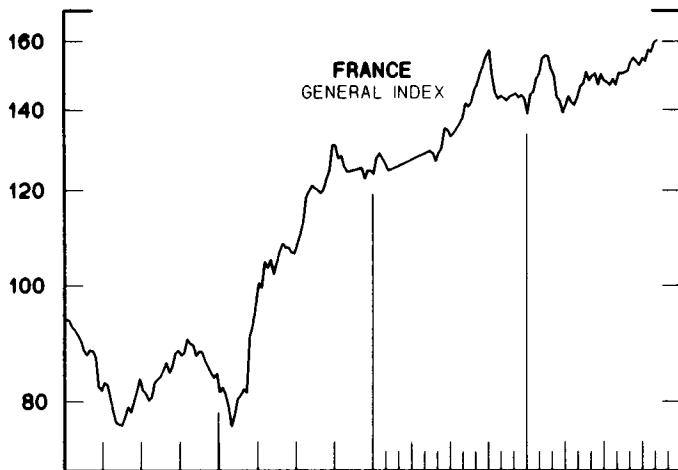
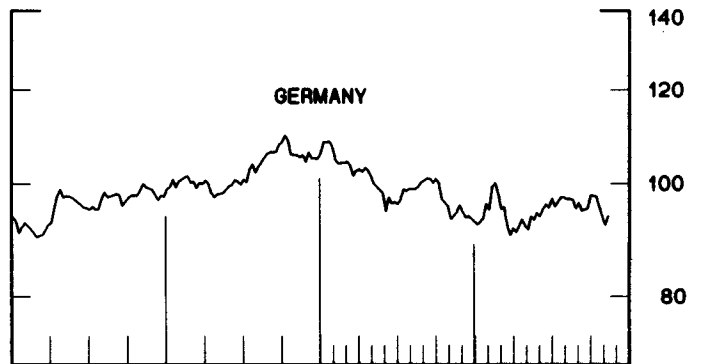
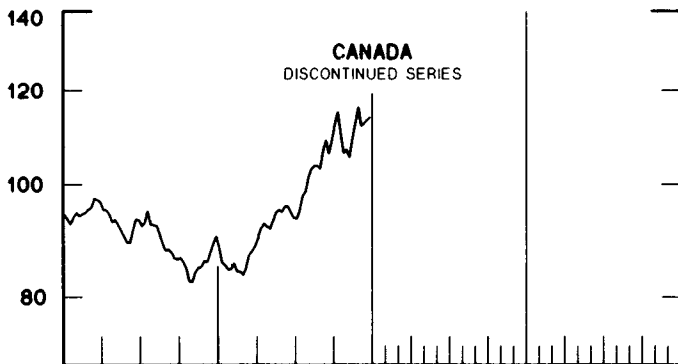
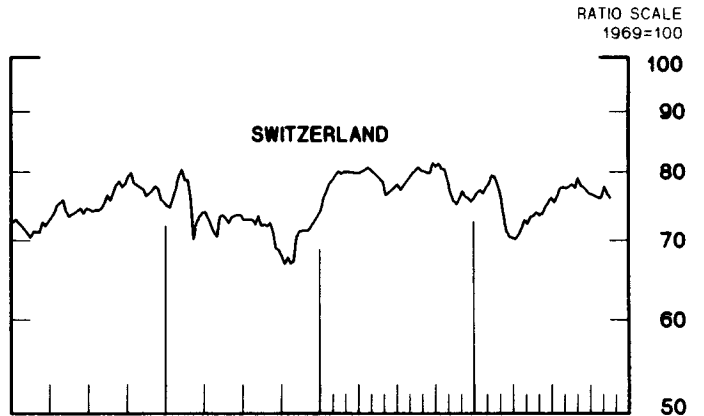
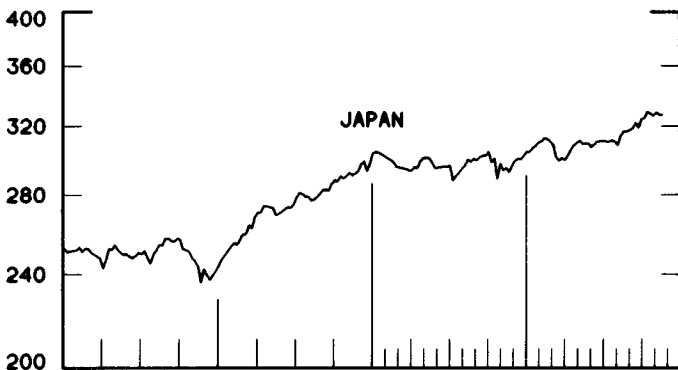
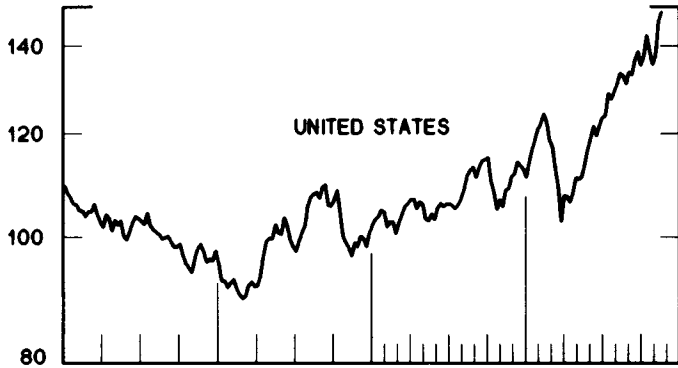


CHART 10
INDUSTRIAL STOCK INDICES
WEEKLY SERIES

RATIO SCALE
1969=100



1978

1980

1978

1980

SERIES NAME

LAST VALUE PLOTTED
DATE VALUE

CHART 1. SPOT EXCHANGE RATES AND INDICES

WEEKLY AVERAGES, NOON BUYING RATES (U.S. CENTS)

GERMAN MARK	NOV. 26	52.18
JAPANESE YEN	NOV. 26	0.46689
DUTCH GUILDER	NOV. 26	48.13
U.K. POUND	NOV. 26	236.14
CANADIAN DOLLAR	NOV. 26	84.18
FRENCH FRANC	NOV. 26	22.48
SWISS FRANC	NOV. 26	57.88
BELGIAN FRANC	NOV. 26	3.24676
ITALIAN LIRA	NOV. 26	0.10973

INDICES, MARCH 1973 BASE RATES = 100

GERMAN MARK	NOV. 26	146.80
JAPANESE YEN	NOV. 26	122.25
DUTCH GUILDER	NOV. 26	138.17
U.K. POUND	NOV. 26	95.51
CANADIAN DOLLAR	NOV. 26	83.90
FRENCH FRANC	NOV. 26	101.30
SWISS FRANC	NOV. 26	186.22
BELGIAN FRANC	NOV. 26	127.94
ITALIAN LIRA	NOV. 26	62.34

WEIGHTED AVERAGE EXCHANGE VALUE INDICES, MAR 1973 = 100
(G-10 COUNTRIES PLUS SWITZERLAND)

U.S. DOLLAR	NOV. 26	89.55
GERMAN MARK	NOV. 26	142.66
JAPANESE YEN	NOV. 26	113.61
DUTCH GUILDER	NOV. 26	128.77
U.K. POUND	NOV. 26	86.36
CANADIAN DOLLAR	NOV. 26	75.37
FRENCH FRANC	NOV. 26	92.08
SWISS FRANC	NOV. 26	173.37
BELGIAN FRANC	NOV. 26	118.28
ITALIAN LIRA	NOV. 26	54.76
SWEDISH KRONA	NOV. 26	93.96

CHART 2. 3-MONTH FORWARD EXCHANGE RATES, PREMIUM OR DISCOUNT

CANADIAN DOLLAR	NOV. 26	3.72
U.K. POUND	NOV. 26	2.12
GERMAN MARK	NOV. 26	7.73
FRENCH FRANC	NOV. 26	6.12
SWISS FRANC	NOV. 26	11.45
DUTCH GUILDER	NOV. 26	7.40
JAPANESE YEN	NOV. 26	6.72
ITALIAN LIRA	NOV. 26	-1.09

SERIES NAME	LAST VALUE PLOTTED	
	DATE	VALUE
CHART 3. GOLD PRICE IN LONDON, AFTERNOON FIXING		
U.S. DOLLARS PER FINE OUNCE	NOV. 26	627.10
CHART 4. CALL MONEY RATES		
U.S. FEDERAL FUNDS	NOV. 26	17.43
OVERNIGHT EURO-DOLLAR DEPOSITS	NOV. 26	17.46
U.K. 2-DAY LOCAL AUTHORITY DEPOSITS	NOV. 21	16.25
CANADA	NOV. 21	10.10
GERMANY	NOV. 21	7.25
EURO-DM	NOV. 21	8.36
JAPAN	NOV. 21	9.13
FRANCE	NOV. 21	10.75
NETHERLANDS	OCT. 3	9.55
EURO-SWISS FRANC	NOV. 21	2.10
CHART 5. 3-MONTH INTEREST RATES		
U.S. 90-DAY CD'S, SECONDARY MARKET	NOV. 26	16.54
GERMAN INTERBANK LOAN	NOV. 26	9.44
JAPANESE BANK LOANS & DISCOUNTS	NOV. 26	9.63
CANADIAN FINANCE PAPER	NOV. 26	12.96
INTERBANK STERLING	NOV. 26	15.03
SWISS INTERBANK LOAN	NOV. 26	5.70
WEIGHTED AVERAGE FOREIGN INTEREST RATE (G-10 COUNTRIES PLUS SWITZERLAND)	NOV. 26	11.33
CHART 6. EURO-DOLLAR DEPOSIT RATES: LONDON		
OVERNIGHT	NOV. 26	17.46
7-DAY	NOV. 26	16.54
1-MONTH	NOV. 26	16.78
3-MONTH	NOV. 26	16.98
6-MONTH	NOV. 26	16.39
1-YEAR	NOV. 26	15.10
CHART 7. SELECTED EURO-DOLLAR AND U.S. MONEY MARKET RATES		
OVERNIGHT EURO-DOLLAR DEPOSITS	NOV. 26	17.46
U.S. FEDERAL FUNDS	NOV. 26	17.43
DIFFERENTIAL ADJ. FOR RESERVE REQUIREMENTS	NOV. 26	0.03
3-MONTH EURO-DOLLAR DEPOSIT RATE	NOV. 26	16.98
U.S. 90-DAY CD'S, SECONDARY MARKET	NOV. 26	16.54
DIFFERENTIAL	NOV. 26	0.44

SERIES NAME	LAST VALUE PLOTTED	
	DATE	VALUE
CHART 3. INTEREST ARBITRAGE, 3-MONTH FUNDS		
EURO-DOLLAR DEPOSIT	NOV. 26	16.98
INTERBANK SIERLING (LONDON), COVERED	NOV. 26	17.23
DIFFERENTIAL	NOV. 26	-0.25
U.S. COMMERCIAL PAPER	NOV. 26	16.04
CANADIAN FINANCE PAPER, COVERED	NOV. 26	16.80
DIFFERENTIAL	NOV. 26	-0.76
EURO-DOLLAR DEPOSIT	NOV. 26	16.98
INTERBANK DM (FRANKPURT), COVERED	NOV. 26	17.36
DIFFERENTIAL	NOV. 26	-0.38
EURO-DOLLAR DEPOSIT	NOV. 26	16.98
SWISS INTERBANK, COVERED	NOV. 26	17.31
DIFFERENTIAL	NOV. 26	-0.34
CHART 9. LCNG TERM GOVERMENT BOND YIELDS		
UNITED STATES	NOV. 21	12.69
GERMANY	NOV. 14	8.67
JAPAN (MONTHLY)	OCT.	9.00
SWITZERLAND	NOV. 14	4.69
CANADA	NOV. 21	12.97
FRANCE	SEPT. 12	13.43
NETHERLANDS	OCT. 3	10.09
UNITED KINGDOM	NOV. 21	10.87
U.S. CCRPORATE		
AAA BONDS	OCT.	12.31
EURO-DM BONDS	DEC.	6.63
EURO-DOLLAR BONDS	SEPT.	10.73
CHART 10. INDUSTRIAL STOCK INDICES		
UNITED STATES	NOV. 21	148.61
JAPAN	NOV. 21	327.08
FRANCE	NOV. 7	160.30
UNITED KINGDOM	NOV. 21	121.61
SWITZERLAND	NOV. 21	76.02
GERMANY	NOV. 14	93.84