

Selected Interest & Exchange Rates

Weekly Series of Charts

October 27, 1980

**Prepared by the
FINANCIAL MARKETS
SECTION**

**DIVISION OF
INTERNATIONAL FINANCE**

**BOARD OF GOVERNORS
FEDERAL RESERVE SYSTEM
Washington, D.C. 20551**

Table of Contents

TABLES

- 1. LATEST FIGURES PLOTTED**
- 2. DAILY CERTIFIED SPOT EXCHANGE RATES--
H.10 RELEASE**

CHARTS

- 1. SPOT EXCHANGE RATE INDICES**
- 2. 3-MONTH FORWARD EXCHANGE RATES**
- 3. GOLD PRICE--LONDON**
- 4. CALL MONEY RATES**
- 5. 3-MONTH INTEREST RATES**
- 6. EURO-DOLLAR DEPOSIT RATES**
- 7. SELECTED EURO-DOLLAR AND
U.S. MONEY MARKET RATES**
- 8. INTEREST ARBITRAGE: 3-MONTH FUNDS**
- 9. LONG-TERM GOVERNMENT BOND YIELDS**
- 10. INDUSTRIAL STOCK INDICES**

SUBSCRIPTION RATES:

Weekly \$15.00 per year or \$.40 each in the United States, its possessions, Canada, and Mexico; 10 or more of the same issue to one address, \$13.50 per year or \$.35 each. Elsewhere, \$20.00 per year or \$.50 each. Address requests to Publications Services, Division of Administrative Services, and make payment remittance payable to the order of the Board of Governors of the Federal Reserve System in a form collectible at par in U.S. Currency.

CHART 1

SPOT EXCHANGE INDICES

DOLLAR PRICES OF FOREIGN CURRENCIES AND WEIGHTED AVERAGE VALUES (THIN LINE)
AVERAGES FOR WEEK ENDING WEDNESDAY

RATIO SCALE
MARCH 1973=100

RATIO SCALE
MARCH 1973=100

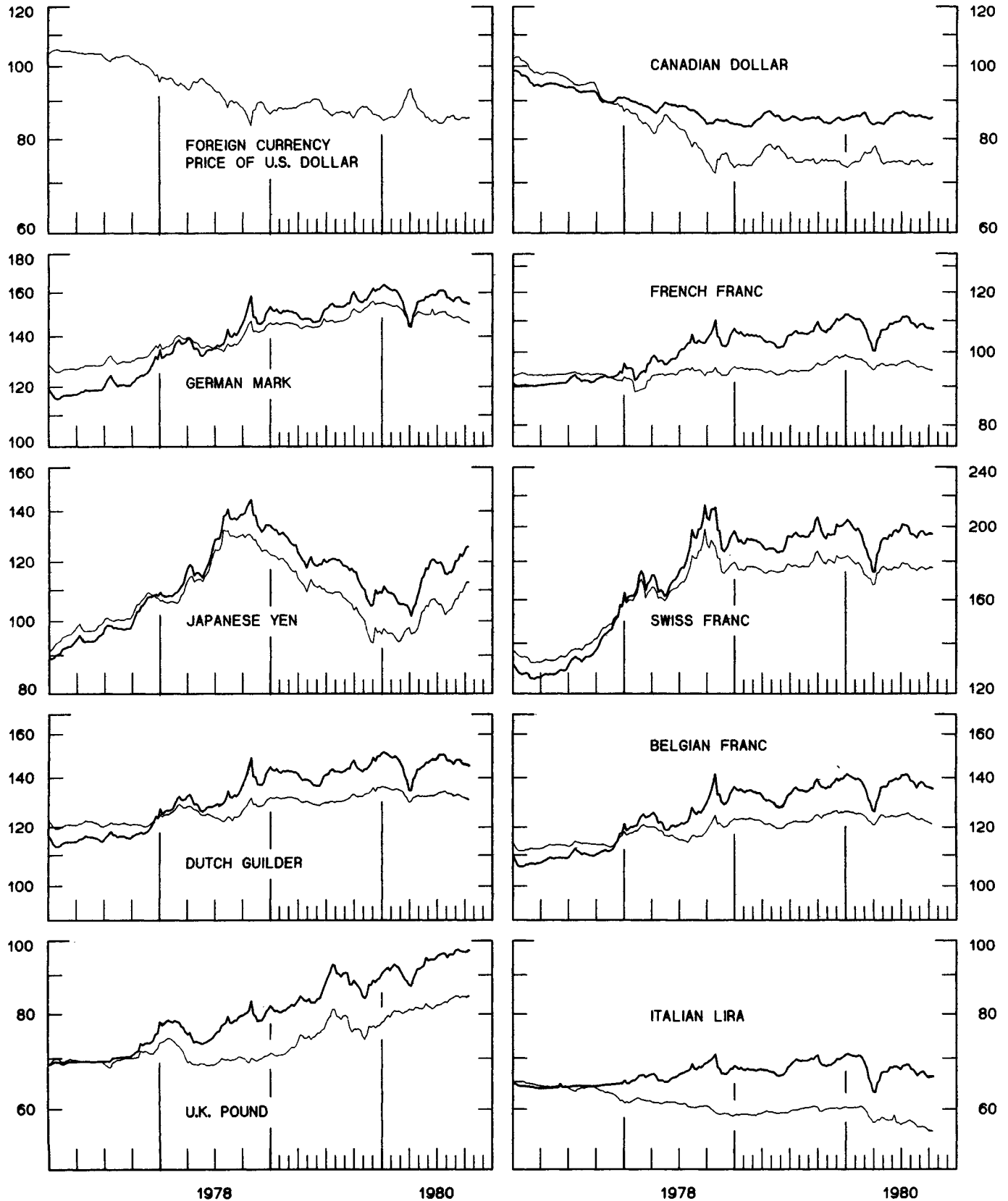


CHART 2
3-MONTH FORWARD EXCHANGE RATES

PREMIUM (+) OR (-)
 AVERAGES FOR WEEK ENDING WEDNESDAY

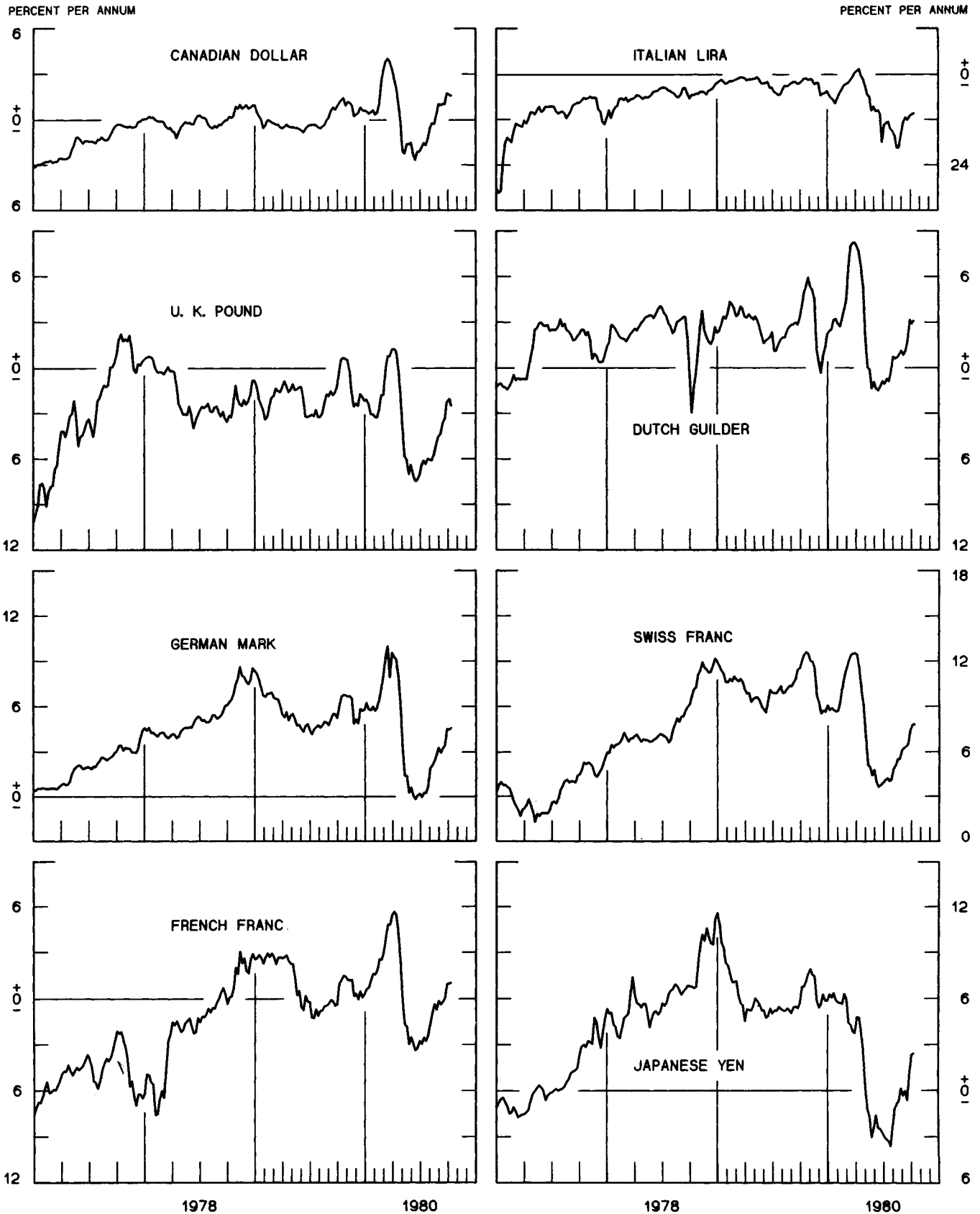
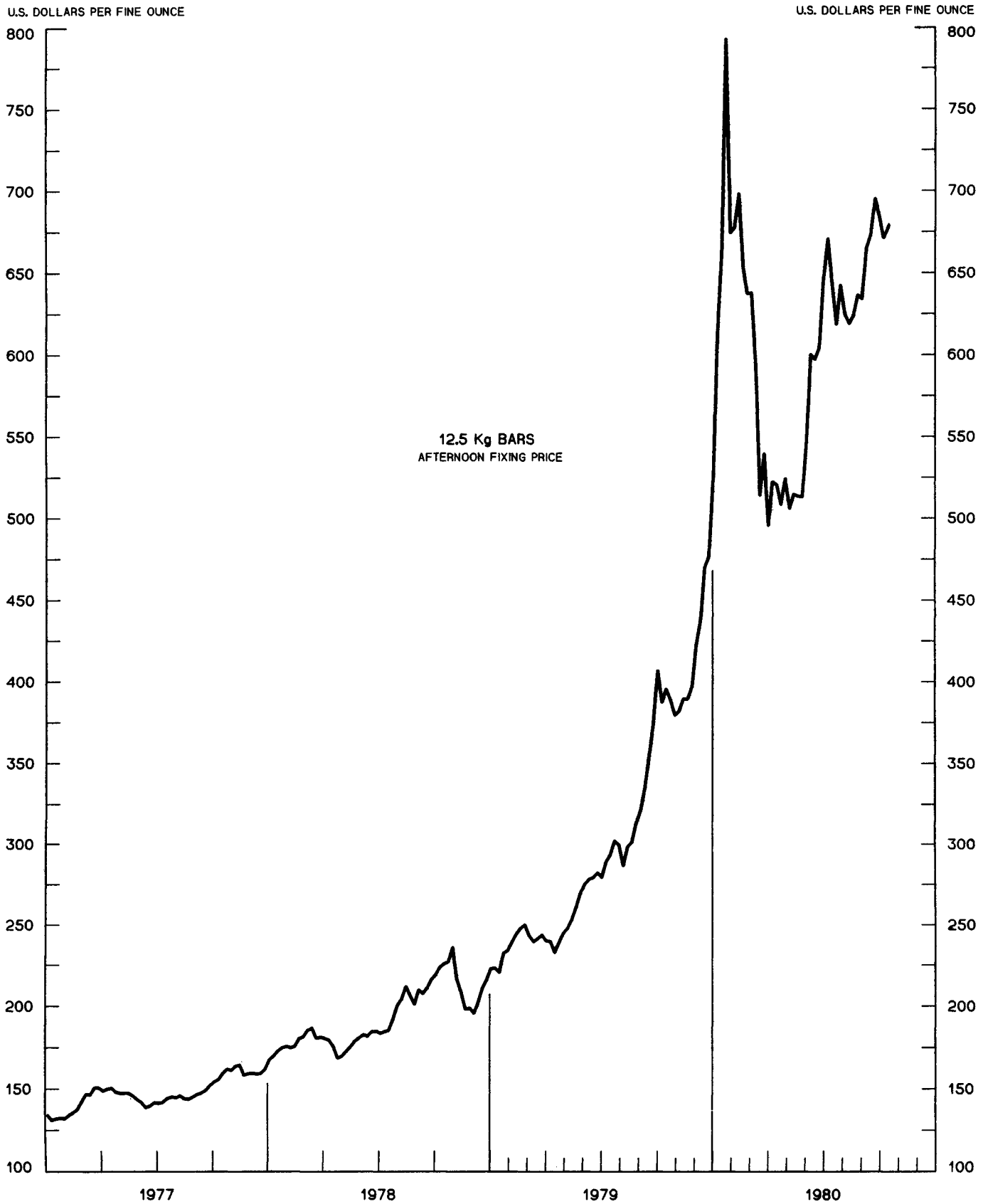


CHART 3
PRICE OF GOLD IN LONDON
AVERAGES FOR WEEK ENDING WEDNESDAY



12.5 Kg BARS
AFTERNOON FIXING PRICE

CHART 4
CALL MONEY RATES
 WEEKLY SERIES

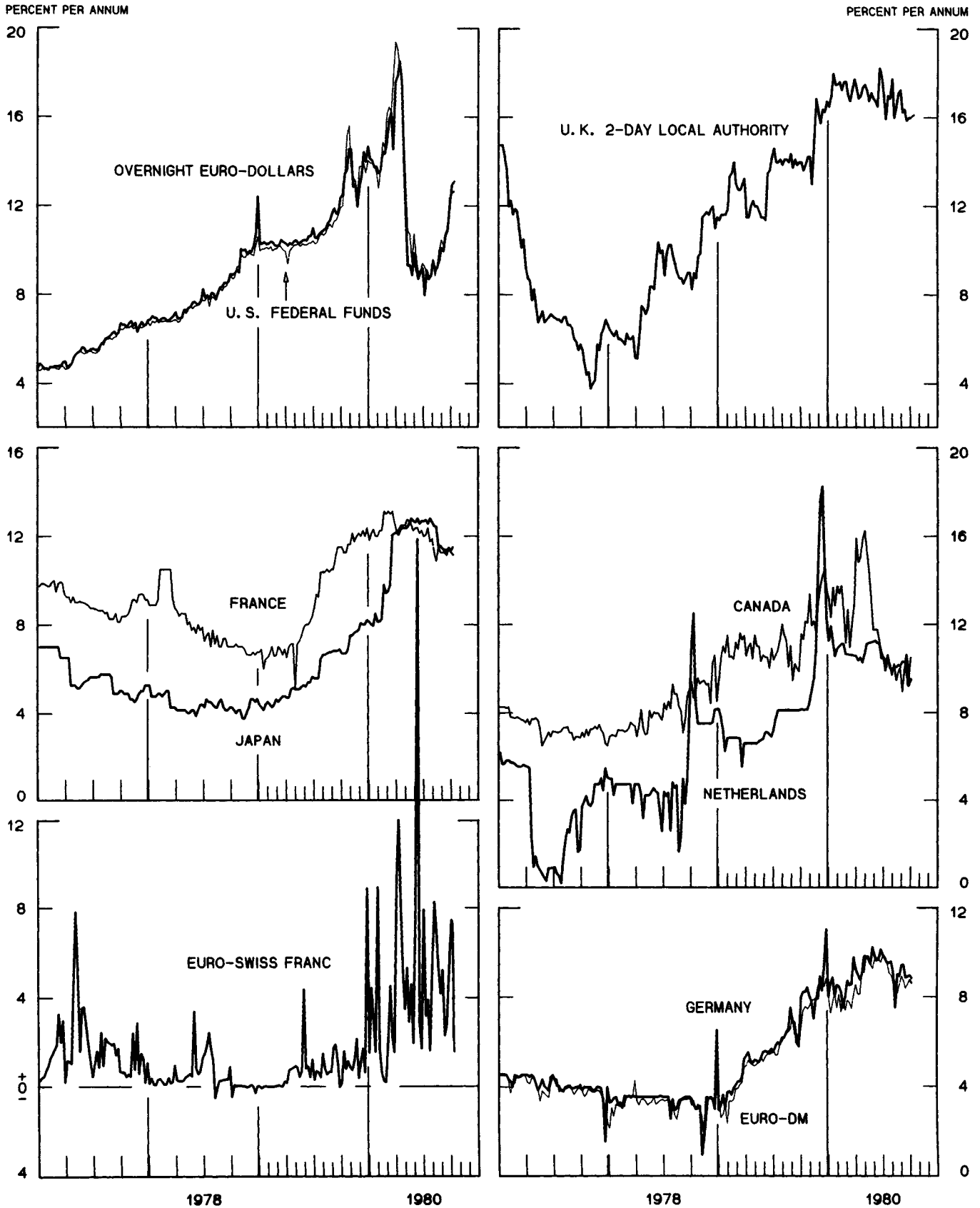


CHART 5
3-MONTH INTEREST RATES
 WEEKLY SERIES

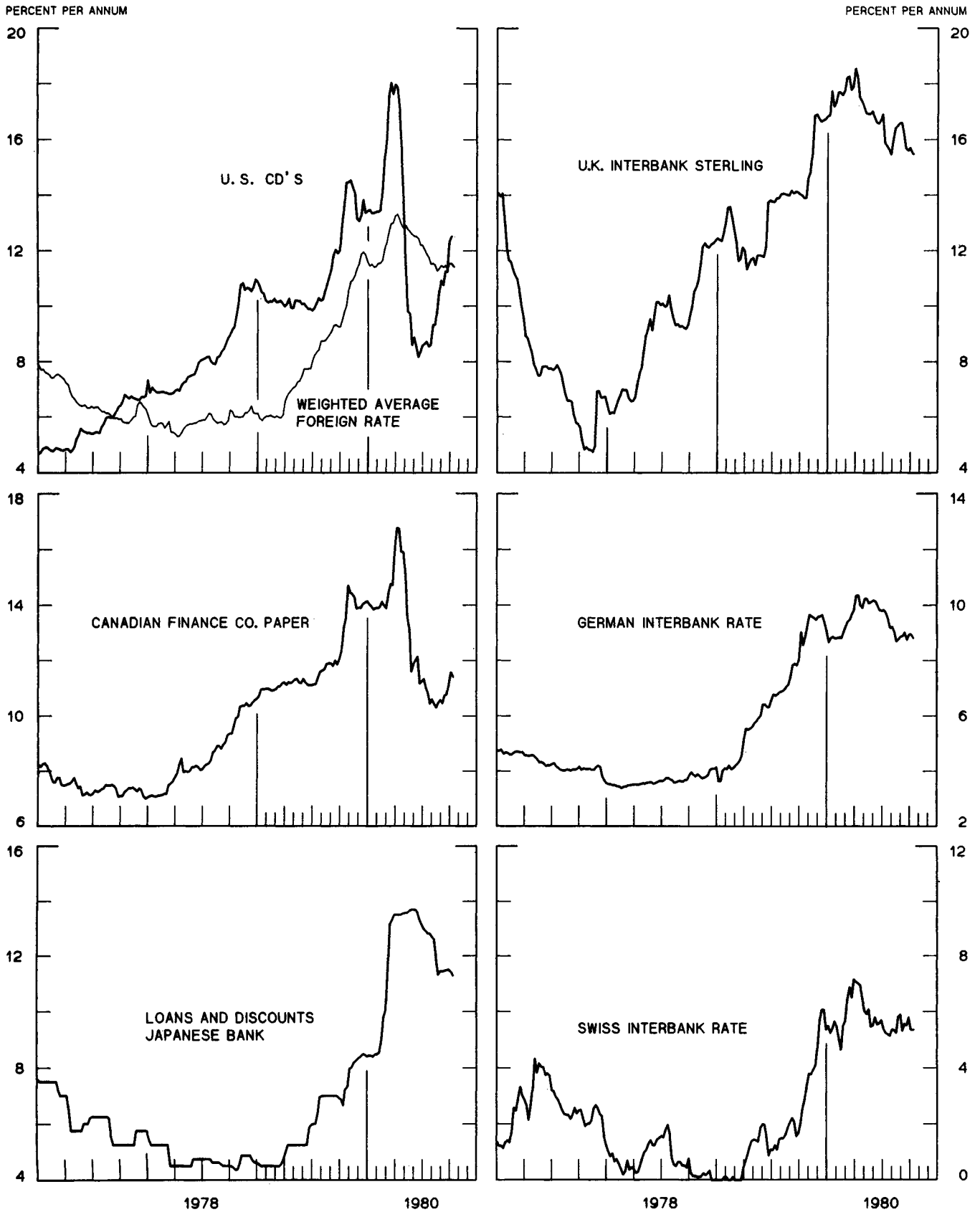


CHART 6
EURO-DOLLAR DEPOSIT RATES LONDON
AVERAGES FOR WEEK ENDING WEDNESDAY

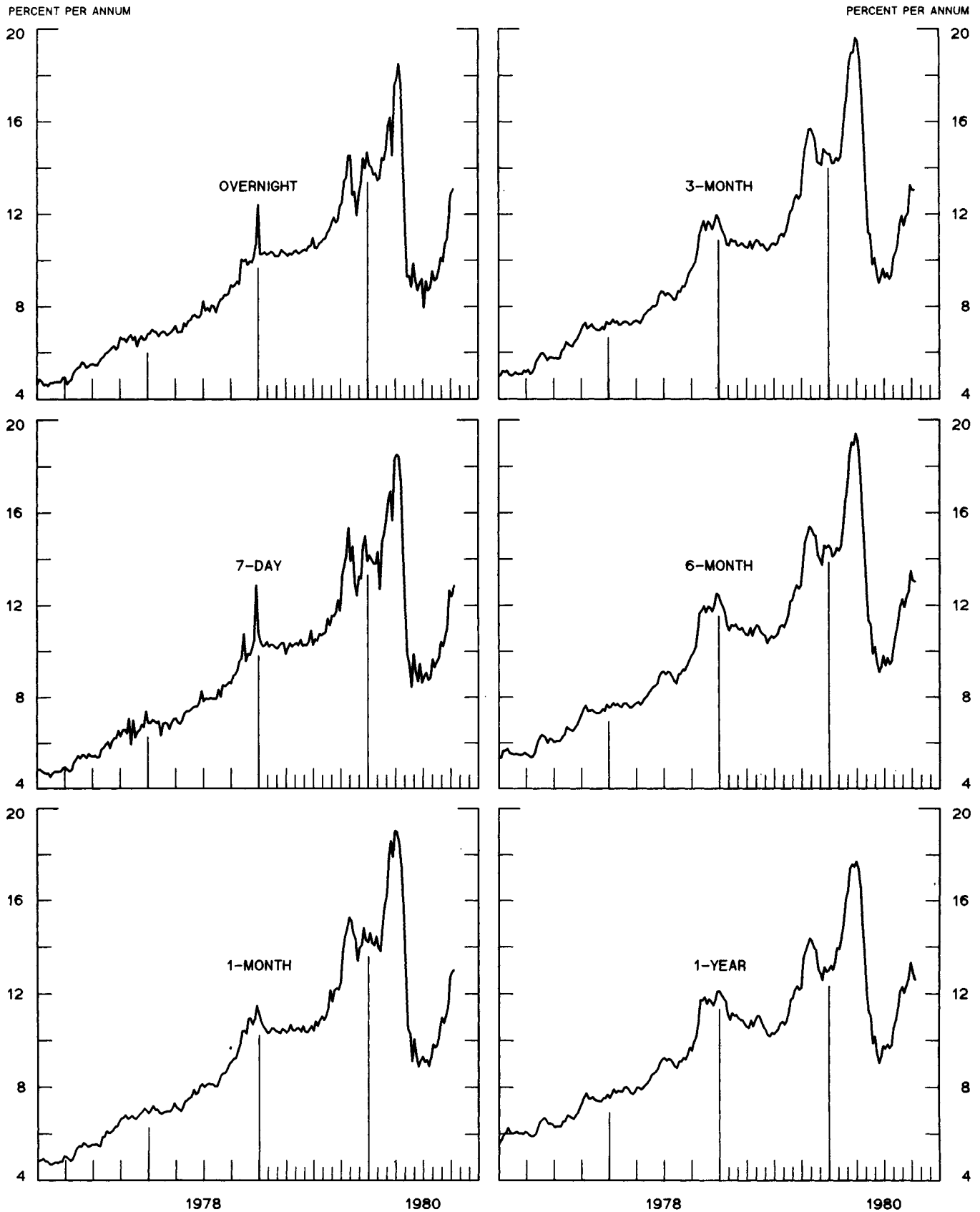
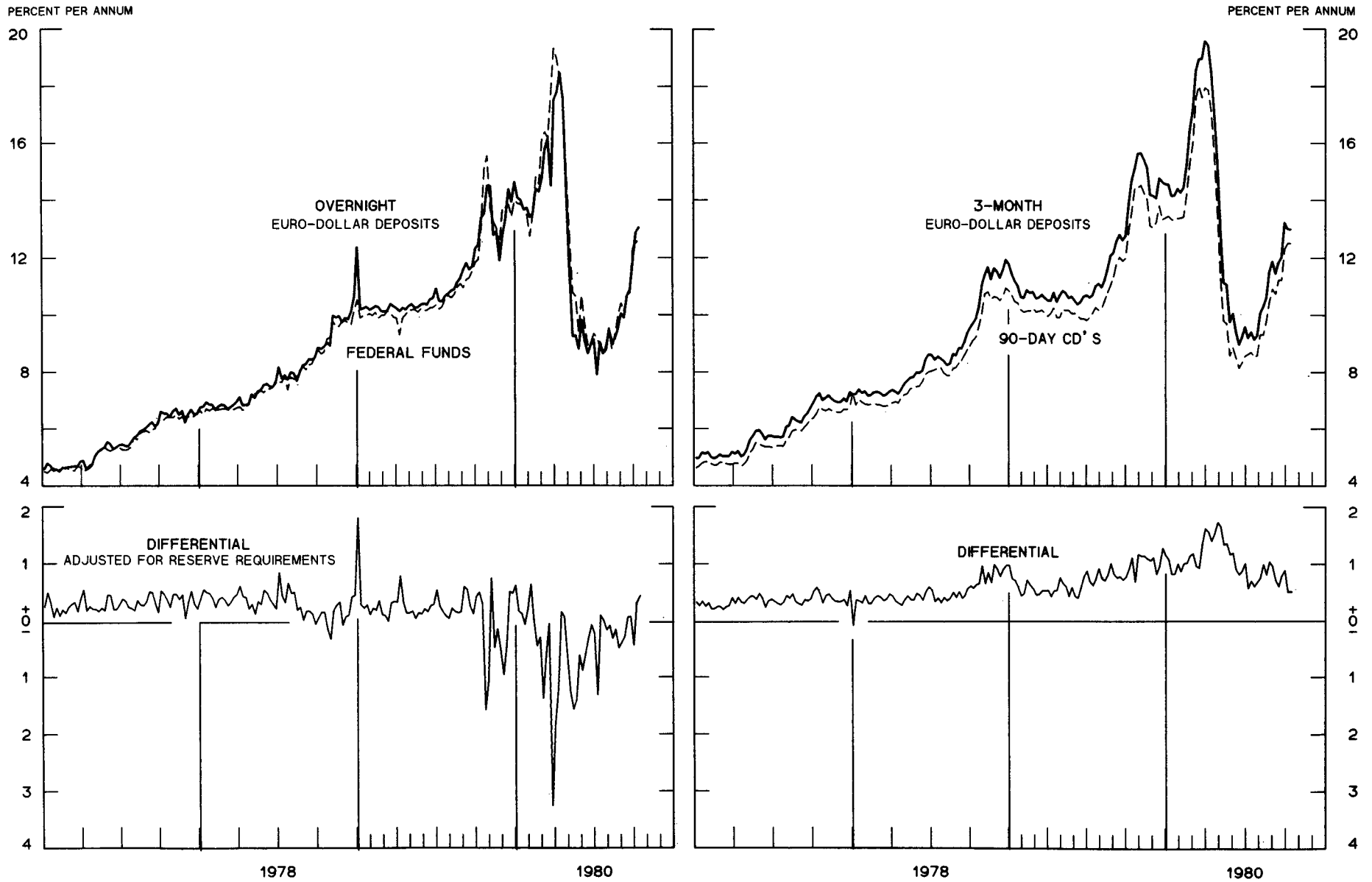


CHART 7
SELECTED EURO-DOLLAR AND U. S. MONEY MARKET RATES

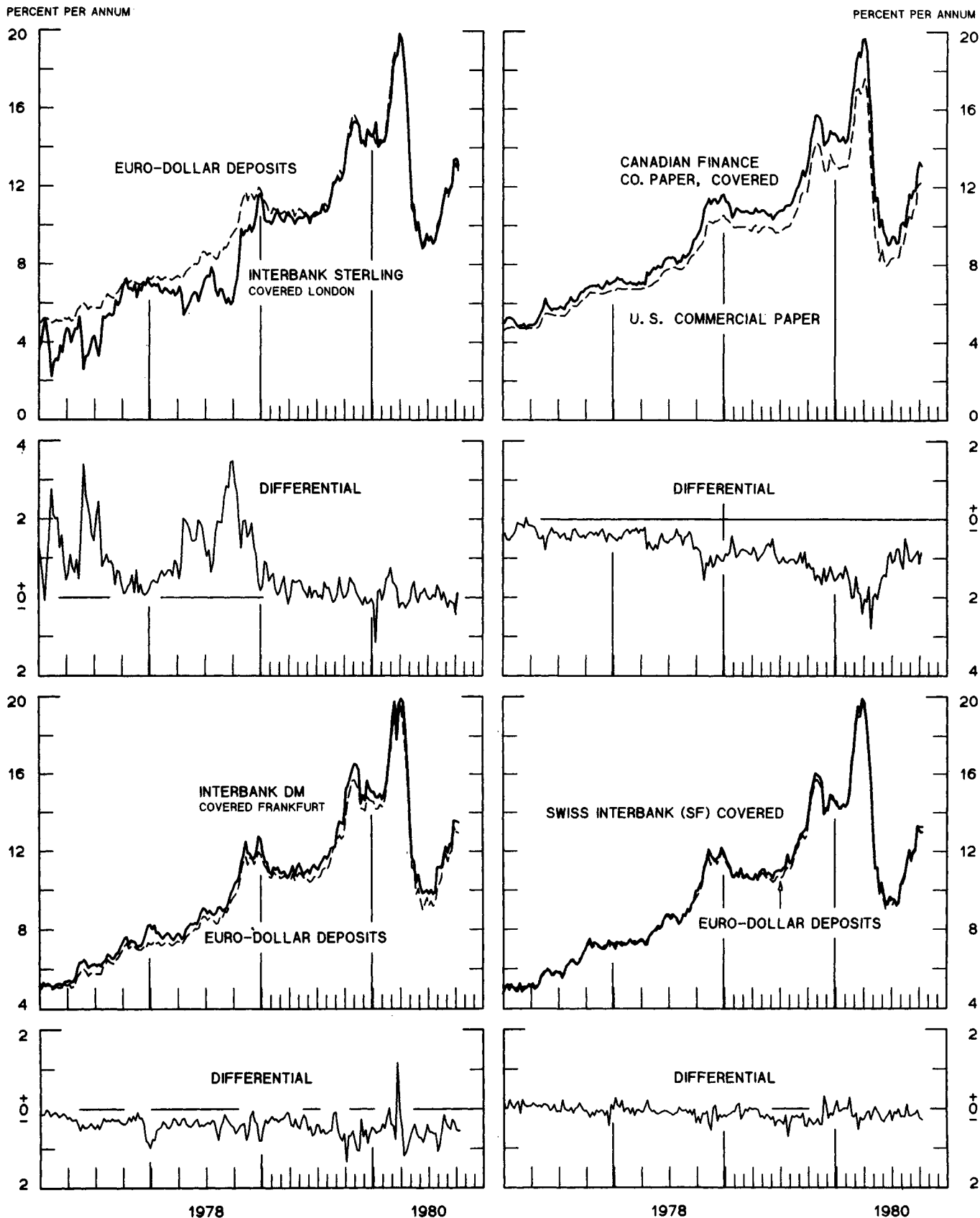
DIFFERENTIAL: PLUS(+), FAVORS BORROWING IN U. S.
 AVERAGES FOR WEEK ENDING WEDNESDAY



1 PERCENT ON DIFFERENTIAL SCALE = 2 PERCENT ON RATE SCALE

INTEREST ARBITRAGE: 3-MONTH FUNDS

DIFFERENTIAL: PLUS(+), INDICATES FAVOR DOLLAR ASSETS
AVERAGES FOR WEEK ENDING WEDNESDAY



1 PERCENT ON DIFFERENTIAL SCALE = 2 PERCENT ON RATE SCALE

CHART 9
LONG-TERM GOVERNMENT BOND YIELDS
 WEEKLY SERIES

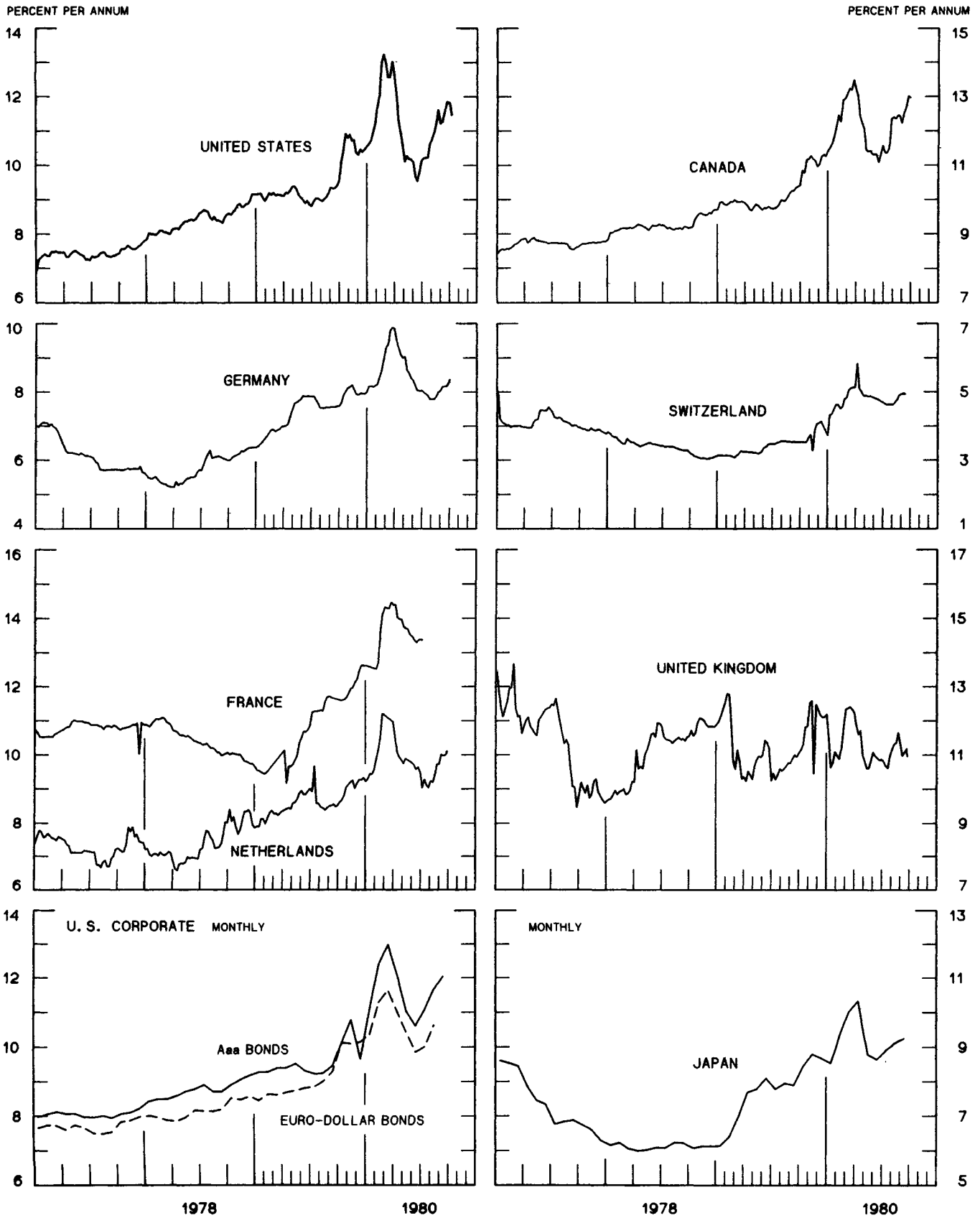
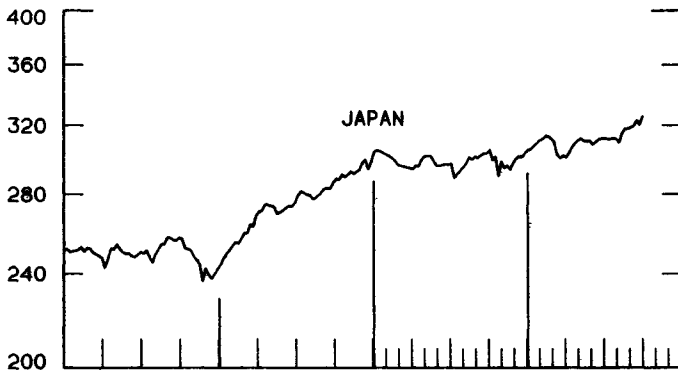
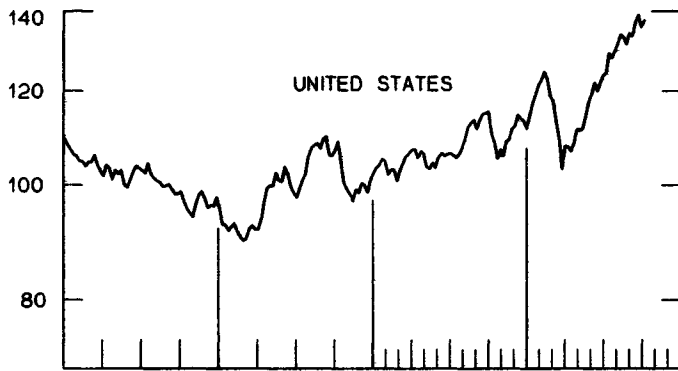
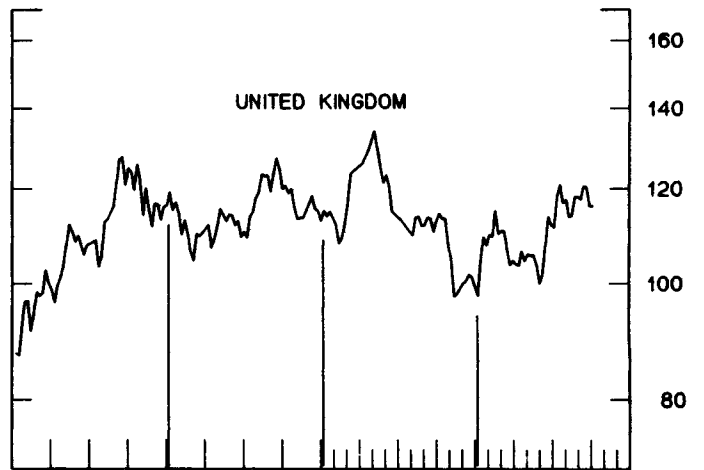
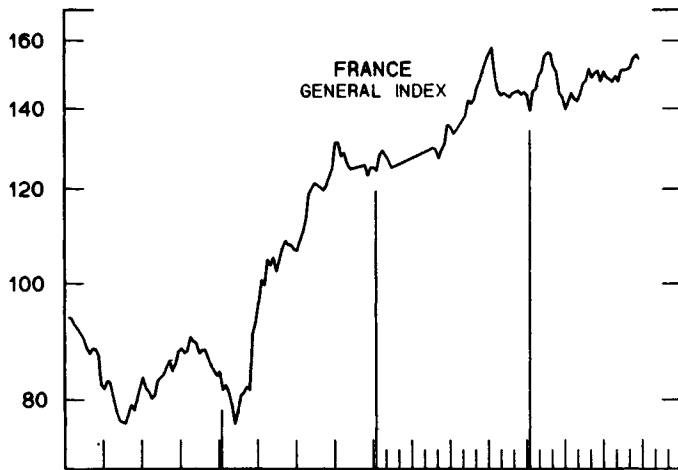
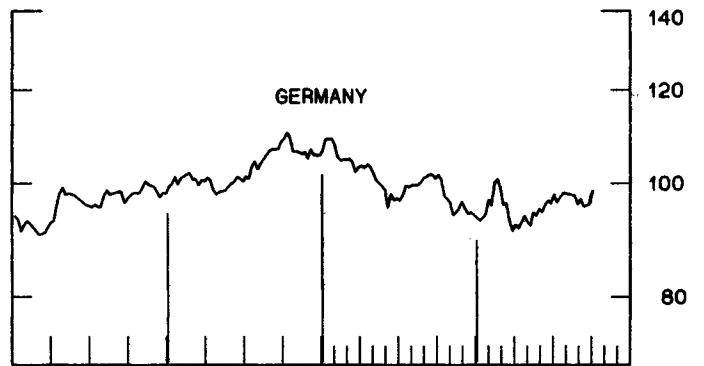
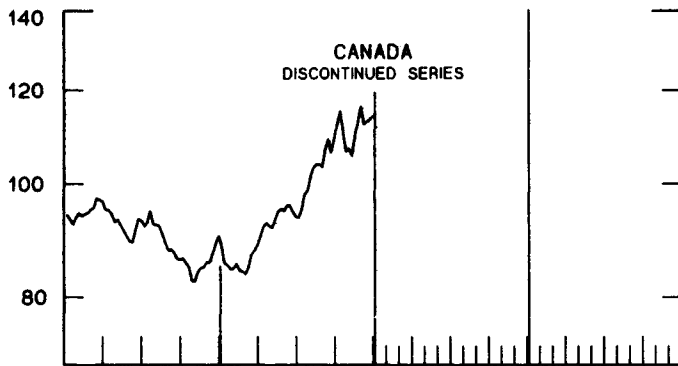
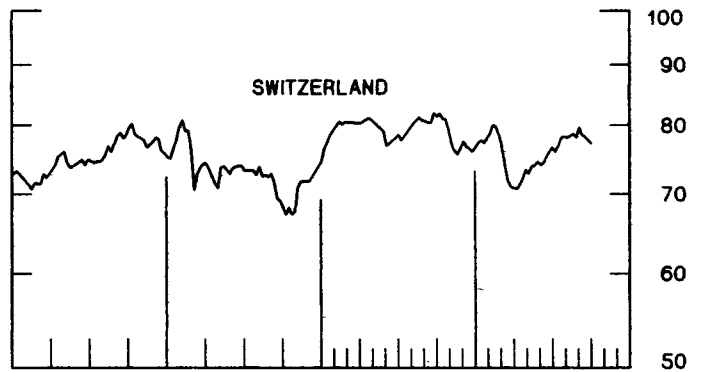


CHART 10
INDUSTRIAL STOCK INDICES
WEEKLY SERIES

RATIO SCALE
1969=100



RATIO SCALE
1969=100



1978

1980

1978

1980

SERIES NAME

LAST VALUE PLOTTED
DATE VALUE

CHART 1. SPOT EXCHANGE RATES AND INDICES

WEEKLY AVERAGES, NOON BUYING RATES (U.S. CENTS)

GERMAN MARK	OCT. 22	53.98
JAPANESE YEN	OCT. 22	0.47971
DUTCH GUILDER	OCT. 22	49.84
U.K. POUND	OCT. 22	242.57
CANADIAN DOLLAR	OCT. 22	85.69
FRENCH FRANC	OCT. 22	23.41
SWISS FRANC	OCT. 22	60.33
BELGIAN FRANC	OCT. 22	3.37442
ITALIAN LIRA	OCT. 22	0.11398

INDICES, MARCH 1973 BASE RATES = 100

GERMAN MARK	OCT. 22	151.86
JAPANESE YEN	OCT. 22	125.60
DUTCH GUILDER	OCT. 22	143.07
U.K. POUND	OCT. 22	98.11
CANADIAN DOLLAR	OCT. 22	85.40
FRENCH FRANC	OCT. 22	105.48
SWISS FRANC	OCT. 22	194.10
BELGIAN FRANC	OCT. 22	132.97
ITALIAN LIRA	OCT. 22	64.75

WEIGHTED AVERAGE EXCHANGE VALUE INDICES, MAR 1973 = 100
(G-10 COUNTRIES PLUS SWITZERLAND)

U.S. DOLLAR	OCT. 22	86.71
GERMAN MARK	OCT. 22	144.13
JAPANESE YEN	OCT. 22	113.84
DUTCH GUILDER	OCT. 22	130.09
U.K. POUND	OCT. 22	36.51
CANADIAN DOLLAR	OCT. 22	74.75
FRENCH FRANC	OCT. 22	93.65
SWISS FRANC	OCT. 22	176.27
BELGIAN FRANC	OCT. 22	119.94
ITALIAN LIRA	OCT. 22	55.51
SWEDISH KRONA	OCT. 22	94.02

CHART 2. 3-MONTH FORWARD EXCHANGE RATES, PREMIUM OR DISCOUNT

CANADIAN DOLLAR	OCT. 22	2.16
U.K. POUND	OCT. 22	-2.56
GERMAN MARK	OCT. 22	4.84
FRENCH FRANC	OCT. 22	1.47
SWISS FRANC	OCT. 22	8.29
DUTCH GUILDER	OCT. 22	3.85
JAPANESE YEN	OCT. 22	3.40
ITALIAN LIRA	OCT. 22	-8.64

SERIES NAME	LAST VALUE PLOTTED	
	DATE	VALUE
CHART 3. GCLD PRICE IN LONDON, AFTERNOON FIXING		
U.S. DOLLARS PER FINE OUNCE	OCT. 22	662.80
CHART 4. CALL MONEY RATES		
U.S. FEDERAL FUNDS	OCT. 22	12.55
OVERNIGHT EURO-DOLLAR DEPOSITS	OCT. 22	12.94
U.K. 2-DAY LOCAL AUTHORITY DEPOSITS	OCT. 17	18.50
CANADA	OCT. 17	10.56
GERMANY	OCT. 17	8.95
EURO-DM	SEPT. 19	8.43
JAPAN	OCT. 17	10.81
FRANCE	OCT. 17	11.00
NETHERLANDS	OCT. 3	9.55
EURC-SWISS FRANC	SEPT. 19	2.95
CHART 5. 3-MONTH INTEREST RATES		
U.S. 90-DAY CD'S, SECONDARY MARKET	OCT. 22	12.68
GERMAN INTERBANK LOAN	OCT. 22	8.95
JAPANESE BANK LOANS & DISCOUNTS	OCT. 22	10.86
CANADIAN FINANCE PAPER	OCT. 22	11.35
INTERBANK STERLING	OCT. 22	15.94
SWISS INTERBANK LOAN	OCT. 22	5.30
WEIGHTED AVERAGE FOREIGN INTEREST RATE (G-10 COUNTRIES PLUS SWITZERLAND)	OCT. 22	11.33
CHART 6. EURO-DOLLAR DEPOSIT RATES: LONDON		
OVERNIGHT	OCT. 22	12.94
7-DAY	OCT. 22	12.95
1-MCNTH	OCT. 22	13.14
3-MCNTH	OCT. 22	13.38
6-MCNTH	OCT. 22	13.35
1-YEAR	OCT. 22	12.81
CHART 7. SELECTED EURO-DOLLAR AND U.S. MONEY MARKET RATES		
OVERNIGHT EURO-DOLLAR DEPOSITS	OCT. 22	12.94
U.S. FEDERAL FUNDS	OCT. 22	12.55
DIFFERENTIAL ADJ. FOR RESERVE REQUIREMENTS	OCT. 22	0.39
3-MCNTH EURO-DOLLAR DEPOSIT RATE	OCT. 22	13.38
U.S. 90-DAY CD'S, SECONDARY MARKET	OCT. 22	12.68
DIFFERENTIAL	OCT. 22	0.70

SERIES NAME	LAST VALUE PLOTTED	
	DATE	VALUE
CHART 8. INTEREST ARBITRAGE, 3-MONTH FUNDS		
EURO-DOLLAR DEPOSIT	OCT. 22	13.38
INTERBANK STERLING (LONDON), COVERED	OCT. 22	13.28
DIFFERENTIAL	OCT. 22	0.09
U.S. COMMERCIAL PAPER	OCT. 22	12.26
CANADIAN FINANCE PAPER, COVERED	OCT. 22	13.58
DIFFERENTIAL	OCT. 22	-1.32
EURO-DOLLAR DEPOSIT	OCT. 22	13.38
INTERBANK DM (FRANKFURT), COVERED	OCT. 22	13.89
DIFFERENTIAL	OCT. 22	-0.52
EURO-DOLLAR DEPOSIT	OCT. 22	13.38
SWISS INTERBANK, COVERED	OCT. 22	13.70
DIFFERENTIAL	OCT. 22	-0.32
CHART 9. LONG TERM GOVERNMENT BOND YIELDS		
UNITED STATES	OCT. 17	11.44
GERMANY	OCT. 10	8.34
JAPAN (MONTHLY)	SEPT.	9.22
SWITZERLAND	OCT. 3	4.81
CANADA	OCT. 17	12.25
FRANCE	JULY 11	13.35
NETHERLANDS	OCT. 3	10.09
UNITED KINGDOM	OCT. 17	10.97
U.S. CORPORATE		
AAA BONDS	SEPT.	12.02
EURO-DM BONDS	DEC.	6.63
EURO-DOLLAR BONDS	AUG.	10.60
CHART 10. INDUSTRIAL STOCK INDICES		
UNITED STATES	OCT. 17	142.48
JAPAN	OCT. 17	328.96
CANADA	DEC. 29	113.81
FRANCE	OCT. 10	153.90
UNITED KINGDOM	OCT. 17	115.65
SWITZERLAND	OCT. 17	76.27
GERMANY	OCT. 3	97.69