

Selected Interest & Exchange Rates

Weekly Series of Charts

October 14, 1980

**Prepared by the
FINANCIAL MARKETS
SECTION**

**DIVISION OF
INTERNATIONAL FINANCE**

**BOARD OF GOVERNORS
FEDERAL RESERVE SYSTEM
Washington, D.C. 20551**

Table of Contents

TABLES

1. LATEST FIGURES PLOTTED
2. DAILY CERTIFIED SPOT EXCHANGE RATES-- H.10 RELEASE

CHARTS

1. SPOT EXCHANGE RATE INDICES
2. 3-MONTH FORWARD EXCHANGE RATES
3. GOLD PRICE--LONDON
4. CALL MONEY RATES
5. 3-MONTH INTEREST RATES
6. EURO-DOLLAR DEPOSIT RATES
7. SELECTED EURO-DOLLAR AND U.S. MONEY MARKET RATES
8. INTEREST ARBITRAGE: 3-MONTH FUNDS
9. LONG-TERM GOVERNMENT BOND YIELDS
10. INDUSTRIAL STOCK INDICES

SUBSCRIPTION RATES:

Weekly \$15.00 per year or \$.40 each in the United States, its possessions, Canada, and Mexico; 10 or more of the same issue to one address, \$13.50 per year or \$.35 each. Elsewhere, \$20.00 per year or \$.50 each. Address requests to Publications Services, Division of Administrative Services, and make payment remittance payable to the order of the Board of Governors of the Federal Reserve System in a form collectible at par in U.S. Currency.

SPOT EXCHANGE INDICES

DOLLAR PRICES OF FOREIGN CURRENCIES AND WEIGHTED AVERAGE VALUES (THIN LINE)
AVERAGES FOR WEEK ENDING WEDNESDAY

RATIO SCALE
MARCH 1973=100

RATIO SCALE
MARCH 1973=100

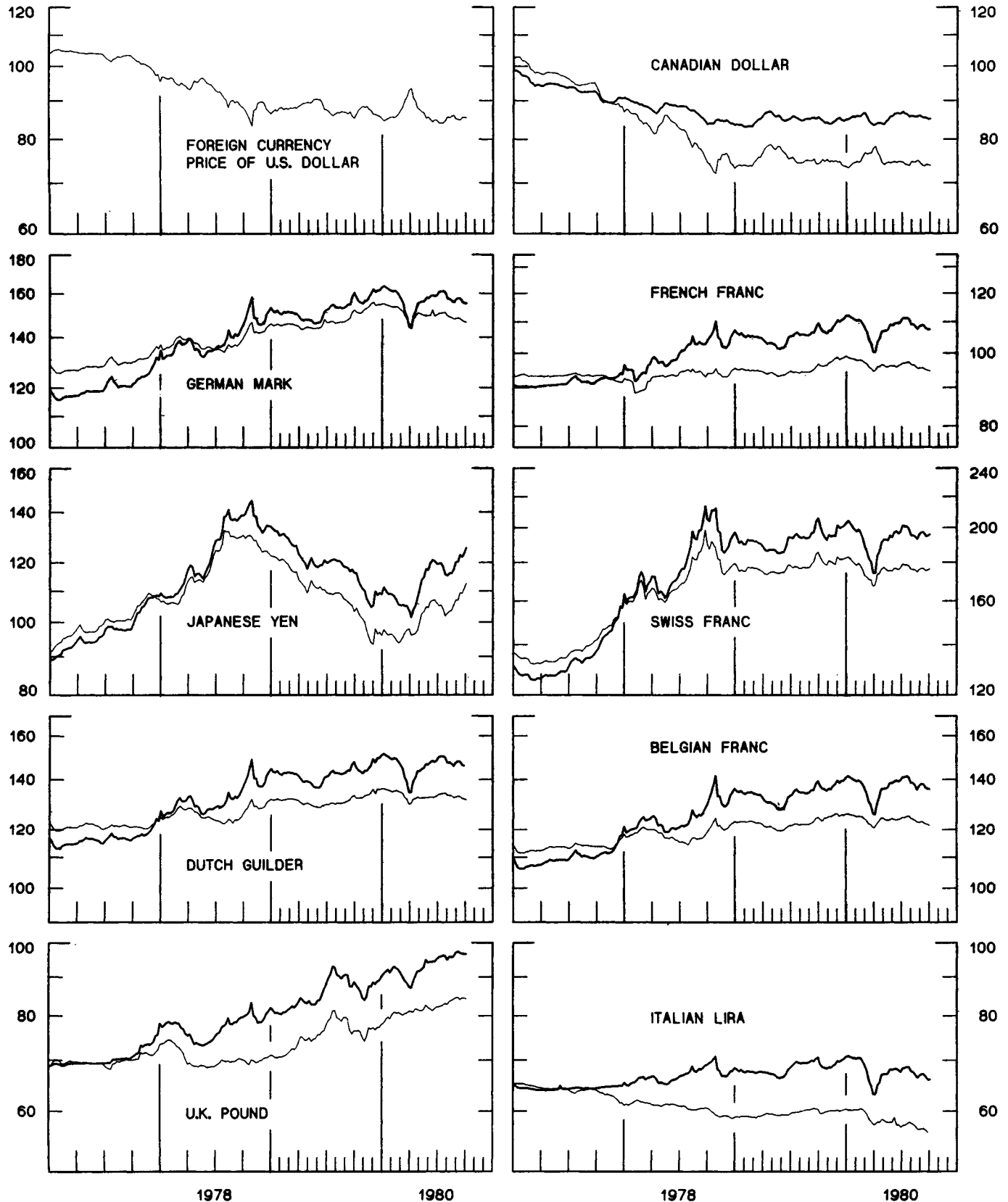


CHART 2
3-MONTH FORWARD EXCHANGE RATES
 PREMIUM (+) OR (-)
 AVERAGES FOR WEEK ENDING WEDNESDAY

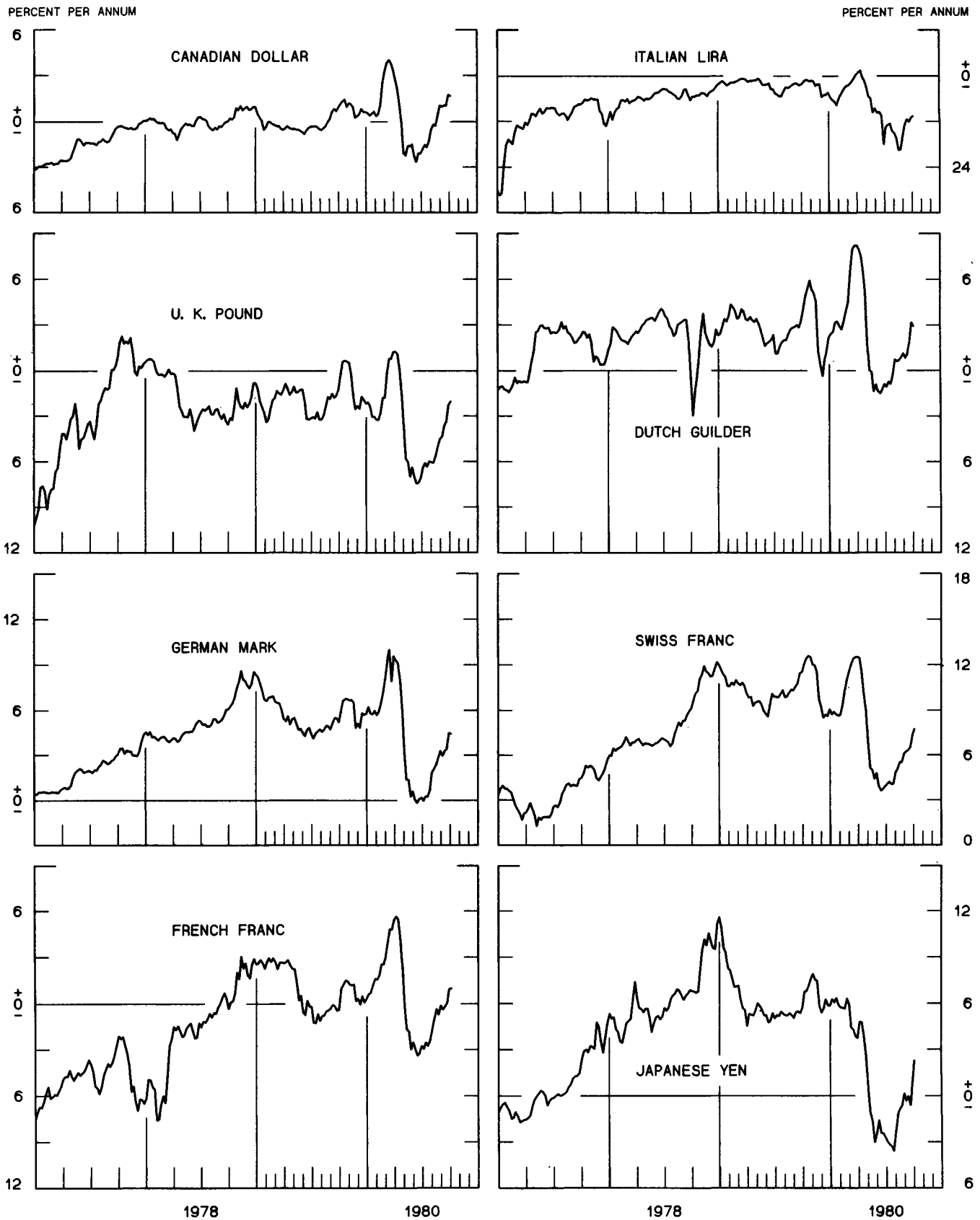


CHART 3
PRICE OF GOLD IN LONDON
AVERAGES FOR WEEK ENDING WEDNESDAY

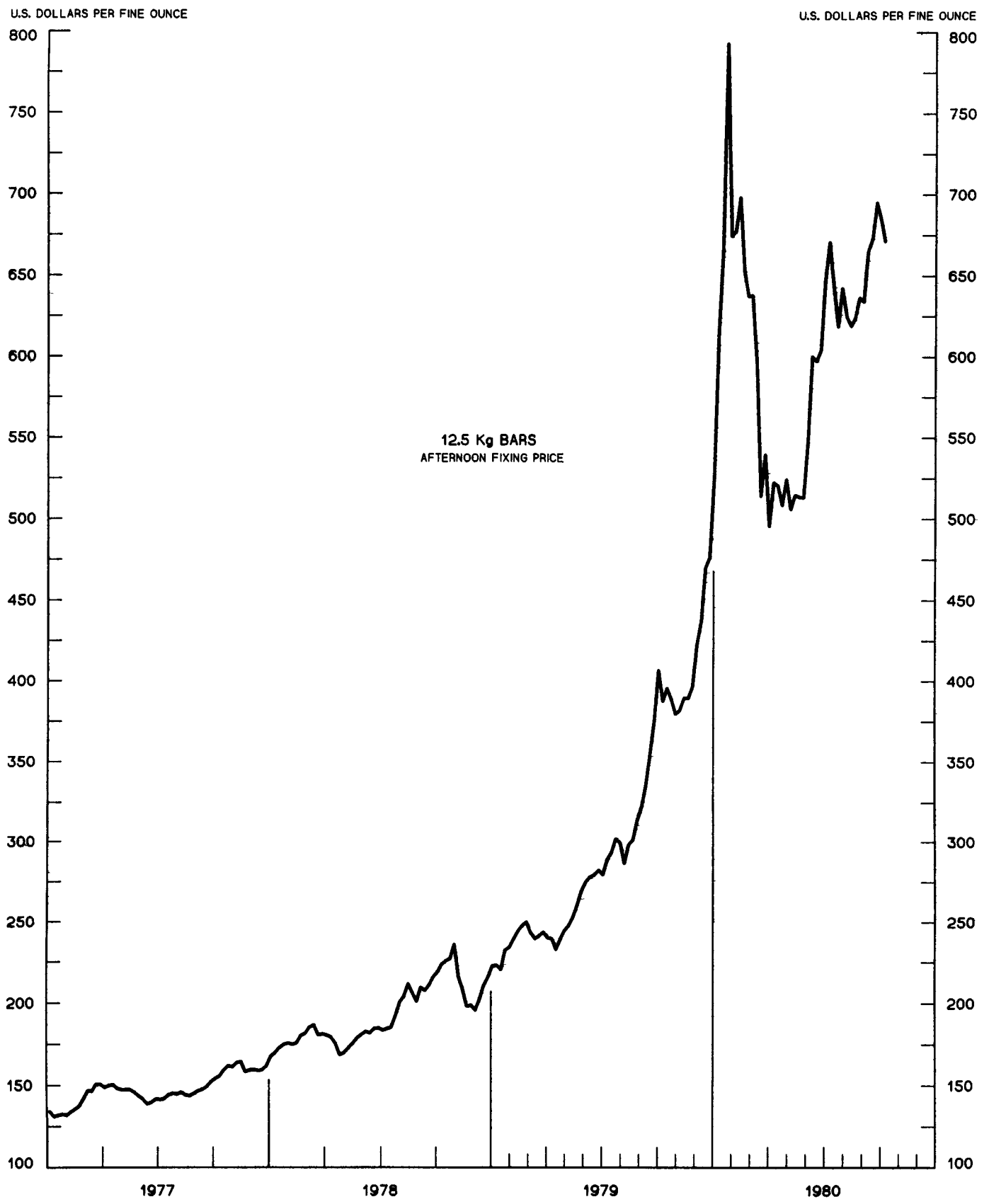


CHART 4
CALL MONEY RATES
 WEEKLY SERIES

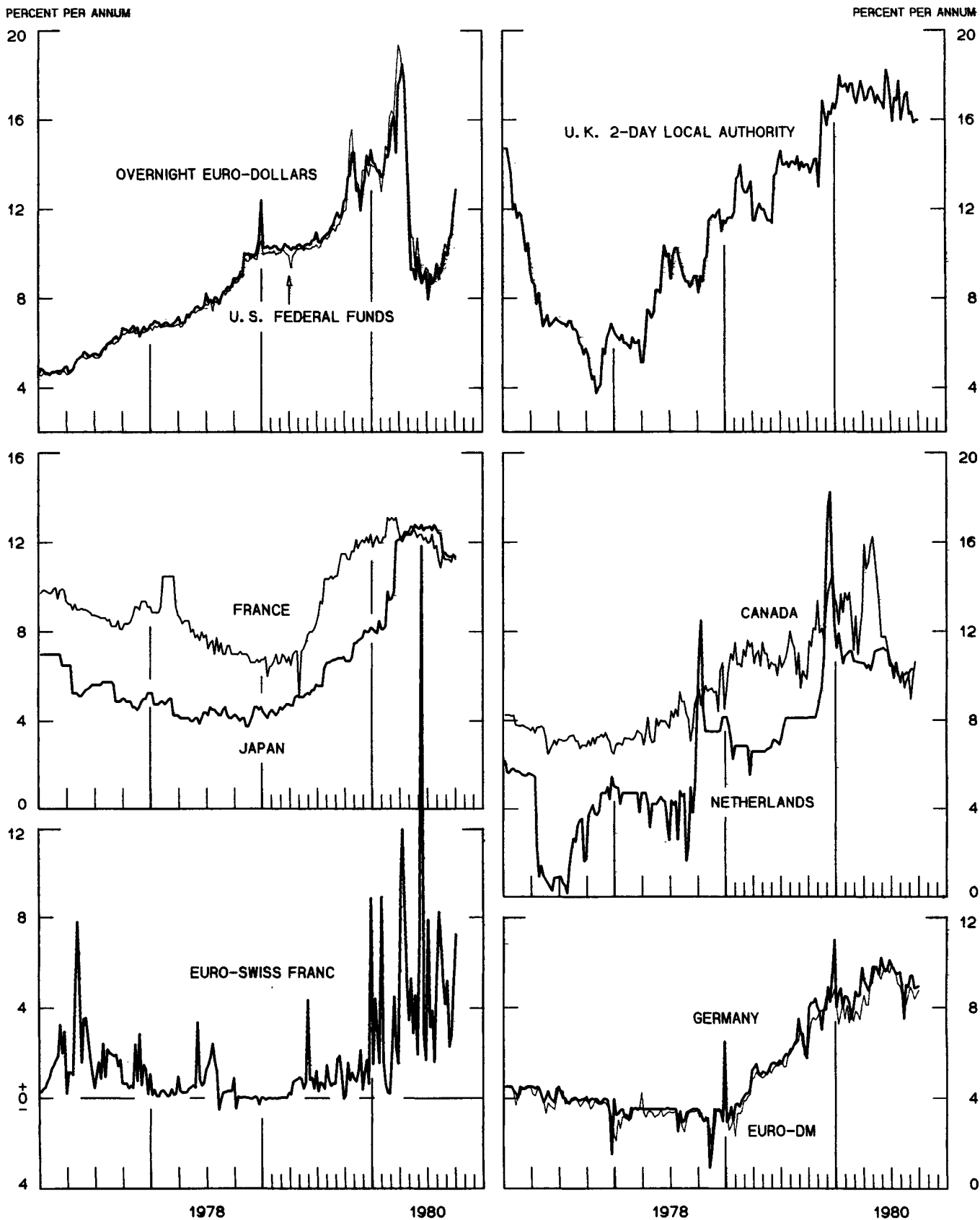


CHART 5
3-MONTH INTEREST RATES
 WEEKLY SERIES

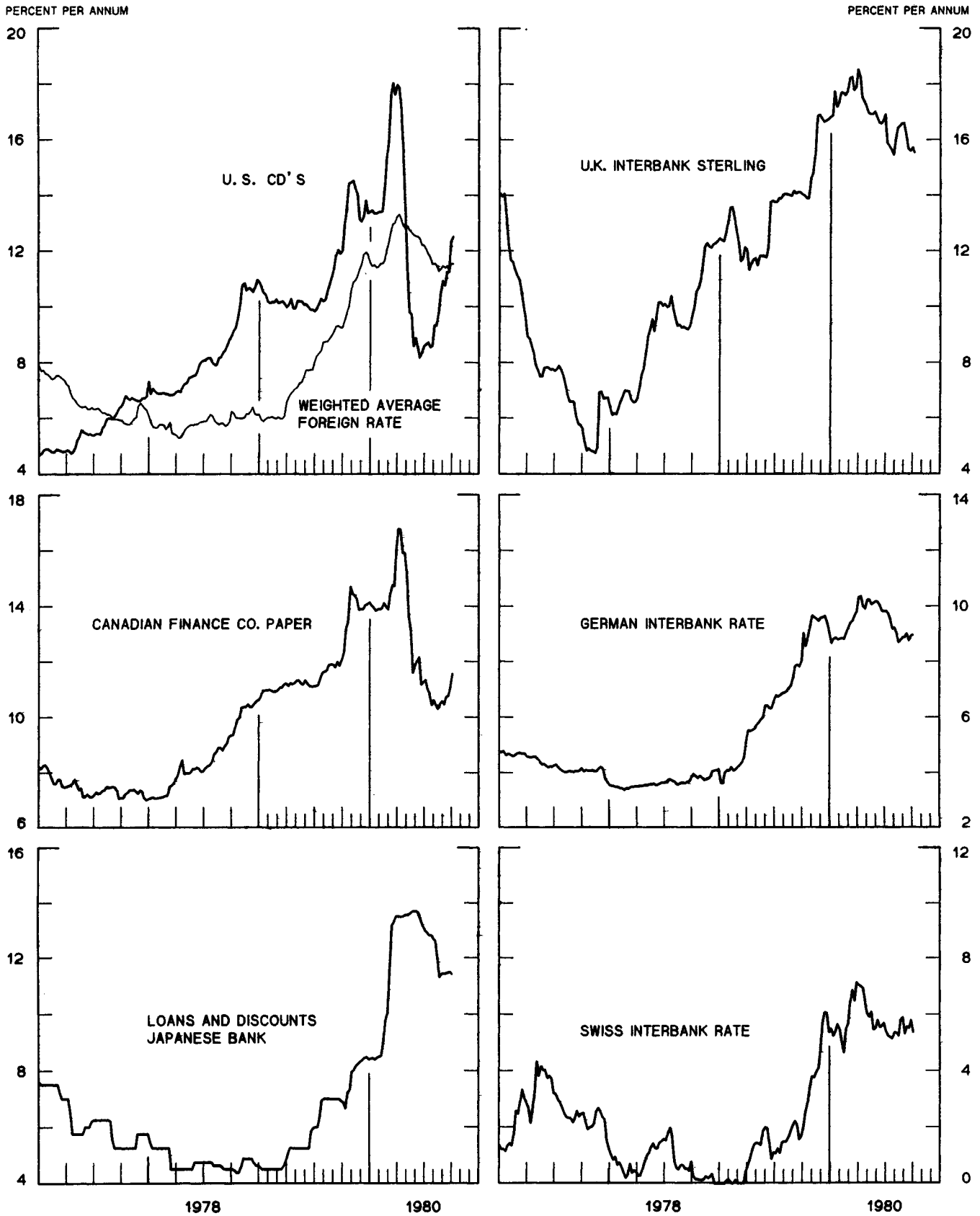


CHART 6
EURO-DOLLAR DEPOSIT RATES LONDON
AVERAGES FOR WEEK ENDING WEDNESDAY

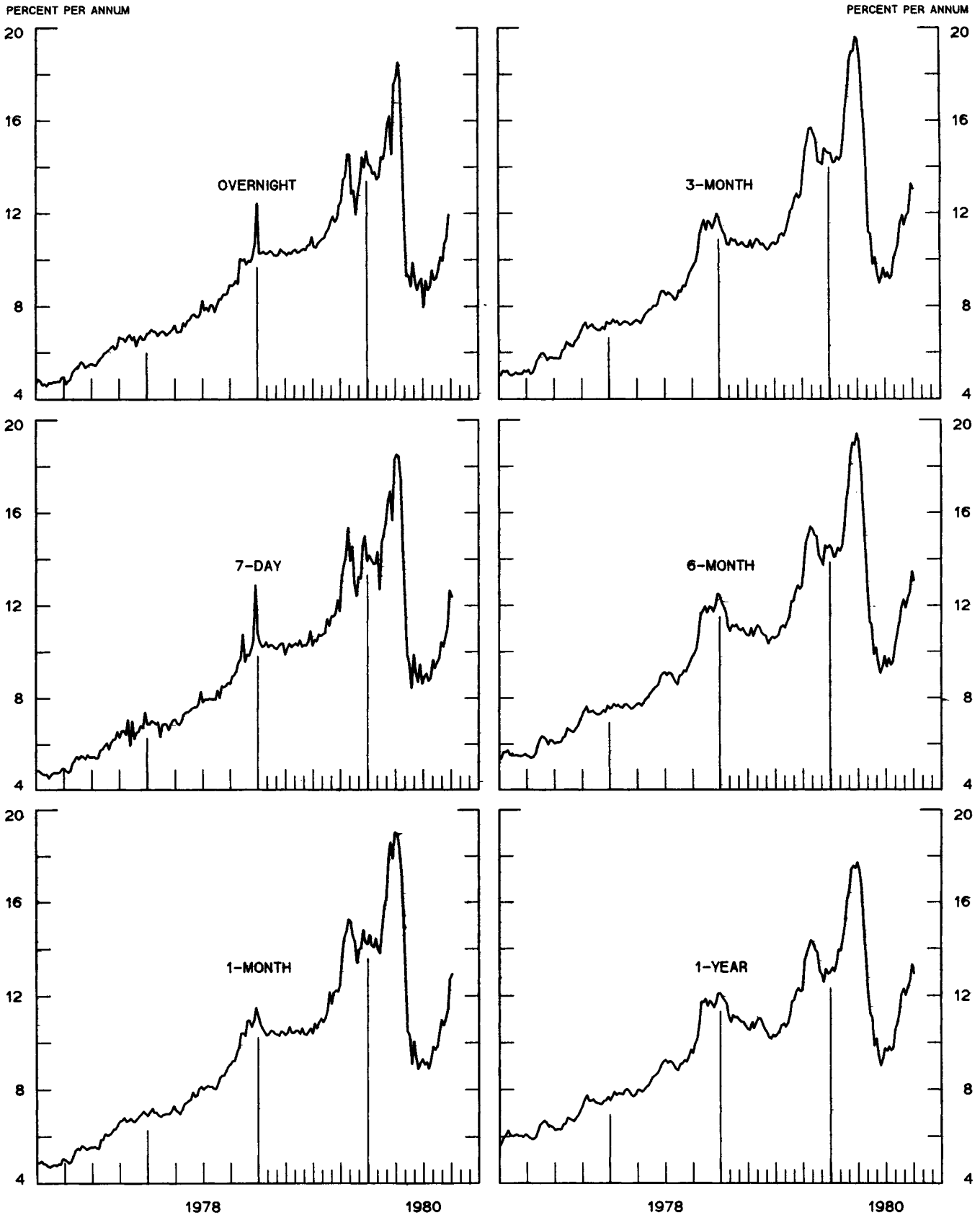
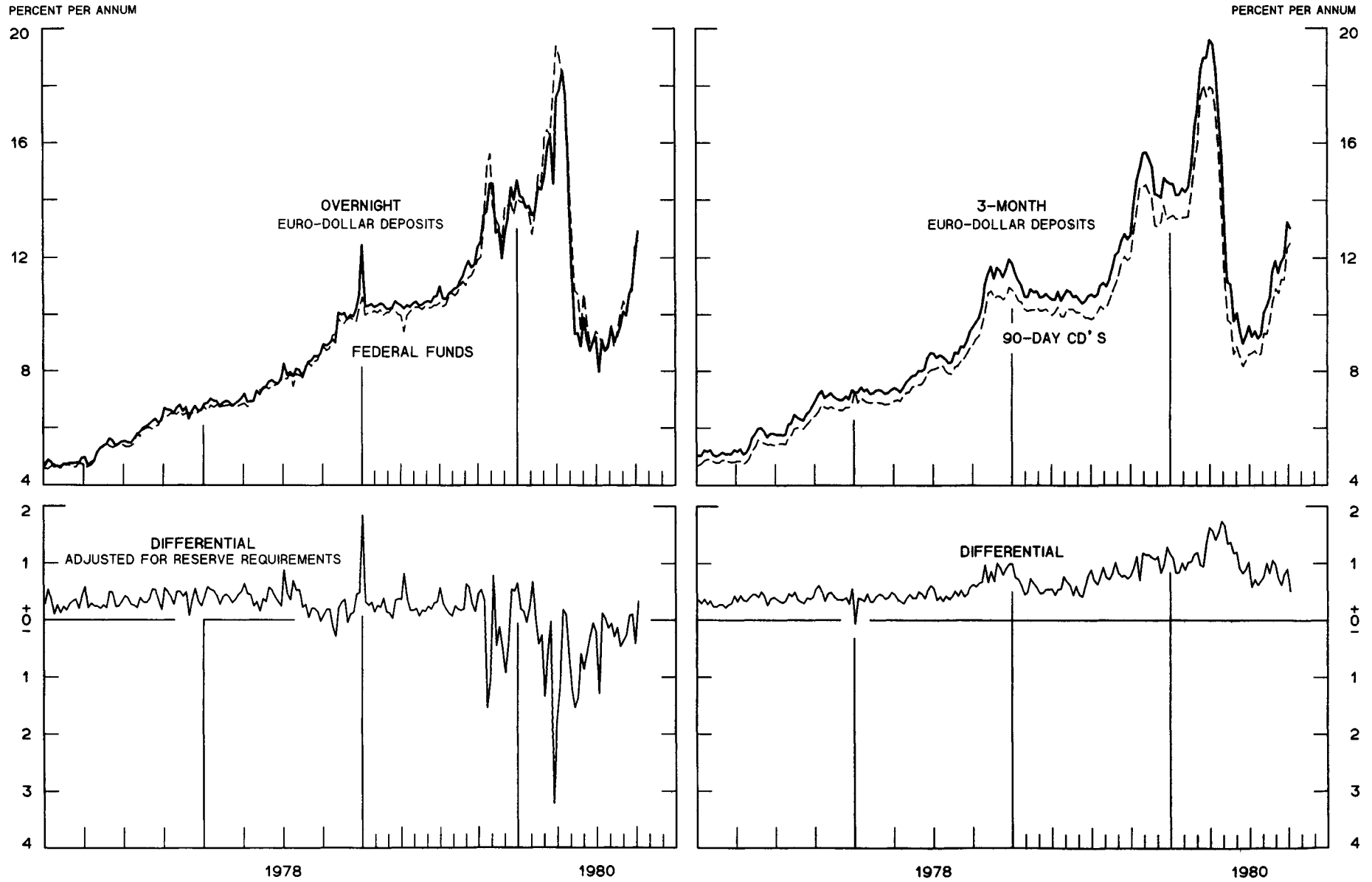


CHART 7
SELECTED EURO-DOLLAR AND U. S. MONEY MARKET RATES

DIFFERENTIAL: PLUS(+), FAVORS BORROWING IN U. S.
 AVERAGES FOR WEEK ENDING WEDNESDAY

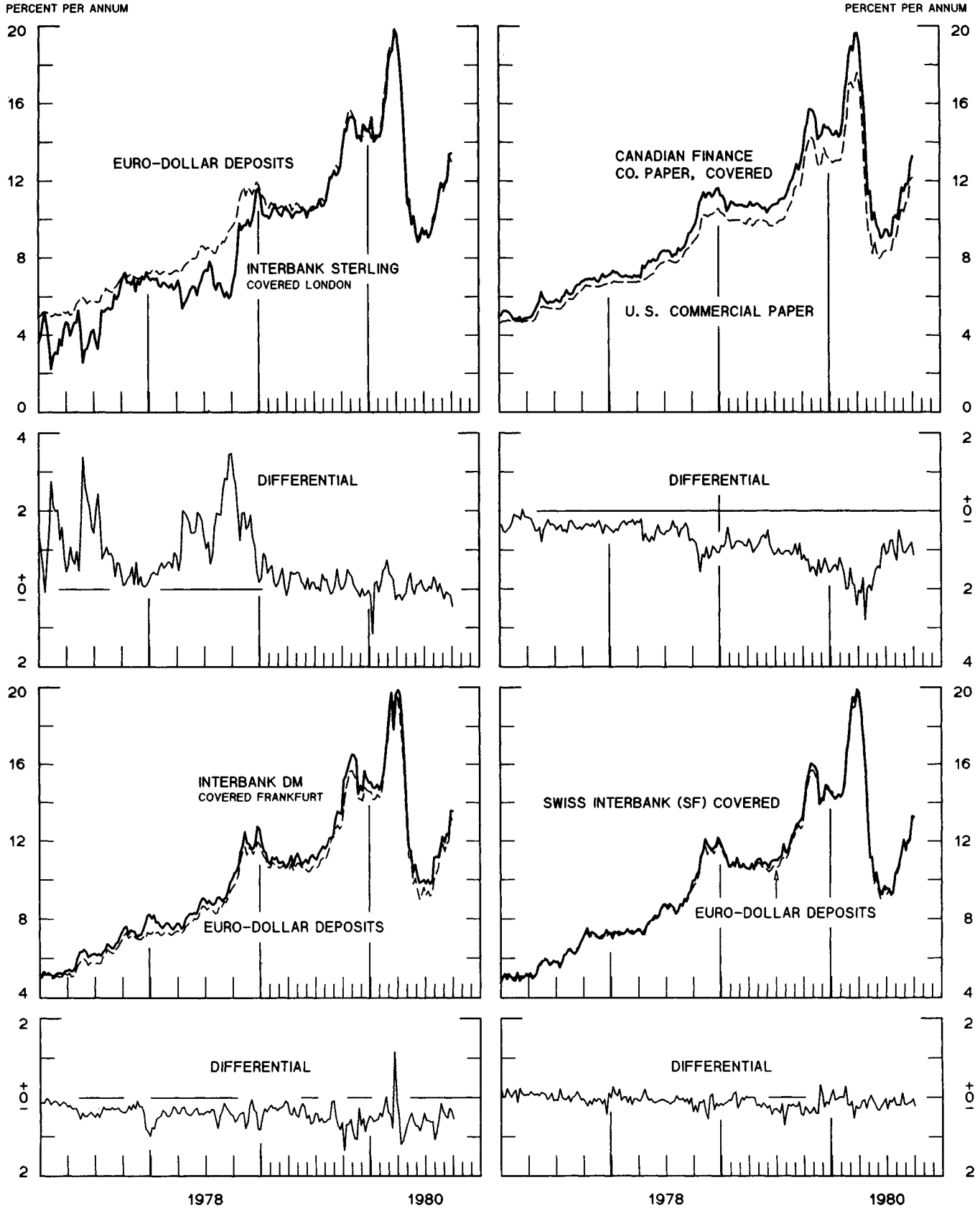


1 PERCENT ON DIFFERENTIAL SCALE = 2 PERCENT ON RATE SCALE

CHART 8

INTEREST ARBITRAGE: 3-MONTH FUNDS

DIFFERENTIAL: PLUS(+), INDICATES FAVOR DOLLAR ASSETS
AVERAGES FOR WEEK ENDING WEDNESDAY



1 PERCENT ON DIFFERENTIAL SCALE = 2 PERCENT ON RATE SCALE

CHART 9
LONG-TERM GOVERNMENT BOND YIELDS
 WEEKLY SERIES

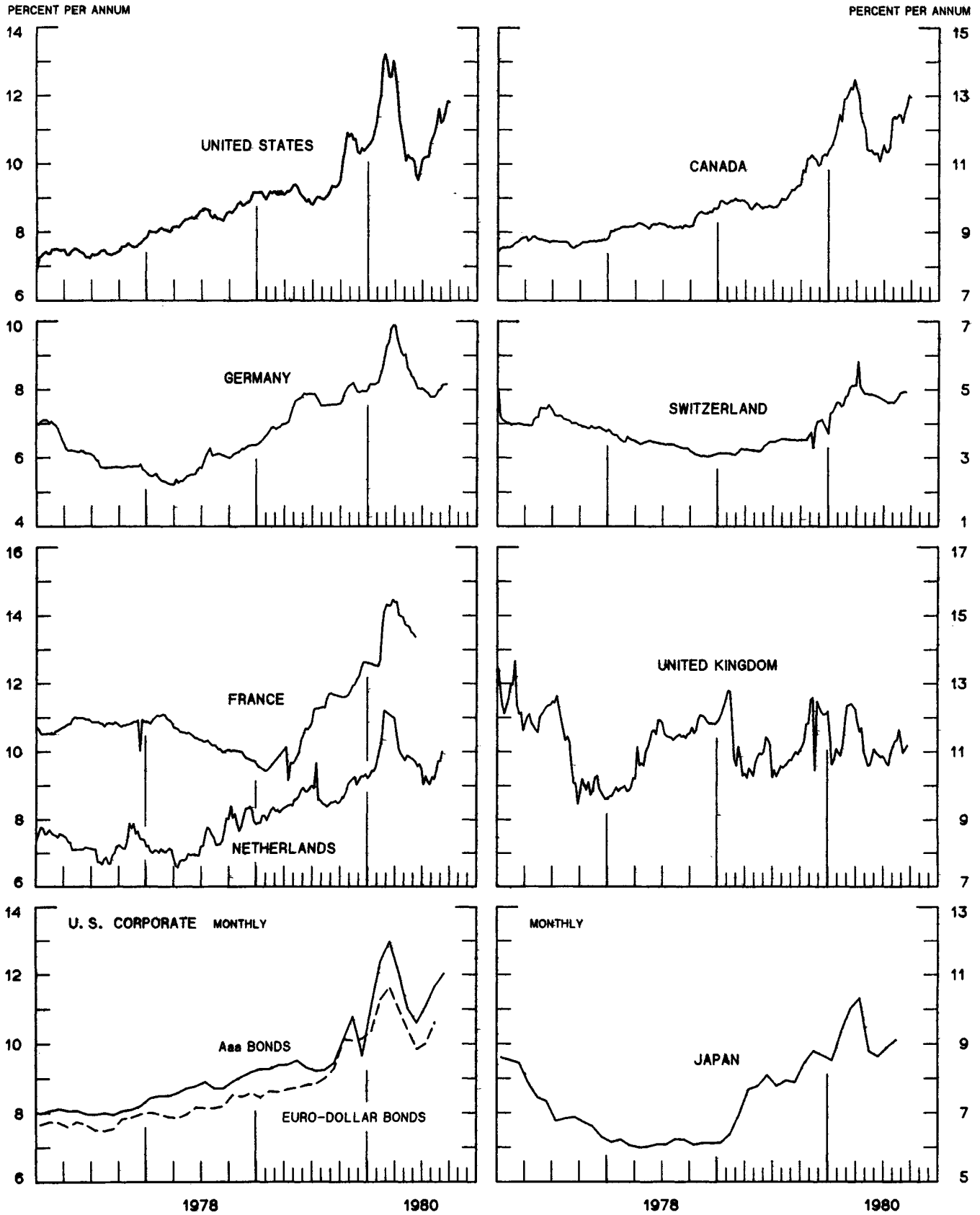
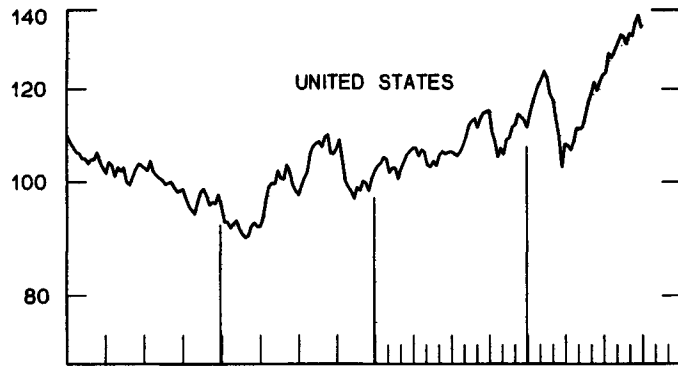
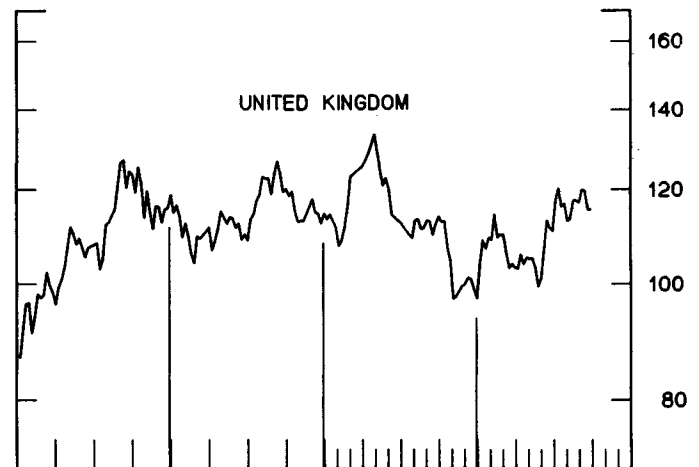
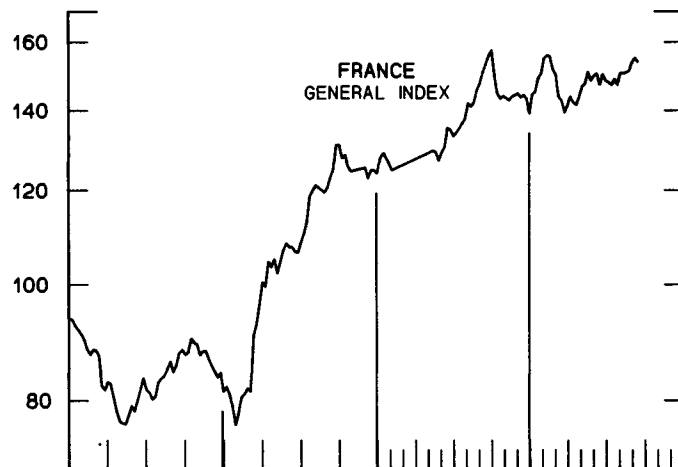
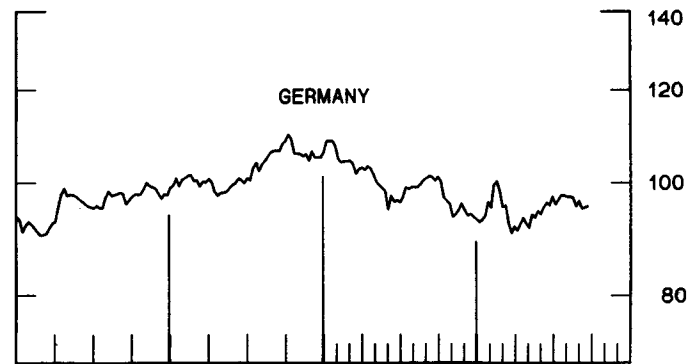
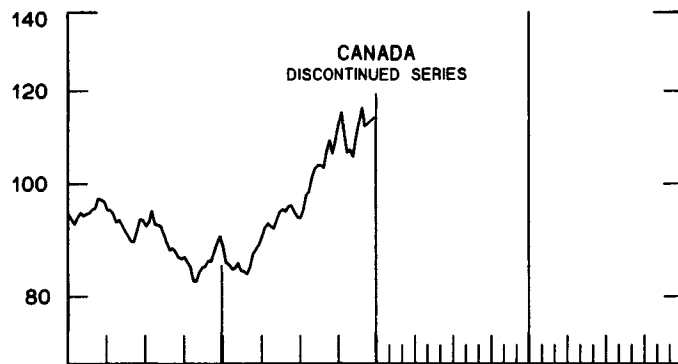
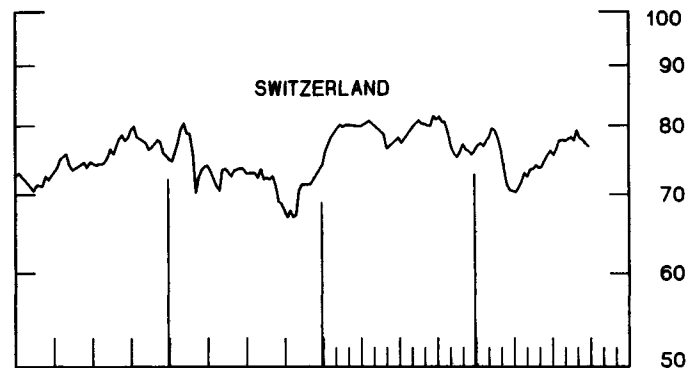
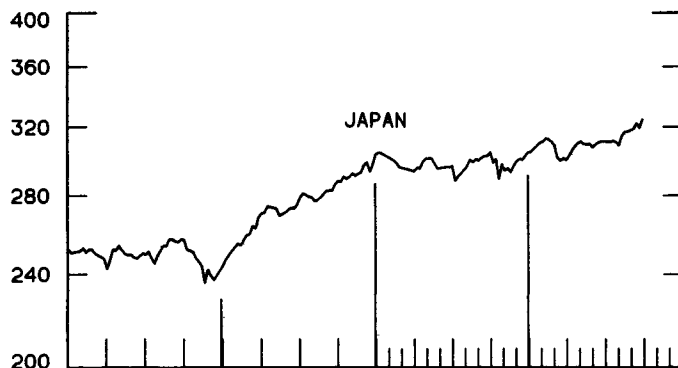


CHART 10
INDUSTRIAL STOCK INDICES
 WEEKLY SERIES

RATIO SCALE
 1969=100



RATIO SCALE
 1969=100



1978

1980

1978

1980

SERIES NAME

LAST VALUE PLOTTED
DATE VALUE

CHART 1. SECT EXCHANGE RATES AND INDICES

WEEKLY AVERAGES, NCON BUYING RATES (U.S. CENTS)

GERMAN MARK	OCT. 8	55.37
JAPANESE YEN	OCT. 8	0.48038
DUTCH GUILDER	OCT. 8	50.93
U.K. PCUND	OCT. 8	239.15
CANADIAN DOLLAR	OCT. 8	85.58
FRENCH FRANC	OCT. 8	23.86
SWISS FRANC	OCT. 8	60.97
BELGIAN FRANC	OCT. 8	3.44924
ITALIAN LIRA	OCT. 8	0.11630

INDICES, MARCH 1973 BASE RATES = 100

GERMAN MARK	OCT. 8	155.75
JAPANESE YEN	OCT. 8	125.78
DUTCH GUILDER	OCT. 8	146.22
U.K. POUND	OCT. 8	96.73
CANADIAN DOLLAR	OCT. 8	85.30
FRENCH FRANC	OCT. 8	107.53
SWISS FRANC	OCT. 8	196.15
BELGIAN FRANC	OCT. 8	135.92
ITALIAN LIRA	OCT. 8	66.07

WEIGHTED AVERAGE EXCHANGE VALUE INDICES, MAR 1973 = 100
(G-10 CCUNTRIES PLUS SWITZERLAND)

U.S. DOLLAR	OCT. 8	85.68
GERMAN MARK	OCT. 8	146.88
JAPANESE YEN	OCT. 8	112.82
DUTCH GUILDER	OCT. 8	131.82
U.K. POUND	OCT. 8	84.28
CANADIAN DOLLAR	OCT. 8	73.90
FRENCH FRANC	OCT. 8	94.69
SWISS FRANC	OCT. 8	176.46
BELGIAN FRANC	OCT. 8	121.52
ITALIAN LIRA	OCT. 8	56.15
SWEDISH KRONA	OCT. 8	94.09

CHART 2. 3-MONTH FORWARD EXCHANGE RATES, PREMIUM OR DISCCUNT

CANADIAN DCLLAR	OCT. 8	1.69
U.K. POUND	OCT. 8	-2.01
GERMAN MARK	OCT. 8	4.48
FRENCH FRANC	OCT. 8	1.00
SWISS FRANC	OCT. 8	7.77
DUTCH GUILDER	OCT. 8	2.92
JAPANESE YEN	OCT. 8	2.28
ITALIAN LIRA	OCT. 8	-10.57

SERIES NAME	LAST VALUE PLOTTED	
	DATE	VALUE
CHART 3. GOLD PRICE IN LONDON, AFTERNOON FIXING		
U.S. DOLLARS PER FINE OUNCE	OCT. 8	671.58
CHART 4. CALL MONEY RATES		
U.S. FEDERAL FUNDS	OCT. 8	12.59
OVERNIGHT EURO-DOLLAR DEPOSITS	OCT. 8	12.92
U.K. 2-DAY LOCAL AUTHORITY DEPOSITS	OCT. 3	16.00
CANADA	OCT. 3	10.48
GERMANY	OCT. 3	8.95
EURC-DM	SEPT. 19	8.43
JAPAN	OCT. 3	11.38
FRANCE	OCT. 3	11.25
NETHERLANDS	SEPT. 12	10.30
EURC-SWISS FRANC	SEPT. 19	2.95
CHART 5. 3-MONTH INTEREST RATES		
U.S. 90-DAY CD'S, SECONDARY MARKET	OCT. 8	12.52
GERMAN INTERBANK LOAN	OCT. 8	8.98
JAPANESE BANK LOANS & DISCOUNTS	OCT. 8	11.42
CANADIAN FINANCE PAPER	OCT. 8	11.57
INTERBANK STERLING	OCT. 8	15.55
SWISS INTERBANK LOAN	OCT. 8	5.38
WEIGHTED AVERAGE FOREIGN INTEREST RATE (G-10 COUNTRIES PLUS SWITZERLAND)	OCT. 8	11.53
CHART 6. EURO-DOLLAR DEPOSIT RATES: LONDON		
OVERNIGHT	OCT. 8	12.92
7-DAY	OCT. 8	12.38
1-MONTH	OCT. 8	12.94
3-MONTH	OCT. 8	13.03
6-MONTH	OCT. 8	13.05
1-YEAR	OCT. 8	12.90
CHART 7. SELECTED EURO-DOLLAR AND U.S. MONEY MARKET RATES		
OVERNIGHT EURO-DOLLAR DEPOSITS	OCT. 8	12.92
U.S. FEDERAL FUNDS	OCT. 8	12.59
DIFFERENTIAL ADJ. FOR RESERVE REQUIREMENTS	OCT. 8	0.33
3-MONTH EURO-DOLLAR DEPOSIT RATE	OCT. 8	13.03
U.S. 90-DAY CD'S, SECONDARY MARKET	OCT. 8	12.52
DIFFERENTIAL	OCT. 8	0.51

SERIES NAME	LAST VALUE PLOTTED	
	DATE	VALUE
CHART 8. INTEREST ARBITRAGE, 3-MONTH FUNDS		
EURC-DOLLAR DEPOSIT	OCT. 8	13.03
INTERBANK STERLING (LONDON), COVERED	OCT. 8	13.46
DIFFERENTIAL	OCT. 8	-0.44
U.S. COMMERCIAL PAPER	OCT. 8	12.18
CANADIAN FINANCE PAPER, COVERED	OCT. 8	13.31
DIFFERENTIAL	OCT. 8	-1.13
EURC-DOLLAR DEPOSIT	OCT. 8	13.03
INTERBANK DM (FRANKFURT), COVERED	OCT. 8	13.56
DIFFERENTIAL	OCT. 8	-0.54
EURC-DOLLAR DEPOSIT	OCT. 8	13.03
SWISS INTERBANK, COVERED	OCT. 8	13.25
DIFFERENTIAL	OCT. 8	-0.23
CHART 9. LONG TERM GOVERNMENT BOND YIELDS		
UNITED STATES	OCT. 3	11.79
GERMANY	SEPT. 26	8.15
JAPAN (MONTHLY)	SEPT.	9.22
SWITZERLAND	SEPT. 19	4.90
CANADA	OCT. 3	12.93
FRANCE	JULY 11	13.35
NETHERLANDS	SEPT. 12	9.99
UNITED KINGDOM	OCT. 3	10.93
U.S. CORPORATE		
AAA BONDS	SEPT.	12.02
EURC-DM BONDS	DEC.	6.63
EURC-DOLLAR BONDS	AUG.	10.60
CHART 10. INDUSTRIAL STOCK INDICES		
UNITED STATES	OCT. 3	135.32
JAPAN	OCT. 3	324.44
CANADA	DEC. 29	113.81
FRANCE	SEPT. 19	153.60
UNITED KINGDOM	OCT. 3	115.10
SWITZERLAND	OCT. 3	76.64
GERMANY	SEPT. 26	95.31