

Selected Interest & Exchange Rates

Weekly Series of Charts

September 29, 1980

**Prepared by the
FINANCIAL MARKETS
SECTION**

**DIVISION OF
INTERNATIONAL FINANCE**

**BOARD OF GOVERNORS
FEDERAL RESERVE SYSTEM
Washington, D.C. 20551**

Table of Contents

TABLES

1. LATEST FIGURES PLOTTED
2. DAILY CERTIFIED SPOT EXCHANGE RATES--
H.10 RELEASE

CHARTS

1. SPOT EXCHANGE RATE INDICES
2. 3-MONTH FORWARD EXCHANGE RATES
3. GOLD PRICE--LONDON
4. CALL MONEY RATES
5. 3-MONTH INTEREST RATES
6. EURO-DOLLAR DEPOSIT RATES
7. SELECTED EURO-DOLLAR AND
U.S. MONEY MARKET RATES
8. INTEREST ARBITRAGE: 3-MONTH FUNDS
9. LONG-TERM GOVERNMENT BOND YIELDS
10. INDUSTRIAL STOCK INDICES

SUBSCRIPTION RATES:

Weekly \$15.00 per year or \$.40 each in the United States, its possessions, Canada, and Mexico; 10 or more of the same issue to one address, \$13.50 per year or \$.35 each. Elsewhere, \$20.00 per year or \$.50 each. Address requests to Publications Services, Division of Administrative Services, and make payment remittance payable to the order of the Board of Governors of the Federal Reserve System in a form collectible at par in U.S. Currency.

CHART 1

SPOT EXCHANGE INDICES

DOLLAR PRICES OF FOREIGN CURRENCIES AND WEIGHTED AVERAGE VALUES (THIN LINE)
AVERAGES FOR WEEK ENDING WEDNESDAY

RATIO SCALE
MARCH 1973=100

RATIO SCALE
MARCH 1973=100

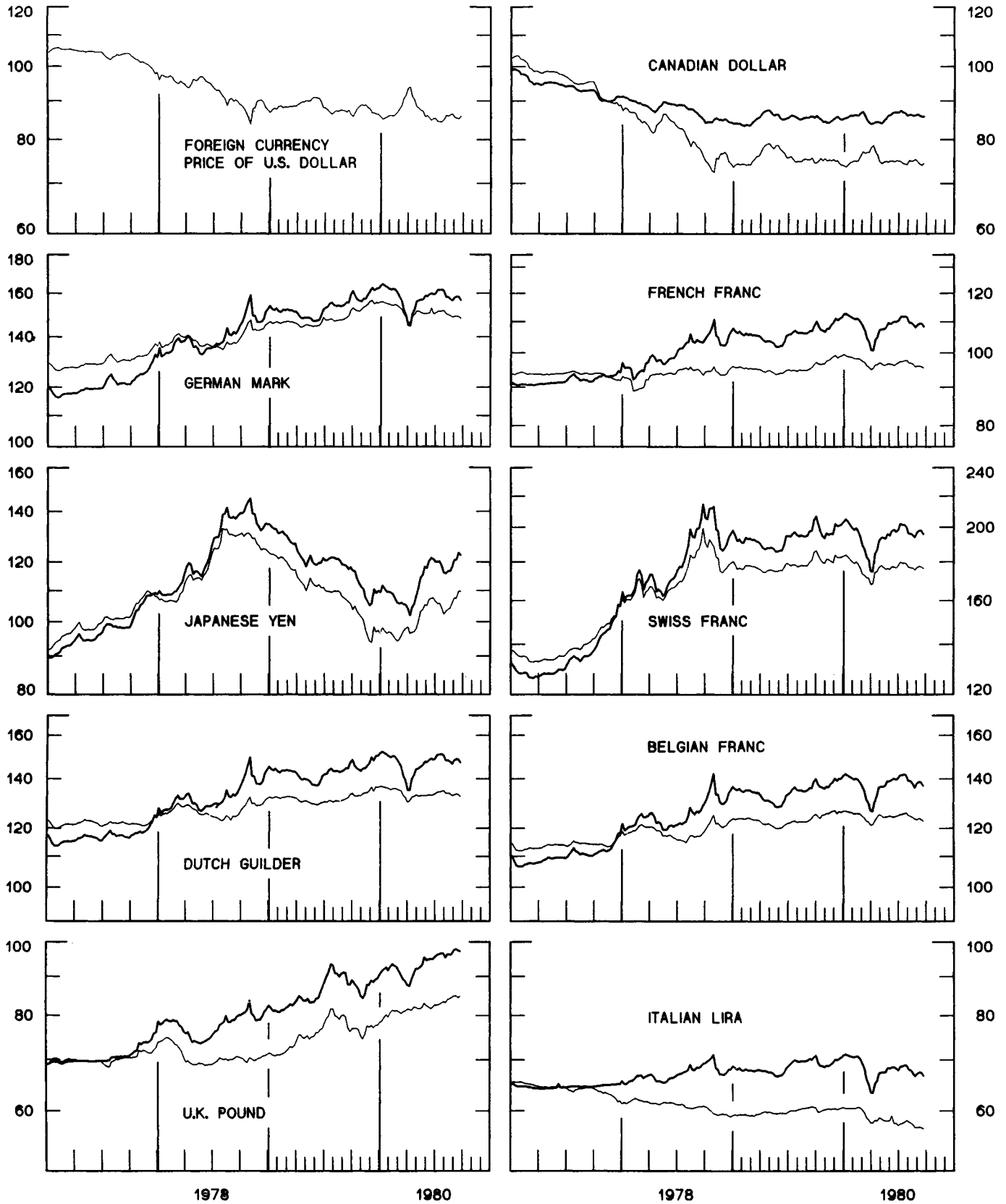


CHART 2
3-MONTH FORWARD EXCHANGE RATES
 PREMIUM (+) OR (-)
 AVERAGES FOR WEEK ENDING WEDNESDAY

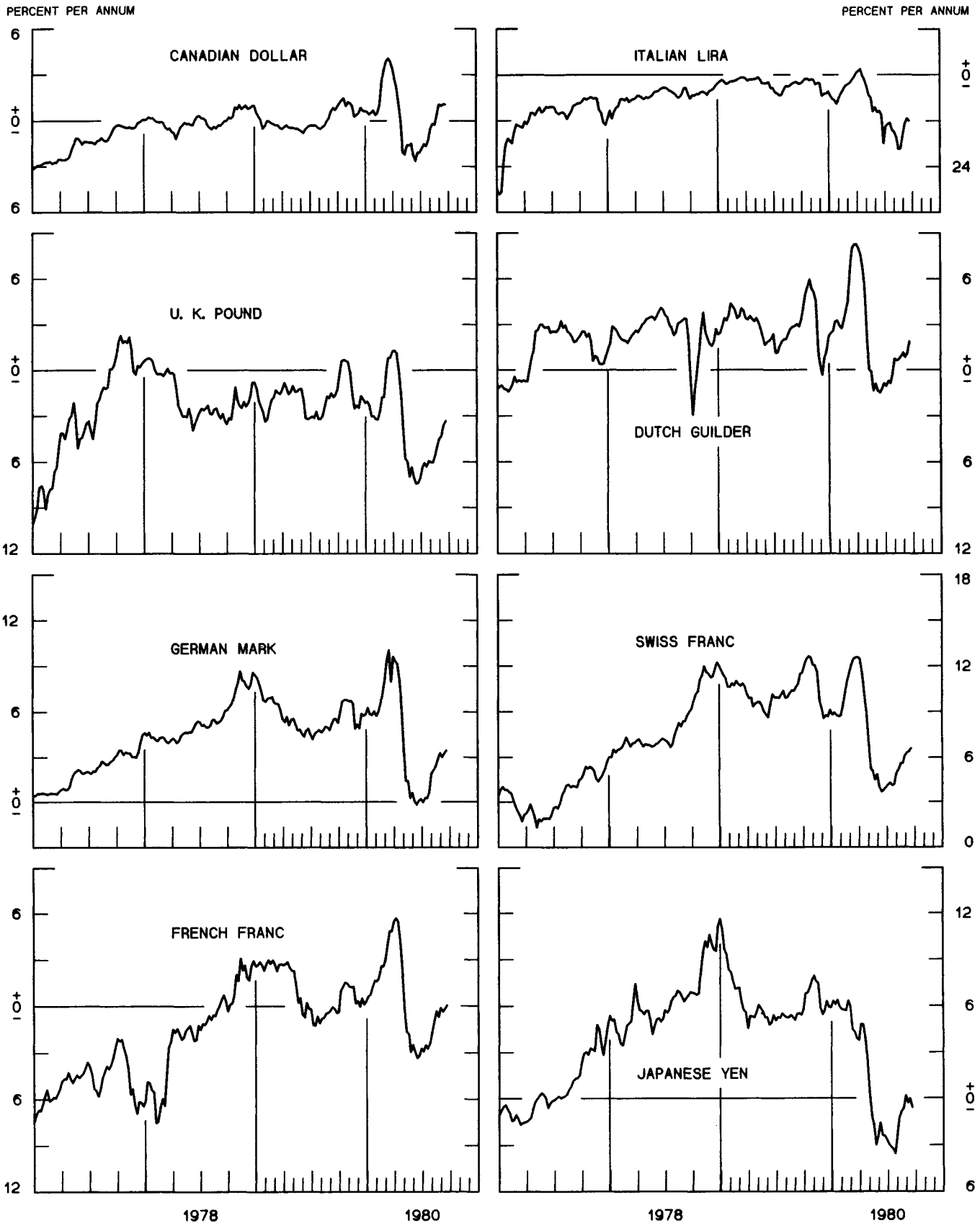


CHART 3
PRICE OF GOLD IN LONDON
AVERAGES FOR WEEK ENDING WEDNESDAY

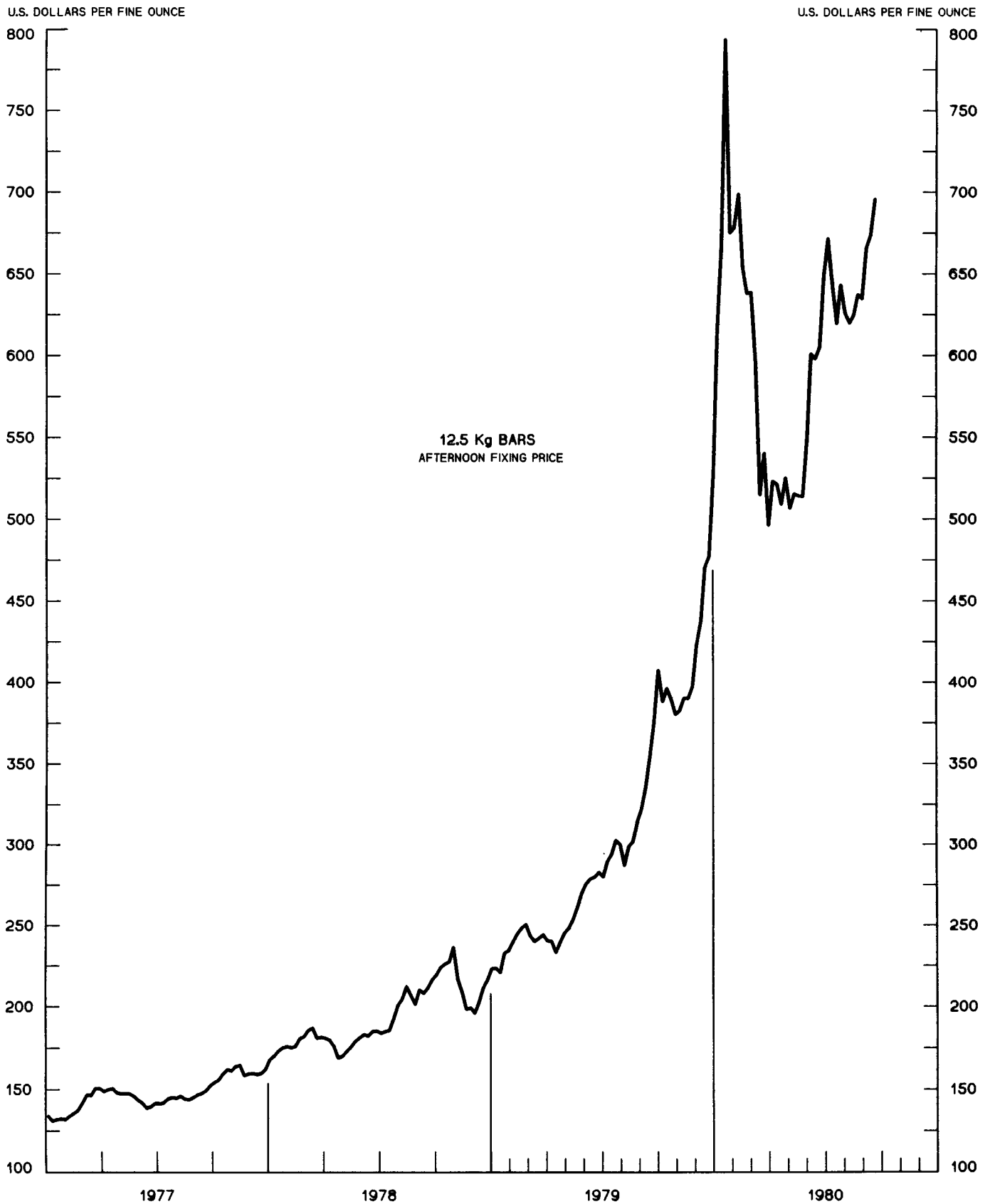


CHART 4
CALL MONEY RATES
 WEEKLY SERIES

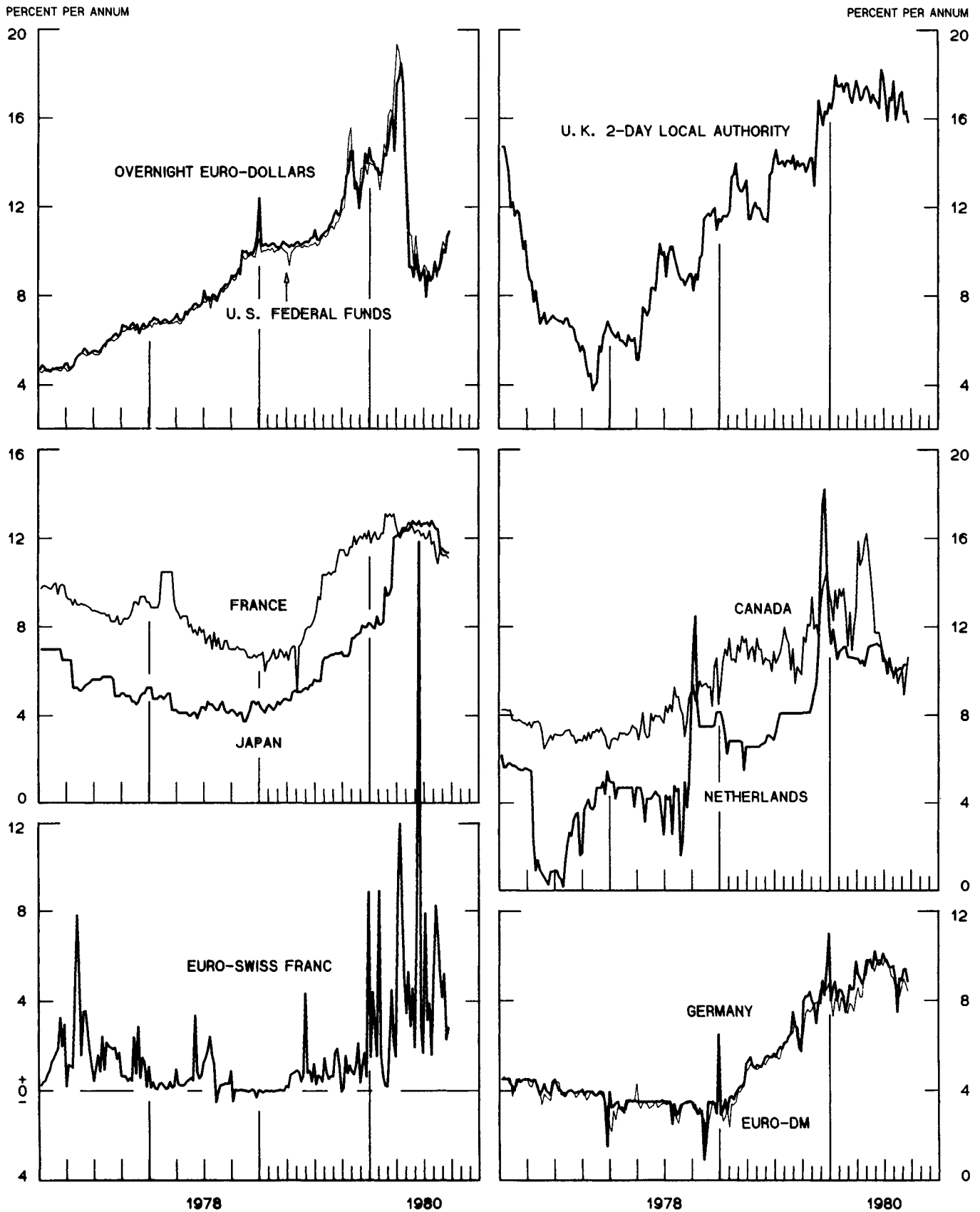


CHART 5
3-MONTH INTEREST RATES
 WEEKLY SERIES

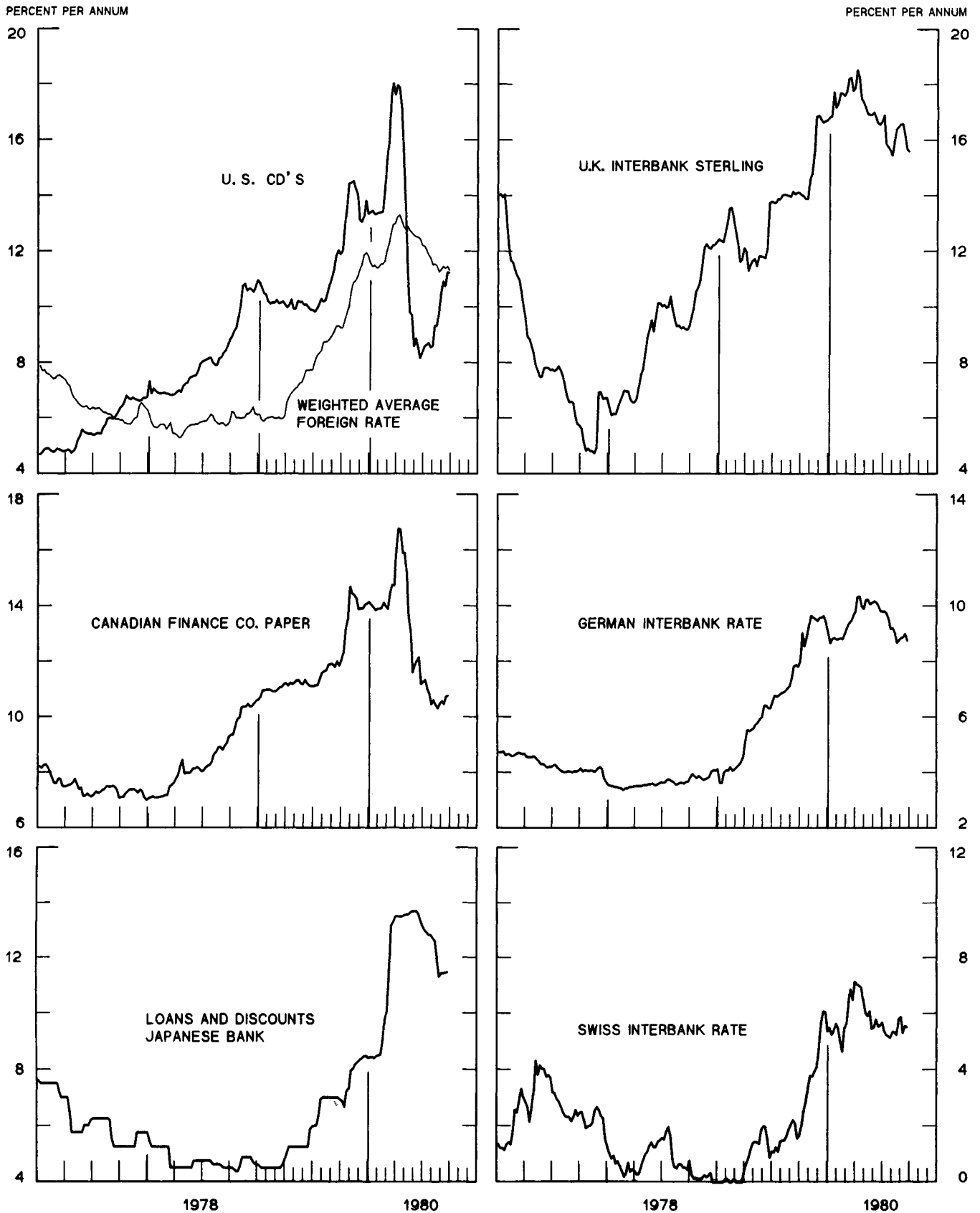


CHART 6
EURO-DOLLAR DEPOSIT RATES LONDON
 AVERAGES FOR WEEK ENDING WEDNESDAY

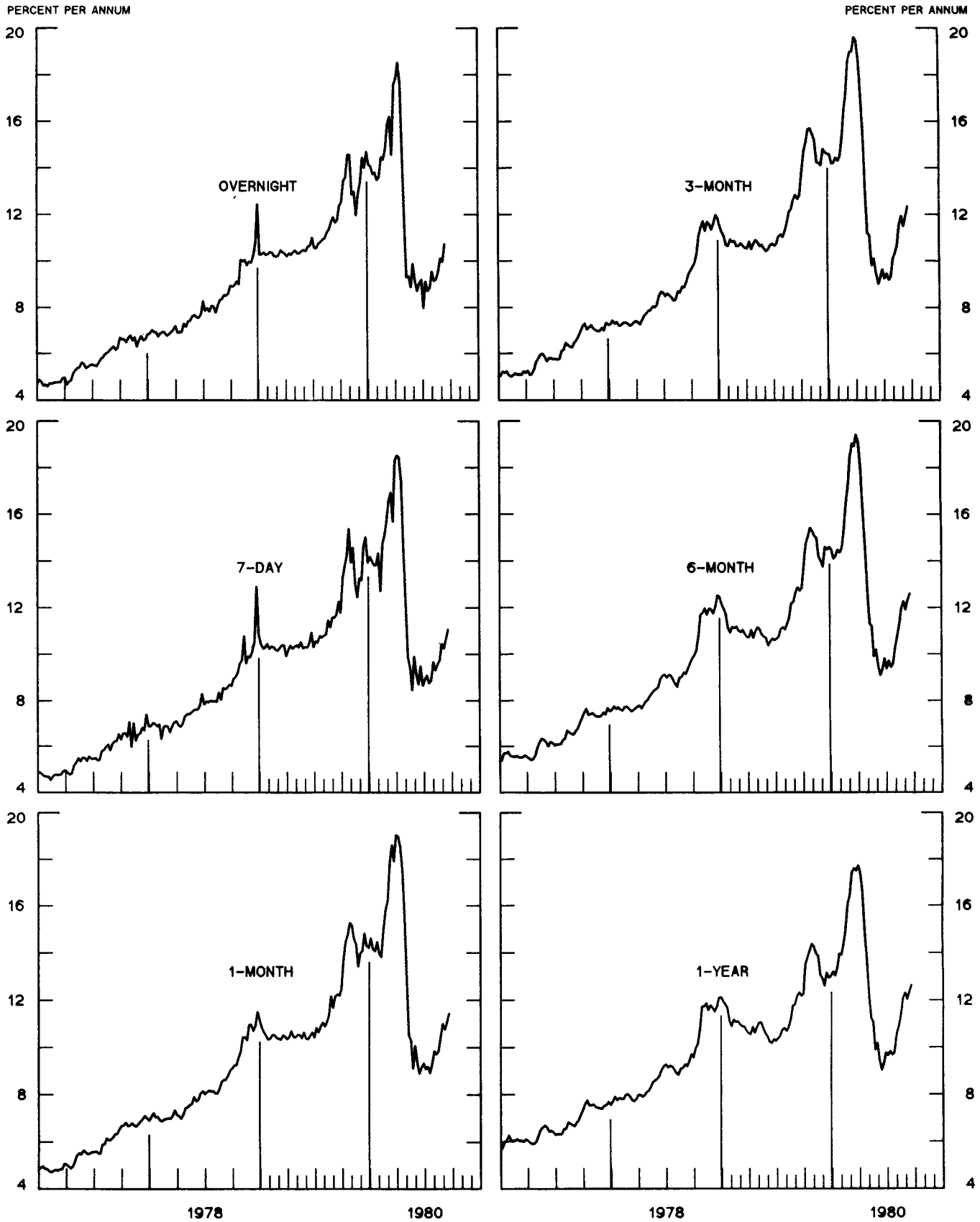
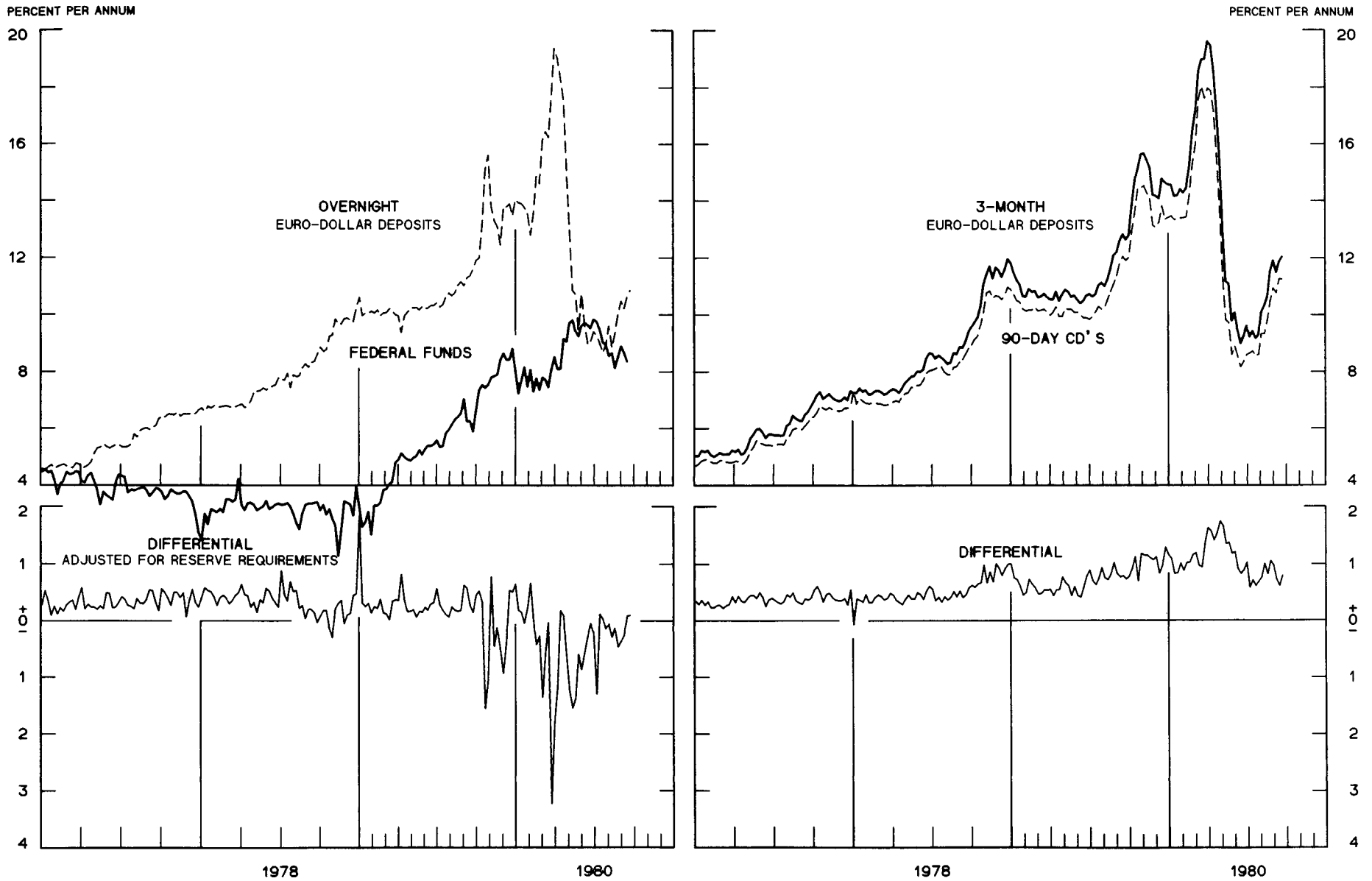


CHART 7
SELECTED EURO-DOLLAR AND U. S. MONEY MARKET RATES

DIFFERENTIAL: PLUS(+), FAVORS BORROWING IN U. S.
 AVERAGES FOR WEEK ENDING WEDNESDAY

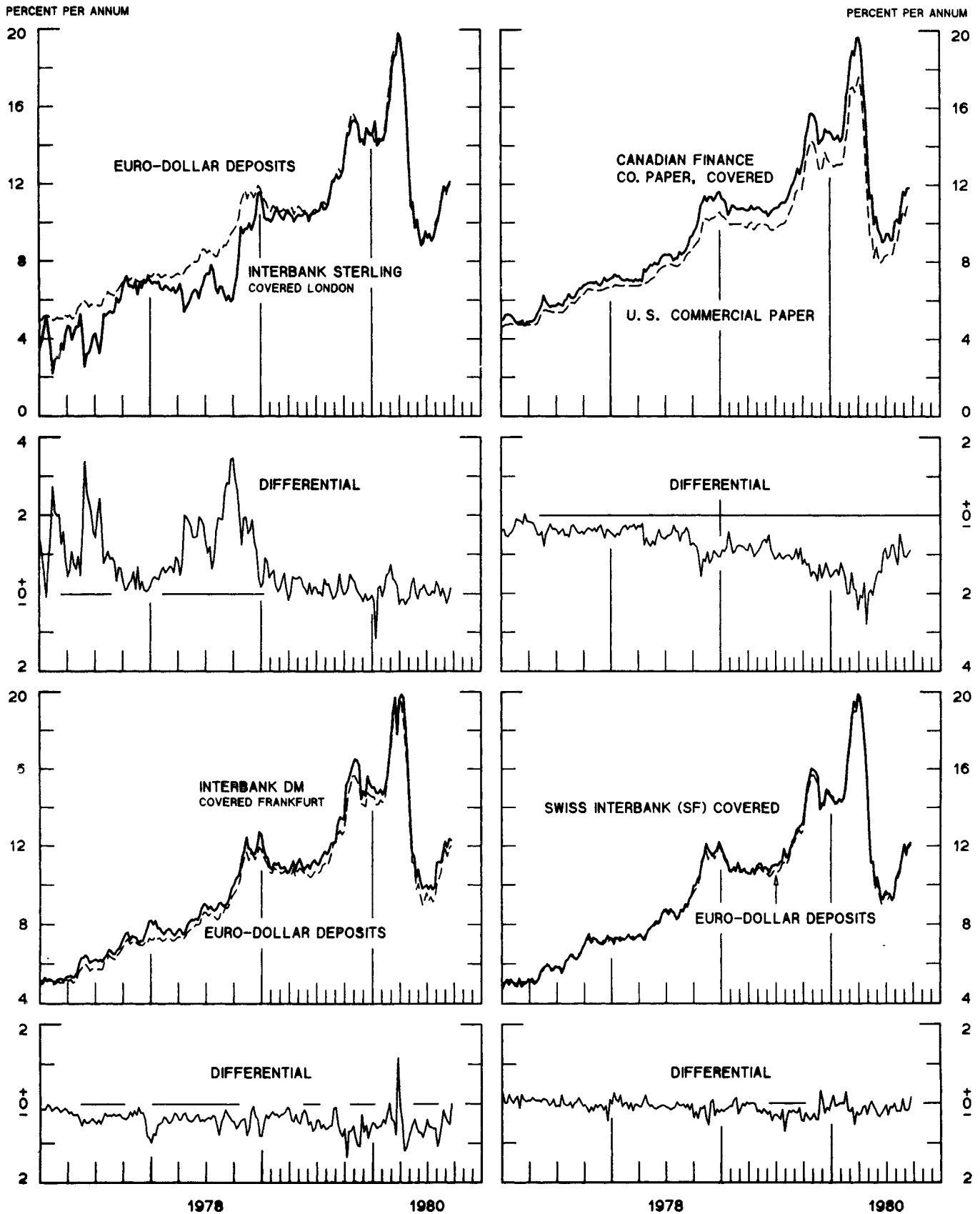


1 PERCENT ON DIFFERENTIAL SCALE = 2 PERCENT ON RATE SCALE

CHART 8

INTEREST ARBITRAGE: 3-MONTH FUNDS

DIFFERENTIAL: PLUS(+), INDICATES FAVOR DOLLAR ASSETS
AVERAGES FOR WEEK ENDING WEDNESDAY



1 PERCENT ON DIFFERENTIAL SCALE = 2 PERCENT ON RATE SCALE

CHART 9
LONG-TERM GOVERNMENT BOND YIELDS
 WEEKLY SERIES

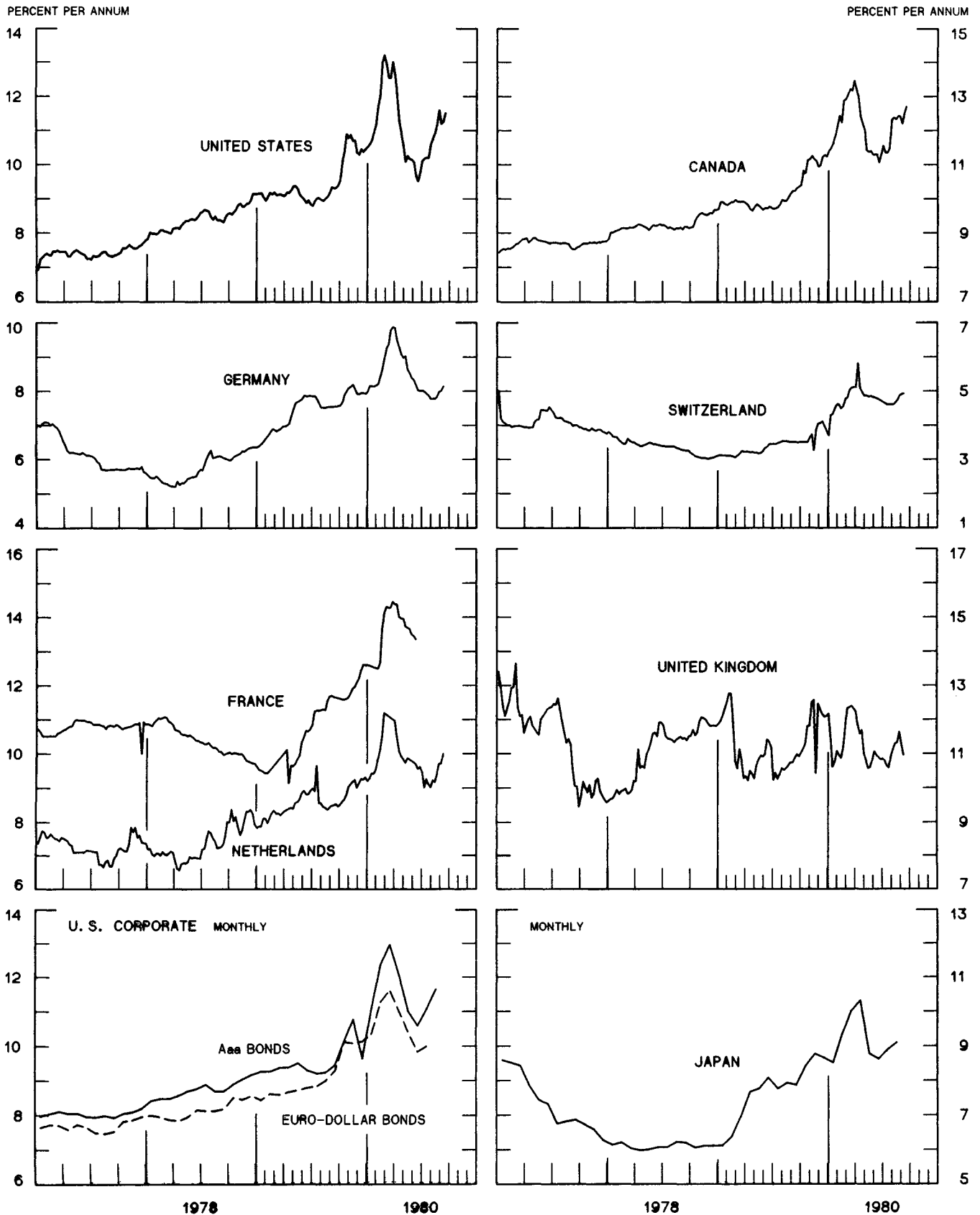
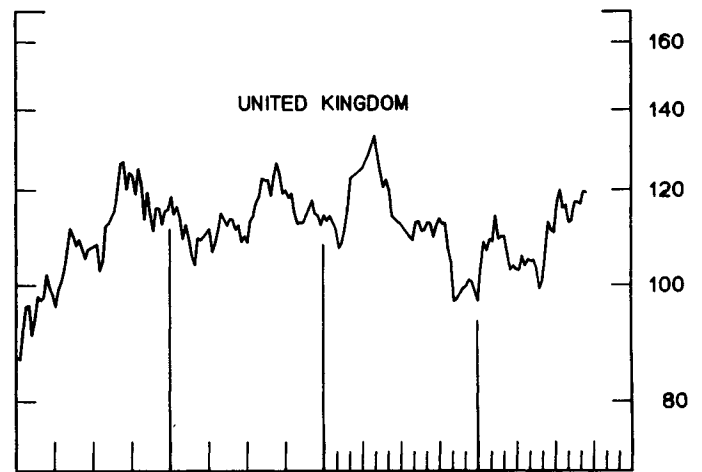
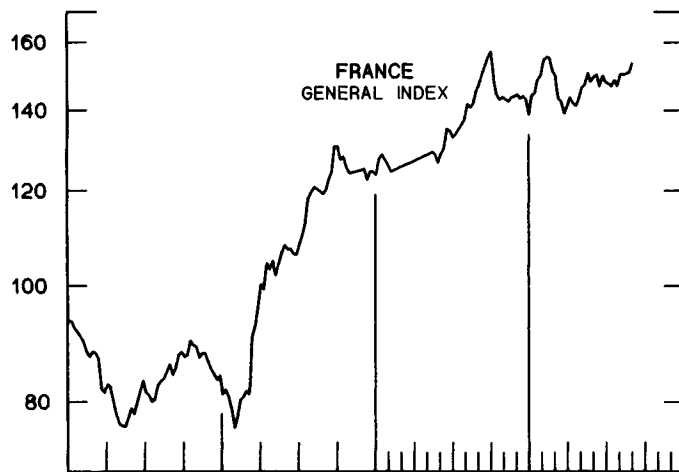
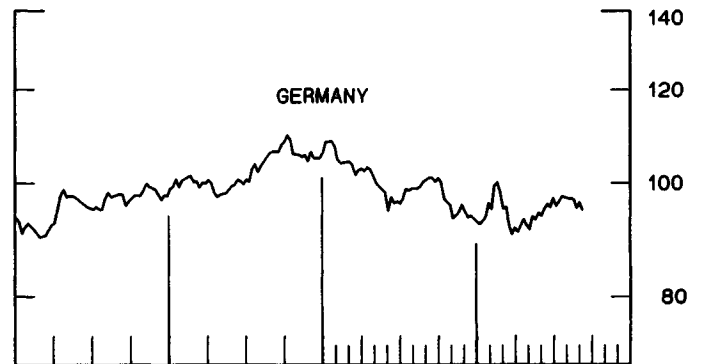
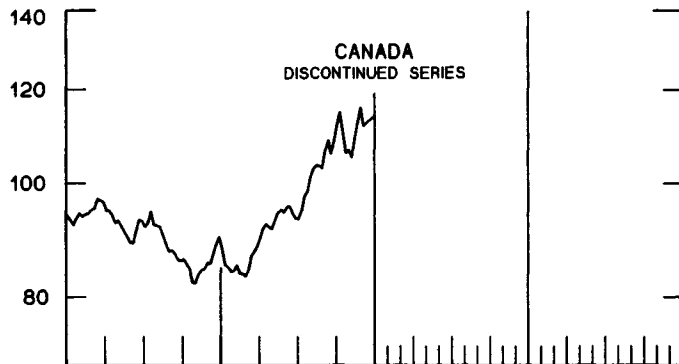
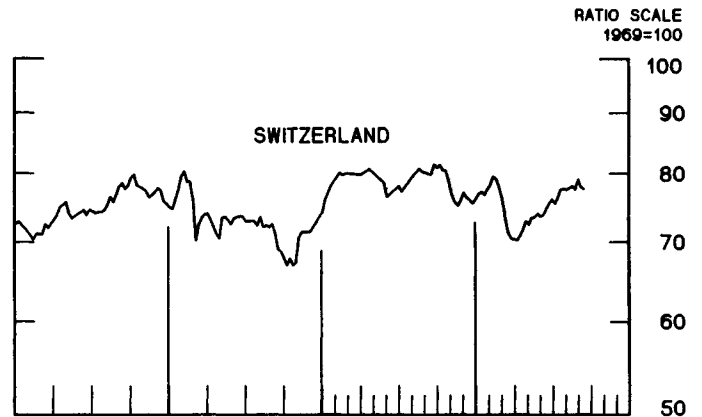
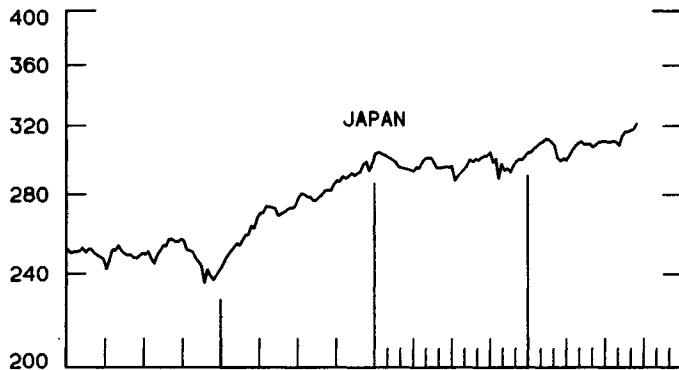
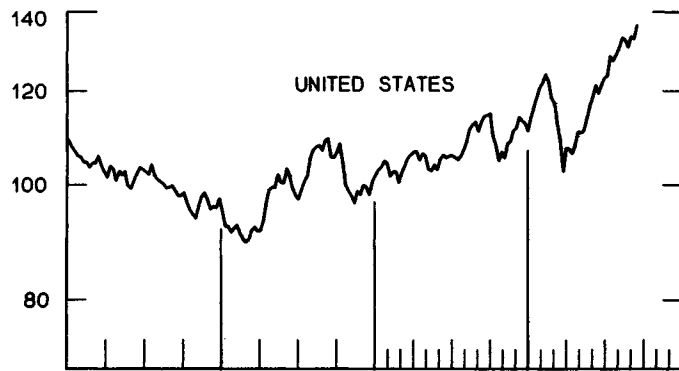


CHART 10
INDUSTRIAL STOCK INDICES
 WEEKLY SERIES

RATIO SCALE
 1969=100



1978

1980

1978

1980

SERIES NAME

LAST VALUE PLOTTED
DATE VALUE

CHART 1. SPOT EXCHANGE RATES AND INDICES

WEEKLY AVERAGES, NOON BUYING RATES (U.S. CENTS)

GERMAN MARK	SEPT. 24	55.56
JAPANESE YEN	SEPT. 24	0.46683
DUTCH GUILDER	SEPT. 24	51.10
U.K. POUND	SEPT. 24	239.47
CANADIAN DOLLAR	SEPT. 24	85.78
FRENCH FRANC	SEPT. 24	23.93
SWISS FRANC	SEPT. 24	60.61
BELGIAN FRANC	SEPT. 24	3.46435
ITALIAN LIRA	SEPT. 24	0.11697

INDICES, MARCH 1973 BASE RATES = 100

GERMAN MARK	SEPT. 24	156.29
JAPANESE YEN	SEPT. 24	122.23
DUTCH GUILDER	SEPT. 24	146.69
U.K. POUND	SEPT. 24	96.86
CANADIAN DOLLAR	SEPT. 24	85.49
FRENCH FRANC	SEPT. 24	107.83
SWISS FRANC	SEPT. 24	194.99
BELGIAN FRANC	SEPT. 24	136.51
ITALIAN LIRA	SEPT. 24	66.45

WEIGHTED AVERAGE EXCHANGE VALUE INDICES, MAR 1973 = 100
(G-10 COUNTRIES PLUS SWITZERLAND)

U.S. DOLLAR	SEPT. 24	85.81
GERMAN MARK	SEPT. 24	147.79
JAPANESE YEN	SEPT. 24	109.45
DUTCH GUILDER	SEPT. 24	132.44
U.K. POUND	SEPT. 24	84.52
CANADIAN DOLLAR	SEPT. 24	74.16
FRENCH FRANC	SEPT. 24	95.10
SWISS FRANC	SEPT. 24	175.59
BELGIAN FRANC	SEPT. 24	122.23
ITALIAN LIRA	SEPT. 24	56.58
SWEDISH KRONA	SEPT. 24	94.07

CHART 2. 3-MONTH FORWARD EXCHANGE RATES, PREMIUM OR DISCOUNT

CANADIAN DOLLAR	SEPT. 24	1.06
U.K. POUND	SEPT. 24	-3.32
GERMAN MARK	SEPT. 24	3.46
FRENCH FRANC	SEPT. 24	0.06
SWISS FRANC	SEPT. 24	6.54
DUTCH GUILDER	SEPT. 24	1.87
JAPANESE YEN	SEPT. 24	-0.62
ITALIAN LIRA	SEPT. 24	-12.10

SERIES NAME	LAST VALUE PLOTTED DATE	VALUE
CHART 3. GCLD PRICE IN LONDON, AFTERNOON FIXING		
U.S. DOLLARS PER FINE OUNCE	SEPT. 24	695.50
CHART 4. CALL MONEY RATES		
U.S. FEDERAL FUNDS	SEPT. 24	10.85
OVERNIGHT EURO-DOLLAR DEPOSITS	SEPT. 24	10.95
U.K. 2-DAY LOCAL AUTHORITY DEPOSITS	SEPT. 19	15.88
CANADA	SEPT. 19	10.65
GERMANY	SEPT. 19	8.85
EURC-DM	SEPT. 19	8.43
JAPAN	SEPT. 19	11.38
FRANCE	SEPT. 19	11.13
NETHERLANDS	SEPT. 12	10.30
EURC-SWISS FRANC	SEPT. 19	2.95
CHART 5. 3-MONTH INTEREST RATES		
U.S. 90-DAY CD'S, SECONDARY MARKET	SEPT. 24	11.24
GERMAN INTERBANK LOAN	SEPT. 24	8.77
JAPANESE BANK LOANS & DISCOUNTS	SEPT. 24	11.48
CANADIAN FINANCE PAPER	SEPT. 24	10.77
INTERBANK STERLING	SEPT. 24	15.61
SWISS INTERBANK LOAN	SEPT. 24	5.52
WEIGHTED AVERAGE FOREIGN INTEREST RATE (G-10 COUNTRIES PLUS SWITZERLAND)	SEPT. 24	11.33
CHART 6. EURO-DOLLAR DEPOSIT RATES: LONDON		
OVERNIGHT	SEPT. 24	10.95
7-DAY	SEPT. 24	11.04
1-MONTH	SEPT. 24	11.42
3-MONTH	SEPT. 24	12.04
6-MONTH	SEPT. 24	12.56
1-YEAR	SEPT. 24	12.59
CHART 7. SELECTED EURO-DOLLAR AND U.S. MONEY MARKET RATES		
OVERNIGHT EURO-DOLLAR DEPOSITS	SEPT. 24	10.95
U.S. FEDERAL FUNDS	SEPT. 24	10.85
DIFFERENTIAL ADJ. FOR RESERVE REQUIREMENTS	SEPT. 24	0.10
3-MONTH EURO-DOLLAR DEPOSIT RATE	SEPT. 24	12.04
U.S. 90-DAY CD'S, SECONDARY MARKET	SEPT. 24	11.24
DIFFERENTIAL	SEPT. 24	0.80

SERIES NAME

LAST VALUE PLOTTE
DATE VALUE

CHART 8. INTEREST ARBITRAGE, 3-MONTH FUNDS

EURC-DCLLAR DEPOSIT	SEPT. 24	12.04
INTERBANK STERLING (LONDON), COVERED	SEPT. 24	12.16
DIFFERENTIAL	SEPT. 24	0.15
U.S. COMMERCIAL PAPER	SEPT. 24	10.97
CANADIAN FINANCE PAPER, COVERED	SEPT. 24	11.86
DIFFERENTIAL	SEPT. 24	-0.89
EURC-DCLLAR DEPOSIT	SEPT. 24	12.04
INTERBANK DM (FRANKFURT), COVERED	SEPT. 24	12.31
DIFFERENTIAL	SEPT. 24	0.01
EURC-DCLLAR DEPOSIT	SEPT. 24	12.04
SWISS INTERBANK, COVERED	SEPT. 24	12.16
DIFFERENTIAL	SEPT. 24	0.15

CHART 9. LONG TERM GOVERNMENT BOND YIELDS

UNITED STATES	SEPT. 19	11.51
GERMANY	SEPT. 12	8.13
JAPAN (MONTHLY)	AUG.	9.09
SWITZERLAND	SEPT. 12	4.92
CANADA	SEPT. 19	12.69
FRANCE	JUNE 13	13.34
NETHERLANDS	SEPT. 12	9.99
UNITED KINGDOM	SEPT. 12	10.94

J.S. CORPORATE

AAA BONDS	AUG.	11.64
EURC-DM BONDS	DEC.	6.63
EURC-DCLLAR BONDS	JULY	9.99

CHART 10. INDUSTRIAL STOCK INDICES

UNITED STATES	SEPT. 19	136.67
JAPAN	SEPT. 19	321.82
CANADA	DEC. 29	113.81
FRANCE	SEPT. 5	153.60
UNITED KINGDOM	SEPT. 19	119.30
SWITZERLAND	SEPT. 19	77.60
GERMANY	SEPT. 12	94.86