

Selected Interest & Exchange Rates

Weekly Series of Charts

September 8, 1980

**Prepared by the
FINANCIAL MARKETS
SECTION**

**DIVISION OF
INTERNATIONAL FINANCE**

**BOARD OF GOVERNORS
FEDERAL RESERVE SYSTEM
Washington, D.C. 20551**

Table of Contents

TABLES

1. LATEST FIGURES PLOTTED
2. DAILY CERTIFIED SPOT EXCHANGE RATES--
H.10 RELEASE

CHARTS

1. SPOT EXCHANGE RATE INDICES
2. 3-MONTH FORWARD EXCHANGE RATES
3. GOLD PRICE--LONDON
4. CALL MONEY RATES
5. 3-MONTH INTEREST RATES
6. EURO-DOLLAR DEPOSIT RATES
7. SELECTED EURO-DOLLAR AND
U.S. MONEY MARKET RATES
8. INTEREST ARBITRAGE: 3-MONTH FUNDS
9. LONG-TERM GOVERNMENT BOND YIELDS
10. INDUSTRIAL STOCK INDICES

SUBSCRIPTION RATES:

Weekly \$15.00 per year or \$.40 each in the United States, its possessions, Canada, and Mexico; 10 or more of the same issue to one address, \$13.50 per year or \$.35 each. Elsewhere, \$20.00 per year or \$.50 each. Address requests to Publications Services, Division of Administrative Services, and make payment remittance payable to the order of the Board of Governors of the Federal Reserve System in a form collectible at par in U.S. Currency.

CHART 1

SPOT EXCHANGE INDICES

DOLLAR PRICES OF FOREIGN CURRENCIES AND WEIGHTED AVERAGE VALUES (THIN LINE)
AVERAGES FOR WEEK ENDING WEDNESDAY

RATIO SCALE
MARCH 1973=100

RATIO SCALE
MARCH 1973=100

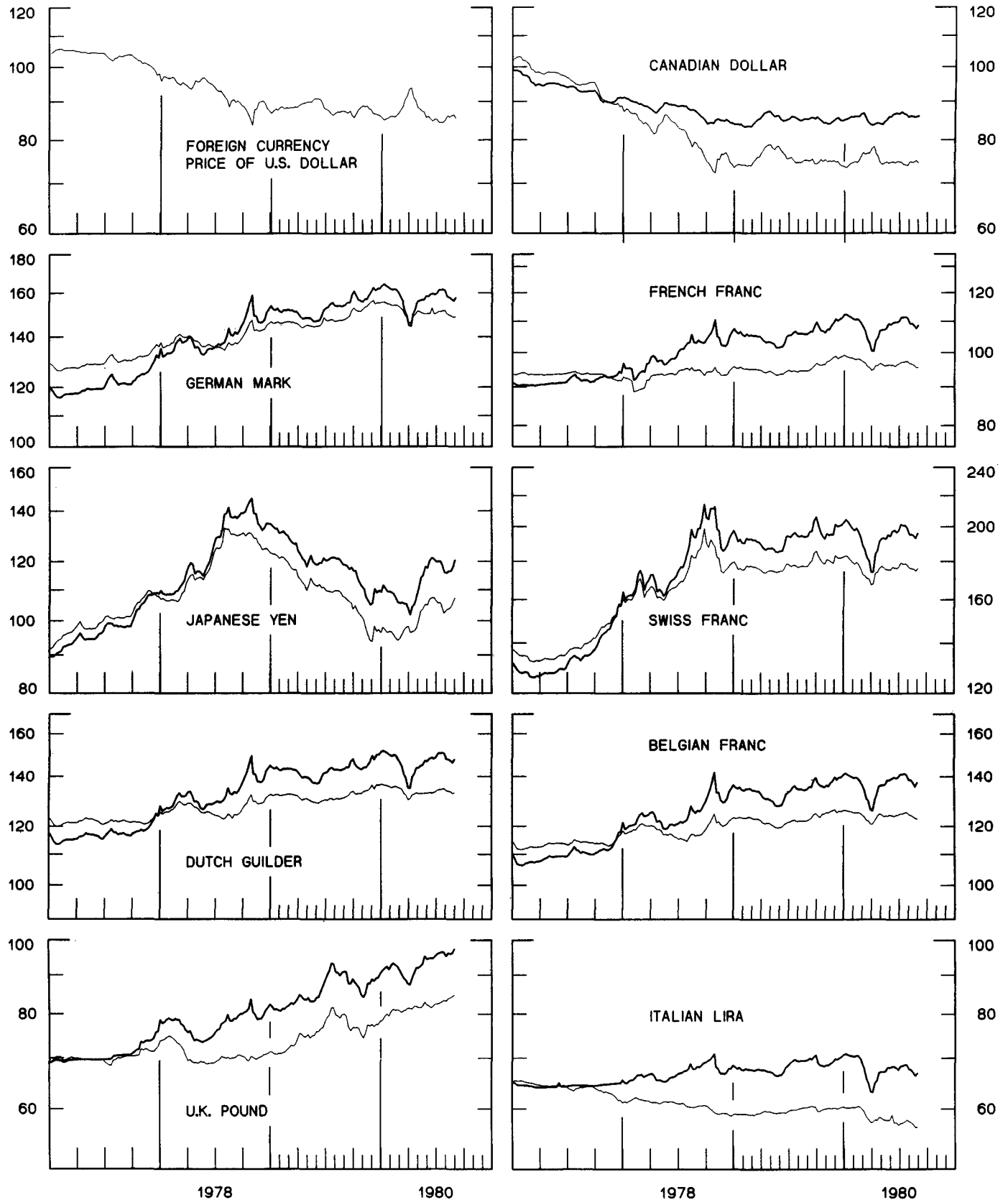


CHART 2
3-MONTH FORWARD EXCHANGE RATES
 PREMIUM (+) OR (-)
 AVERAGES FOR WEEK ENDING WEDNESDAY

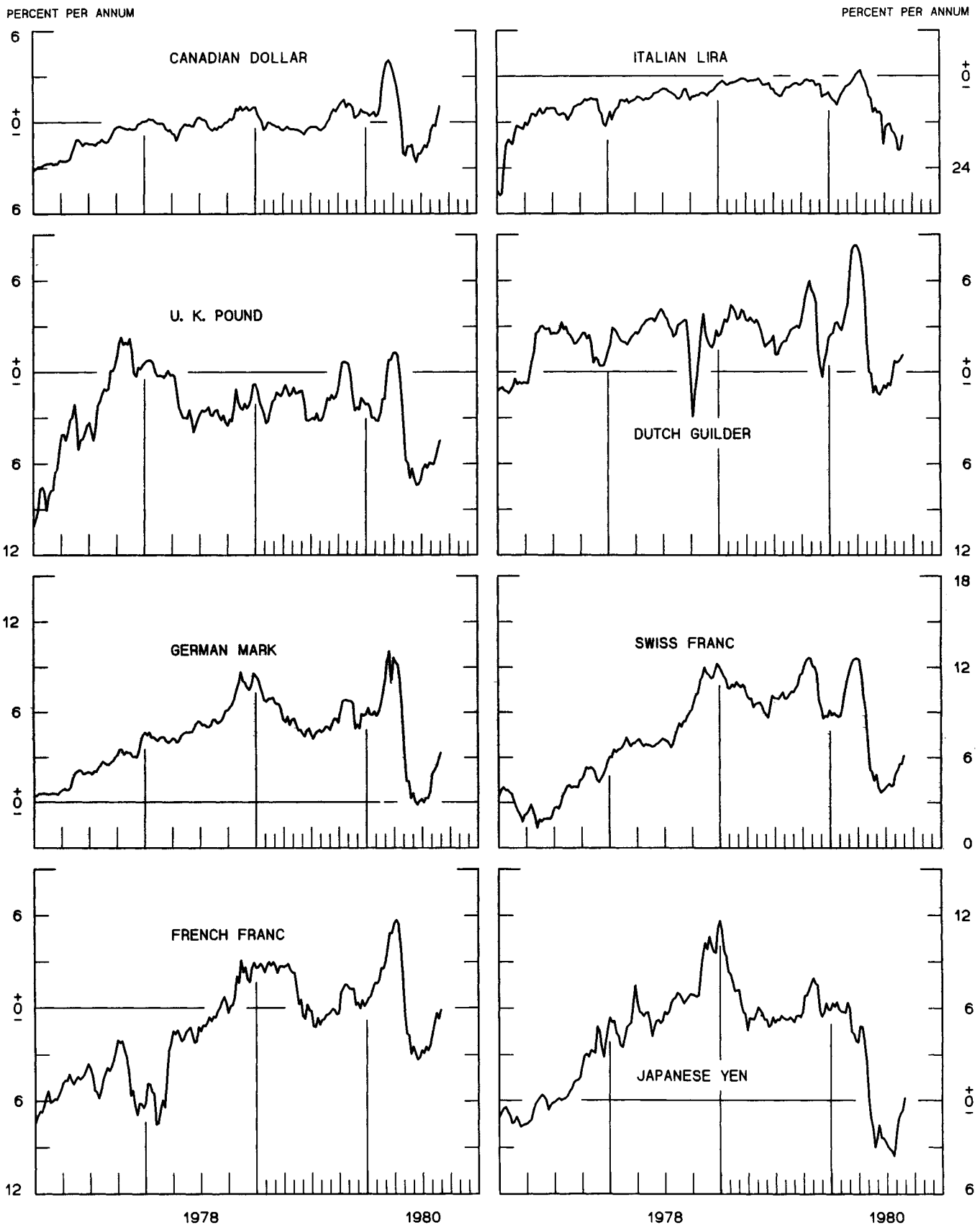
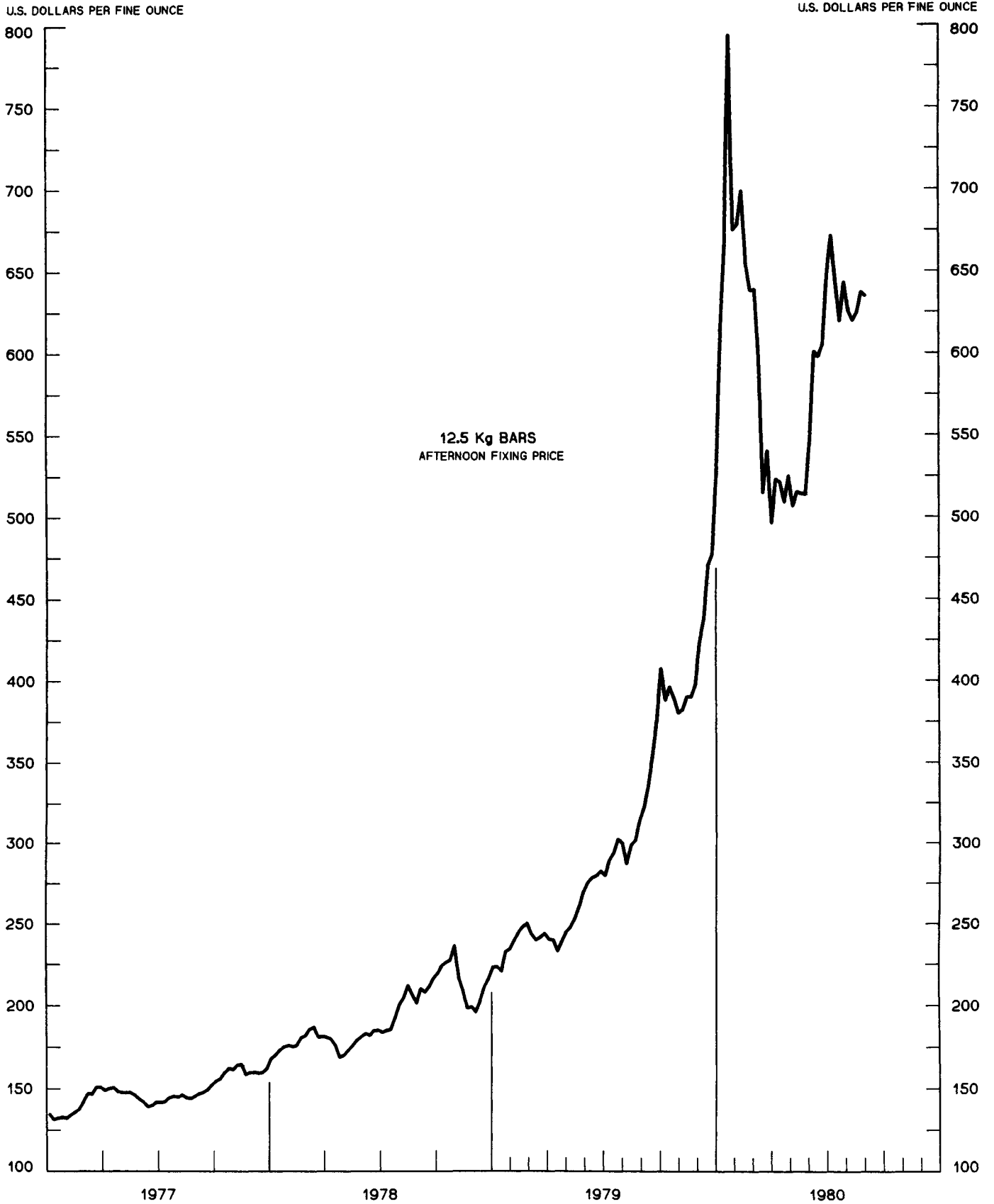


CHART 3
PRICE OF GOLD IN LONDON
AVERAGES FOR WEEK ENDING WEDNESDAY



12.5 Kg BARS
AFTERNOON FIXING PRICE

CHART 4
CALL MONEY RATES
 WEEKLY SERIES

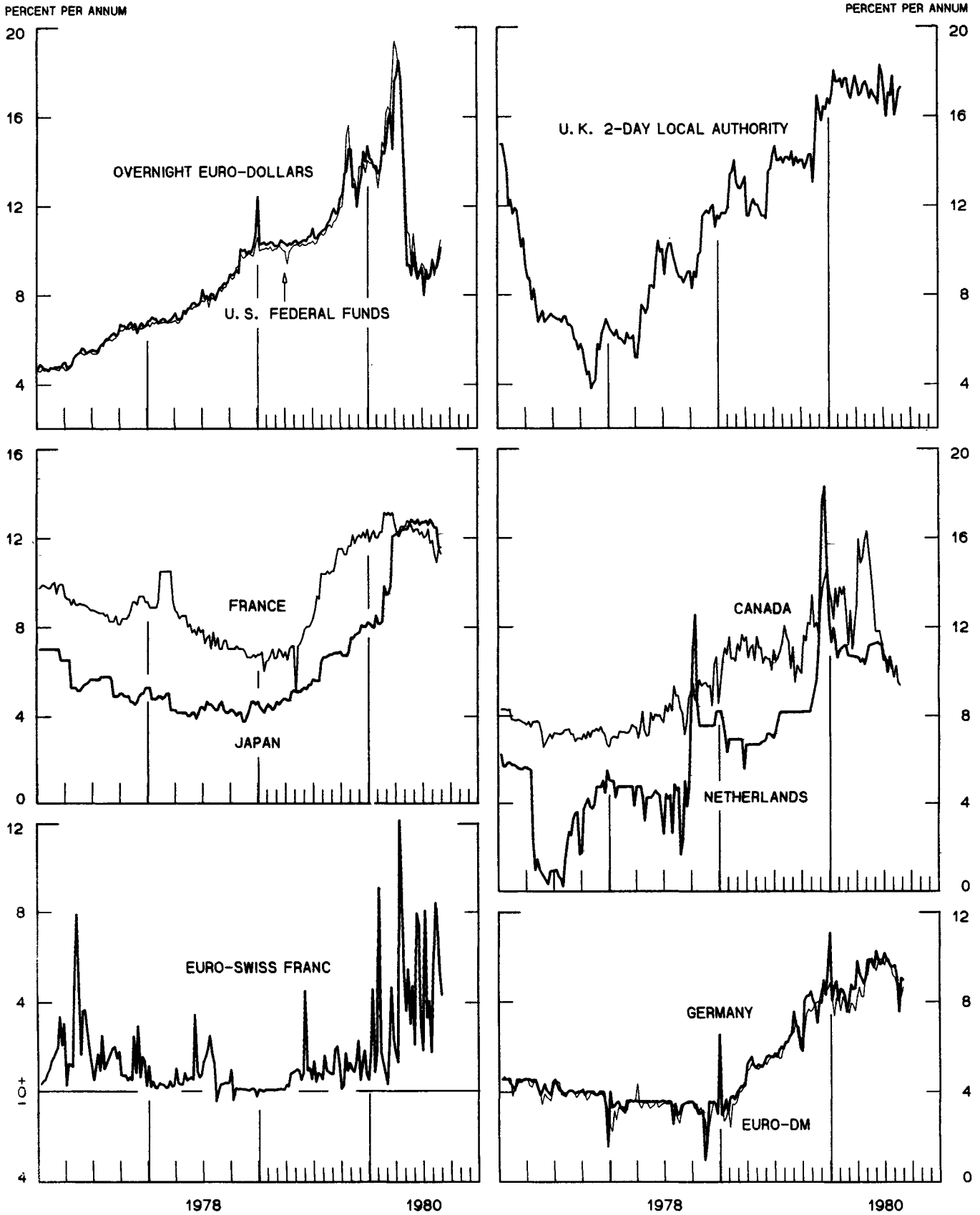


CHART 5
3-MONTH INTEREST RATES
 WEEKLY SERIES

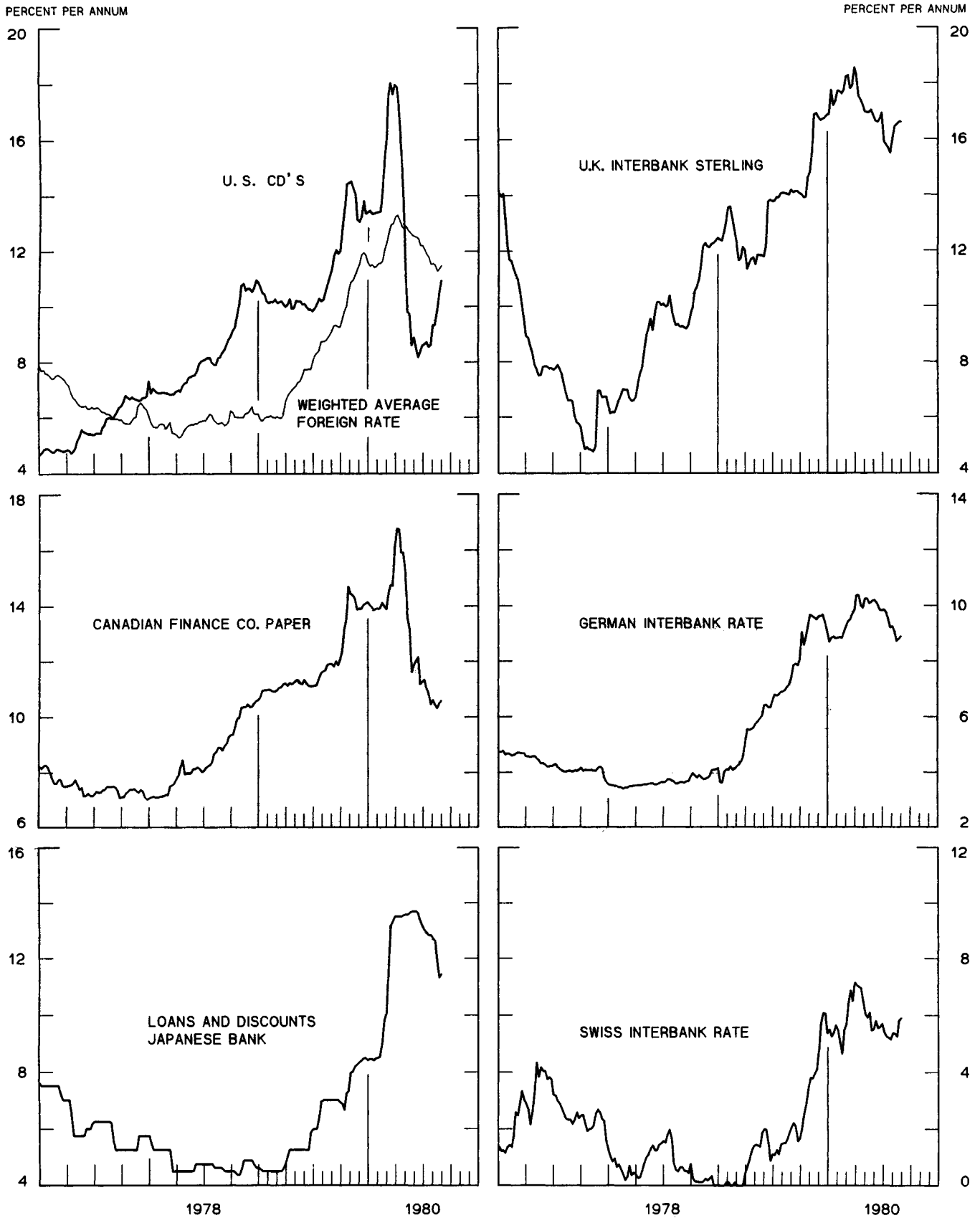


CHART 6
EURO-DOLLAR DEPOSIT RATES LONDON
AVERAGES FOR WEEK ENDING WEDNESDAY

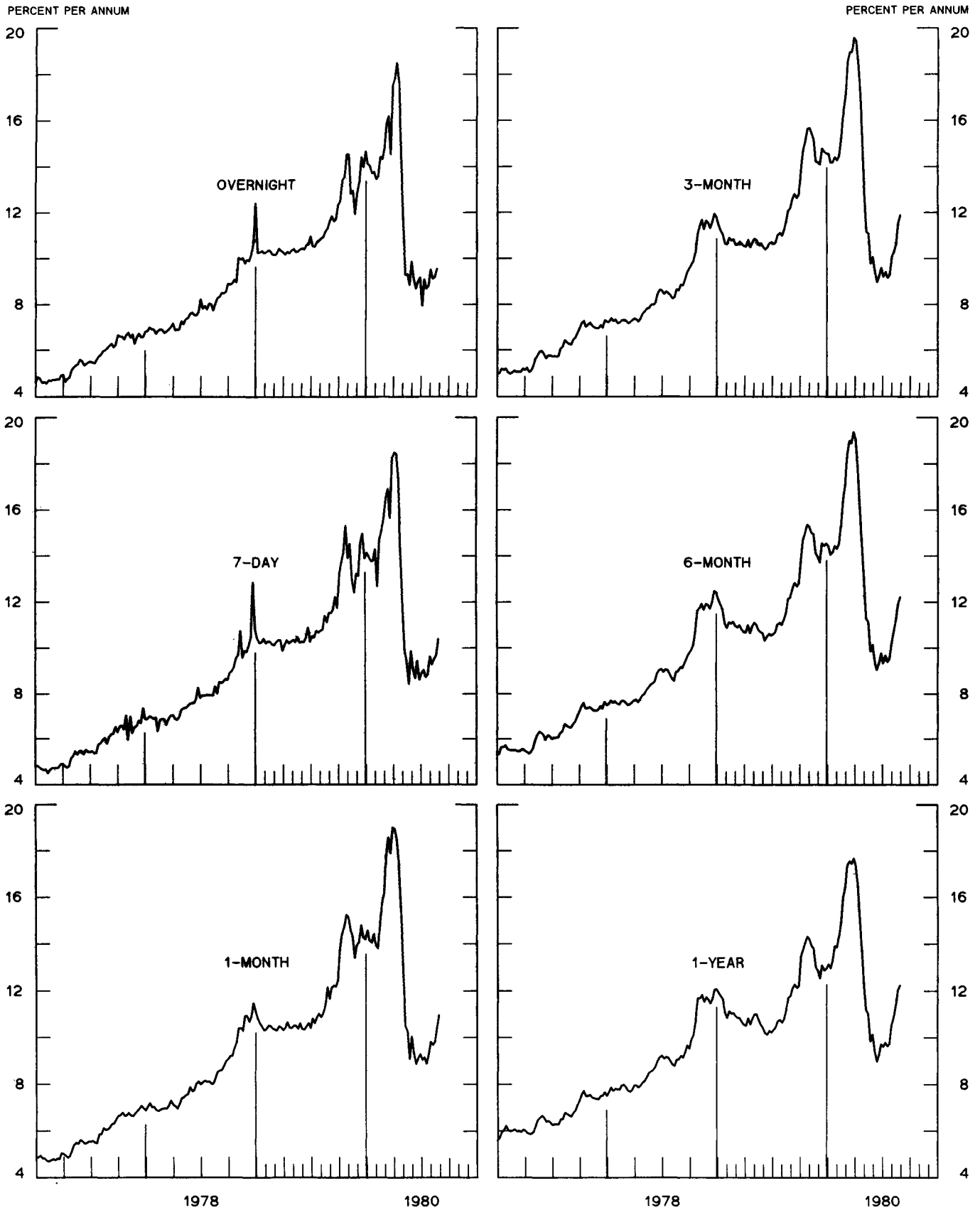
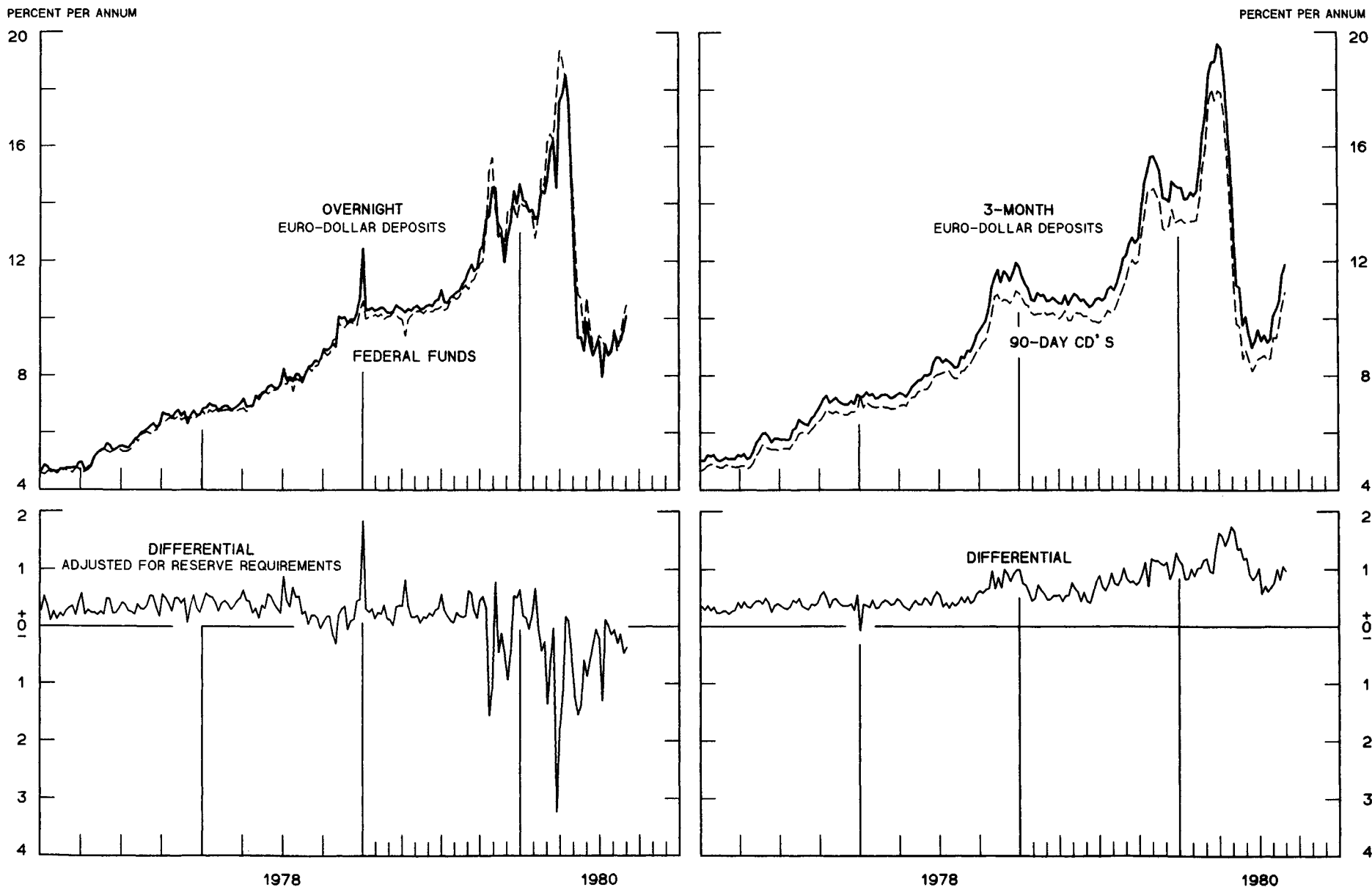


CHART 7
SELECTED EURO-DOLLAR AND U. S. MONEY MARKET RATES

DIFFERENTIAL: PLUS(+), FAVORS BORROWING IN U. S.
 AVERAGES FOR WEEK ENDING WEDNESDAY

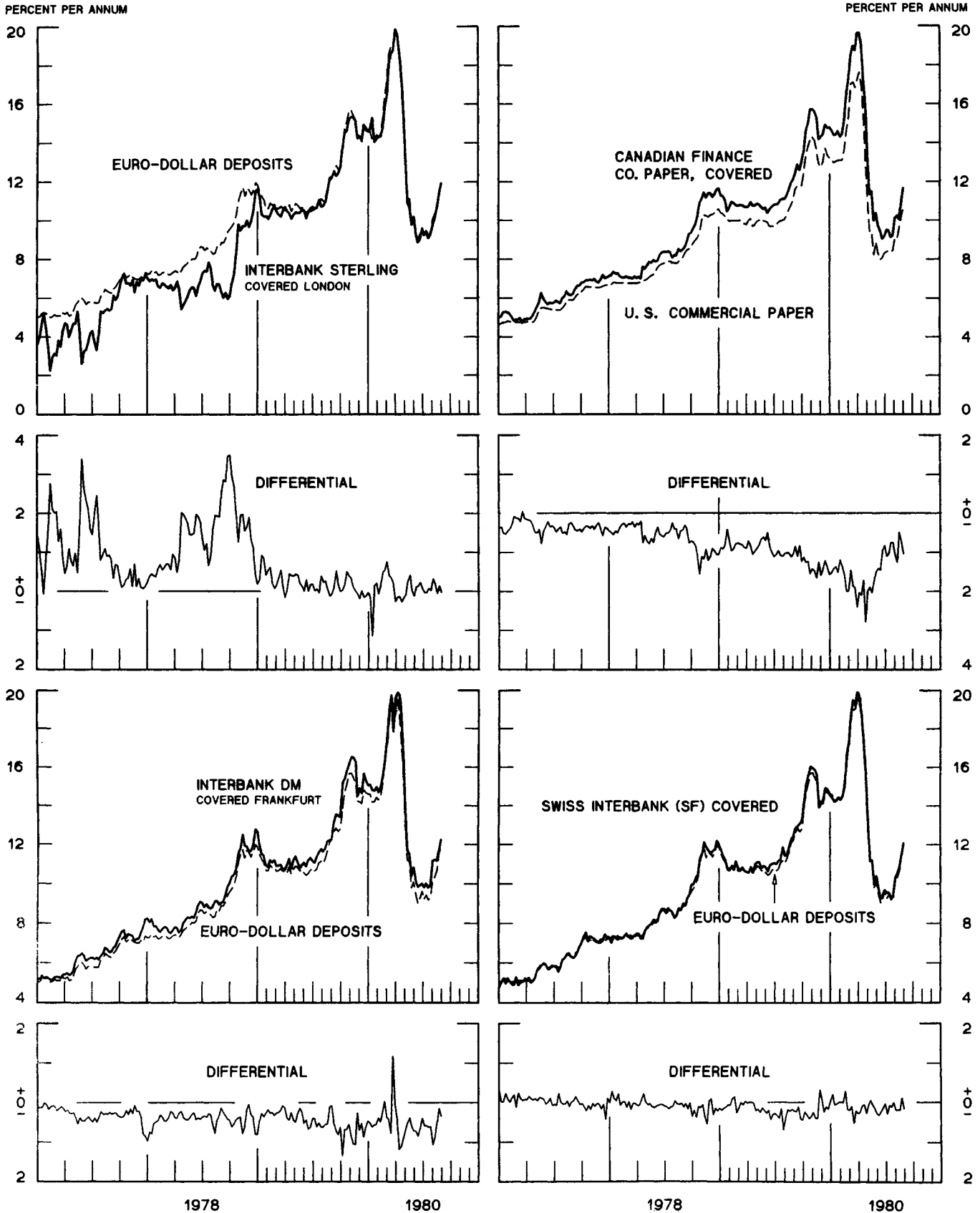


1 PERCENT ON DIFFERENTIAL SCALE = 2 PERCENT ON RATE SCALE

CHART 8

INTEREST ARBITRAGE: 3-MONTH FUNDS

DIFFERENTIAL: PLUS(+), INDICATES FAVOR DOLLAR ASSETS
AVERAGES FOR WEEK ENDING WEDNESDAY



1 PERCENT ON DIFFERENTIAL SCALE = 2 PERCENT ON RATE SCALE

CHART 9
LONG-TERM GOVERNMENT BOND YIELDS
 WEEKLY SERIES

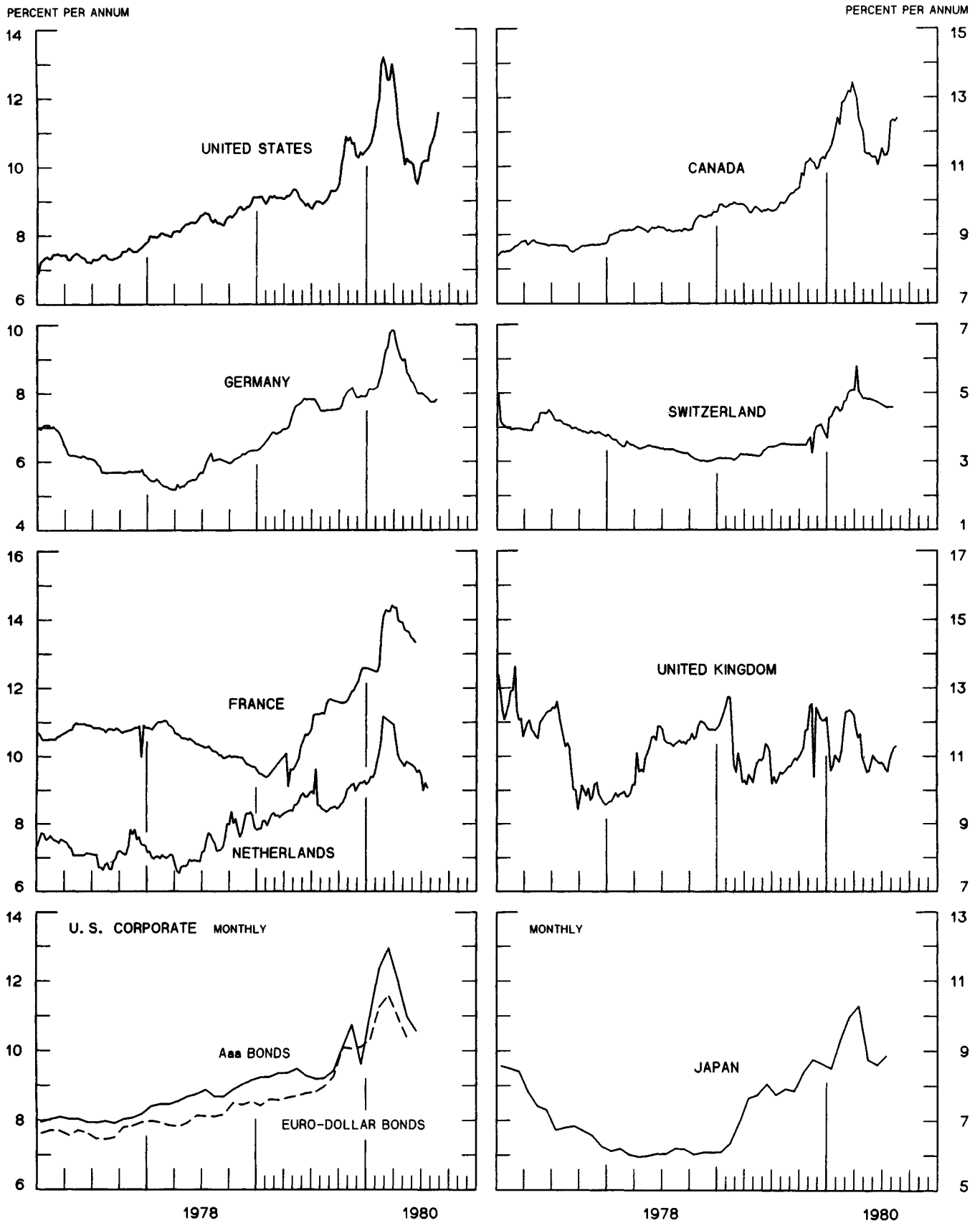
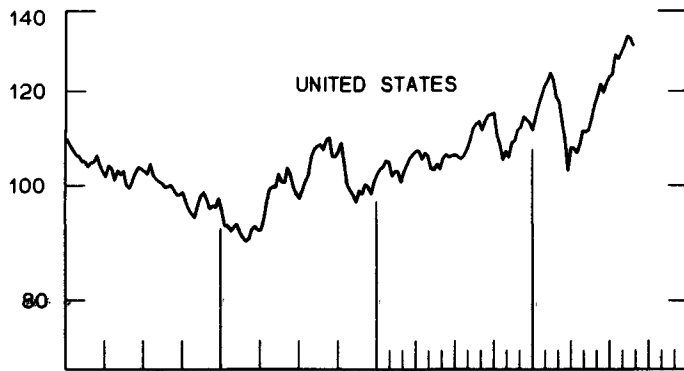
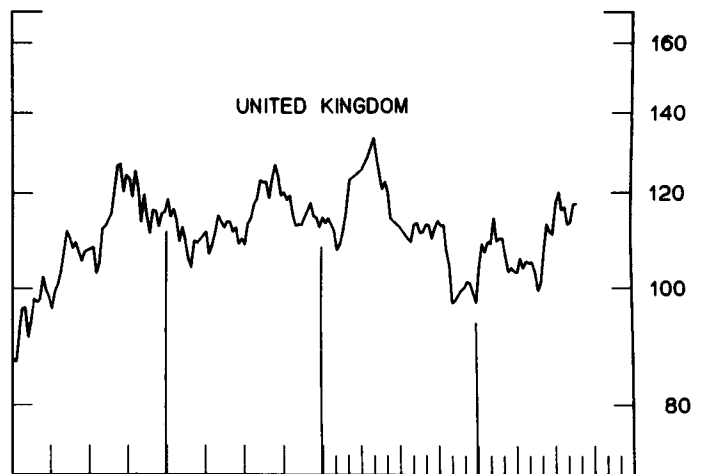
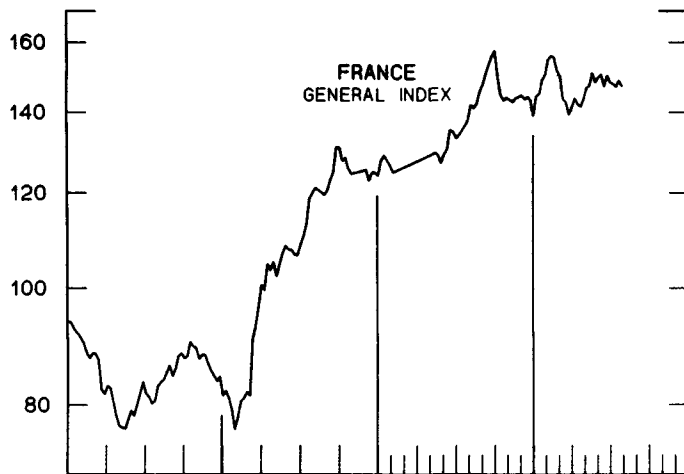
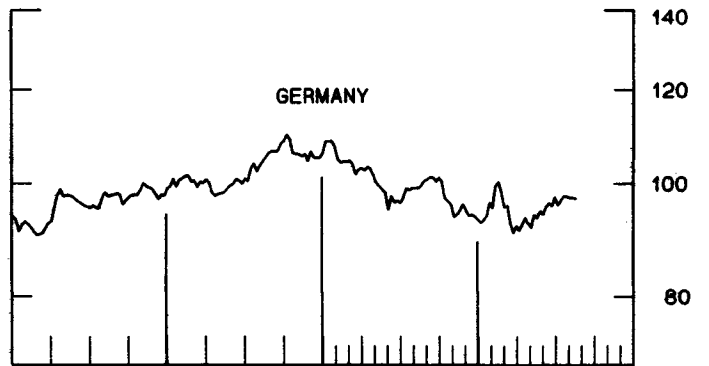
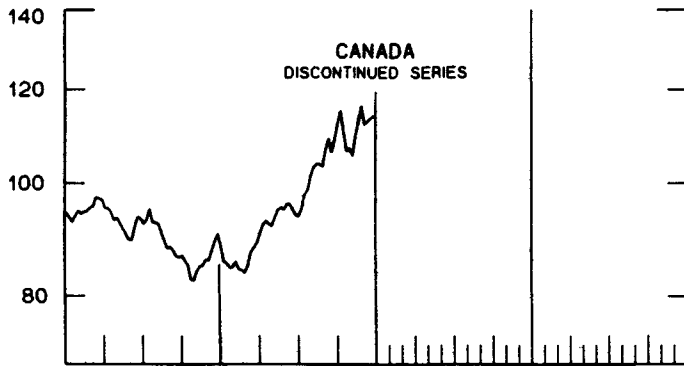
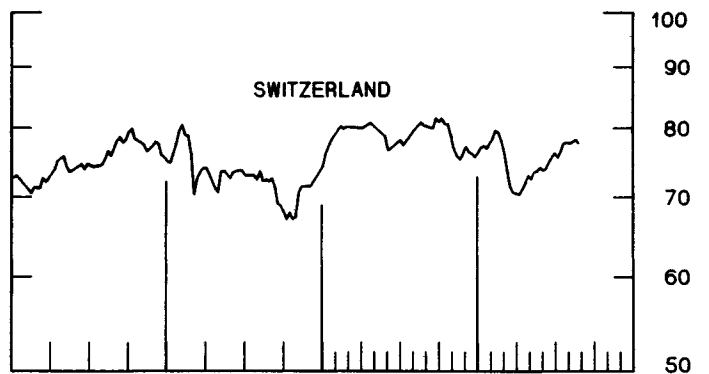
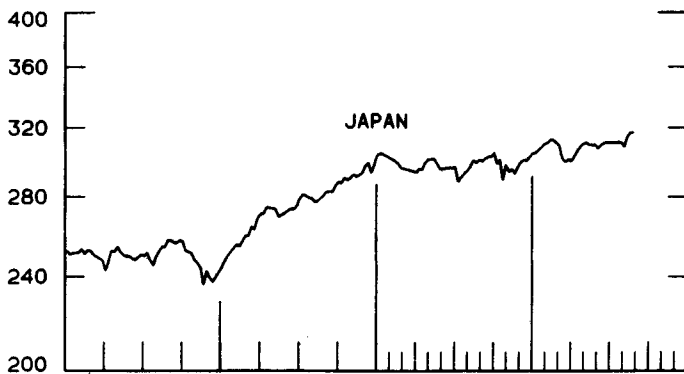


CHART 10
INDUSTRIAL STOCK INDICES
 WEEKLY SERIES

RATIO SCALE
 1969=100



RATIO SCALE
 1969=100



1978

1980

1978

1980

SERIES NAME

LAST VALUE PLOTTED
DATE VALUE

CHART 1. SPOT EXCHANGE RATES AND INDICES

WEEKLY AVERAGES, NOON BUYING RATES (U.S. CENTS)

GERMAN MARK	SEPT.	3	56.08
JAPANESE YEN	SEPT.	3	0.45993
DUTCH GUILDER	SEPT.	3	51.48
U.K. POUND	SEPT.	3	240.46
CANADIAN DOLLAR	SEPT.	3	86.45
FRENCH FRANC	SEPT.	3	24.12
SWISS FRANC	SEPT.	3	60.99
BELGIAN FRANC	SEPT.	3	3.48954
ITALIAN LIRA	SEPT.	3	0.11769

INDICES, MARCH 1973 BASE RATES = 100

GERMAN MARK	SEPT.	3	157.75
JAPANESE YEN	SEPT.	3	120.42
DUTCH GUILDER	SEPT.	3	147.79
U.K. POUND	SEPT.	3	97.26
CANADIAN DOLLAR	SEPT.	3	86.16
FRENCH FRANC	SEPT.	3	108.71
SWISS FRANC	SEPT.	3	196.20
BELGIAN FRANC	SEPT.	3	137.51
ITALIAN LIRA	SEPT.	3	66.86

WEIGHTED AVERAGE EXCHANGE VALUE INDICES, MAR 1973 = 100
(G-10 COUNTRIES PLUS SWITZERLAND)

U.S. DOLLAR	SEPT.	3	85.47
GERMAN MARK	SEPT.	3	148.80
JAPANESE YEN	SEPT.	3	107.22
DUTCH GUILDER	SEPT.	3	133.06
U.K. POUND	SEPT.	3	84.61
CANADIAN DOLLAR	SEPT.	3	74.56
FRENCH FRANC	SEPT.	3	95.63
SWISS FRANC	SEPT.	3	176.16
BELGIAN FRANC	SEPT.	3	122.77
ITALIAN LIRA	SEPT.	3	56.75
SWEDISH KRONA	SEPT.	3	93.91

CHART 2. 3-MONTH FORWARD EXCHANGE RATES, PREMIUM OR DISCOUNT

CANADIAN DOLLAR	SEPT.	3	1.05
U.K. POUND	SEPT.	3	-4.49
GERMAN MARK	SEPT.	3	3.29
FRENCH FRANC	SEPT.	3	-0.12
SWISS FRANC	SEPT.	3	6.08
DUTCH GUILDER	SEPT.	3	1.14
JAPANESE YEN	SEPT.	3	0.14
ITALIAN LIRA	SEPT.	3	-15.77

SERIES NAME	LAST VALUE PLOTTED	
	DATE	VALUE
CHART 3. GOLD PRICE IN LONDON, AFTERNOON FIXING		
U.S. DOLLARS PER FINE OUNCE	SEPT. 3	634.41
CHART 4. CALL MONEY RATES		
U.S. FEDERAL FUNDS	SEPT. 3	10.47
OVERNIGHT EURO-DOLLAR DEPOSITS	SEPT. 3	10.11
U.K. 2-DAY LOCAL AUTHORITY DEPOSITS	AUG. 29	17.25
CANADA	AUG. 22	9.30
GERMANY	AUG. 29	8.90
EURO-DM	AUG. 29	8.59
JAPAN	AUG. 29	11.56
FRANCE	AUG. 29	11.25
NETHERLANDS	JULY 25	10.05
EURO-SWISS FRANC	AUG. 29	4.27
CHART 5. 3-MONTH INTEREST RATES		
U.S. 90-DAY CD'S, SECONDARY MARKET	SEPT. 3	10.93
GERMAN INTERBANK LOAN	SEPT. 3	8.88
JAPANESE BANK LOANS & DISCOUNTS	SEPT. 3	11.44
CANADIAN FINANCE PAPER	SEPT. 3	10.57
INTERBANK STERLING	SEPT. 3	16.61
SWISS INTERBANK LOAN	SEPT. 3	5.90
WEIGHTED AVERAGE FOREIGN INTEREST RATE (G-10 COUNTRIES PLUS SWITZERLAND)	SEPT. 3	11.47
CHART 6. EURO-DOLLAR DEPOSIT RATES: LONDON		
OVERNIGHT	SEPT. 3	10.11
7-DAY	SEPT. 3	10.41
1-MONTH	SEPT. 3	10.98
3-MONTH	SEPT. 3	11.90
6-MONTH	SEPT. 3	12.24
1-YEAR	SEPT. 3	12.26
CHART 7. SELECTED EURO-DOLLAR AND U.S. MONEY MARKET RATES		
OVERNIGHT EURO-DOLLAR DEPOSITS	SEPT. 3	10.11
U.S. FEDERAL FUNDS	SEPT. 3	10.47
DIFFERENTIAL ADJ. FOR RESERVE REQUIREMENTS	SEPT. 3	-0.36
3-MONTH EURO-DOLLAR DEPOSIT RATE	SEPT. 3	11.90
U.S. 90-DAY CD'S, SECONDARY MARKET	SEPT. 3	10.93
DIFFERENTIAL	SEPT. 3	0.97

SERIES NAME

LAST VALUE PLOTTED
DATE VALUE

CHART 8. INTEREST ARBITRAGE, 3-MONTH FUNDS

EURO-DOLLAR DEPOSIT	SEPT. 3	11.90
INTERBANK STERLING (LONDON), COVERED	SEPT. 3	11.94
DIFFERENTIAL	SEPT. 3	-0.04
U.S. COMMERCIAL PAPER	SEPT. 3	10.61
CANADIAN FINANCE PAPER, COVERED	SEPT. 3	11.66
DIFFERENTIAL	SEPT. 3	-1.05
EURO-DOLLAR DEPOSIT	SEPT. 3	11.90
INTERBANK DM (FRANKFURT), COVERED	SEPT. 3	12.25
DIFFERENTIAL	SEPT. 3	-0.35
EURO-DOLLAR DEPOSIT	SEPT. 3	11.90
SWISS INTERBANK, COVERED	SEPT. 3	12.07
DIFFERENTIAL	SEPT. 3	-0.17

CHART 9. LONG TERM GOVERNMENT BOND YIELDS

UNITED STATES	AUG. 29	11.59
GERMANY	AUG. 22	7.84
JAPAN (MONTHLY)	JULY	8.88
SWITZERLAND	AUG. 8	4.59
CANADA	AUG. 22	12.42
FRANCE	JUNE 13	13.34
NETHERLANDS	JULY 25	9.09
UNITED KINGDOM	AUG. 22	11.32

U.S. CORPORATE

AAA BONDS	JUNE	10.58
EURO-DM BONDS	DEC.	6.63
EURC-DOLLAR BONDS	MAY	10.39

CHART 10. INDUSTRIAL STOCK INDICES

UNITED STATES	AUG. 29	130.96
JAPAN	AUG. 29	316.73
CANADA	DEC. 29	113.81
FRANCE	AUG. 1	146.90
UNITED KINGDOM	AUG. 29	117.08
SWITZERLAND	AUG. 29	77.52
GERMANY	AUG. 22	96.82