

Selected Interest & Exchange Rates

Weekly Series of Charts

August 11, 1980

**Prepared by the
FINANCIAL MARKETS
SECTION**

**DIVISION OF
INTERNATIONAL FINANCE**

**BOARD OF GOVERNORS
FEDERAL RESERVE SYSTEM
Washington, D.C. 20551**

Table of Contents

TABLES

1. LATEST FIGURES PLOTTED
2. DAILY CERTIFIED SPOT EXCHANGE RATES--
H.10 RELEASE

CHARTS

1. SPOT EXCHANGE RATE INDICES
2. 3-MONTH FORWARD EXCHANGE RATES
3. GOLD PRICE--LONDON
4. CALL MONEY RATES
5. 3-MONTH INTEREST RATES
6. EURO-DOLLAR DEPOSIT RATES
7. SELECTED EURO-DOLLAR AND
U.S. MONEY MARKET RATES
8. INTEREST ARBITRAGE: 3-MONTH FUNDS
9. LONG-TERM GOVERNMENT BOND YIELDS
10. INDUSTRIAL STOCK INDICES

SUBSCRIPTION RATES:

Weekly \$15.00 per year or \$.40 each in the United States, its possessions, Canada, and Mexico; 10 or more of the same issue to one address, \$13.50 per year or \$.35 each. Elsewhere, \$20.00 per year or \$.50 each. Address requests to Publications Services, Division of Administrative Services, and make payment remittance payable to the order of the Board of Governors of the Federal Reserve System in a form collectible at par in U.S. Currency.

CHART 1

SPOT EXCHANGE INDICES

DOLLAR PRICES OF FOREIGN CURRENCIES AND WEIGHTED AVERAGE VALUES (THIN LINE)
AVERAGES FOR WEEK ENDING WEDNESDAY

RATIO SCALE
MARCH 1973=100

RATIO SCALE
MARCH 1973=100

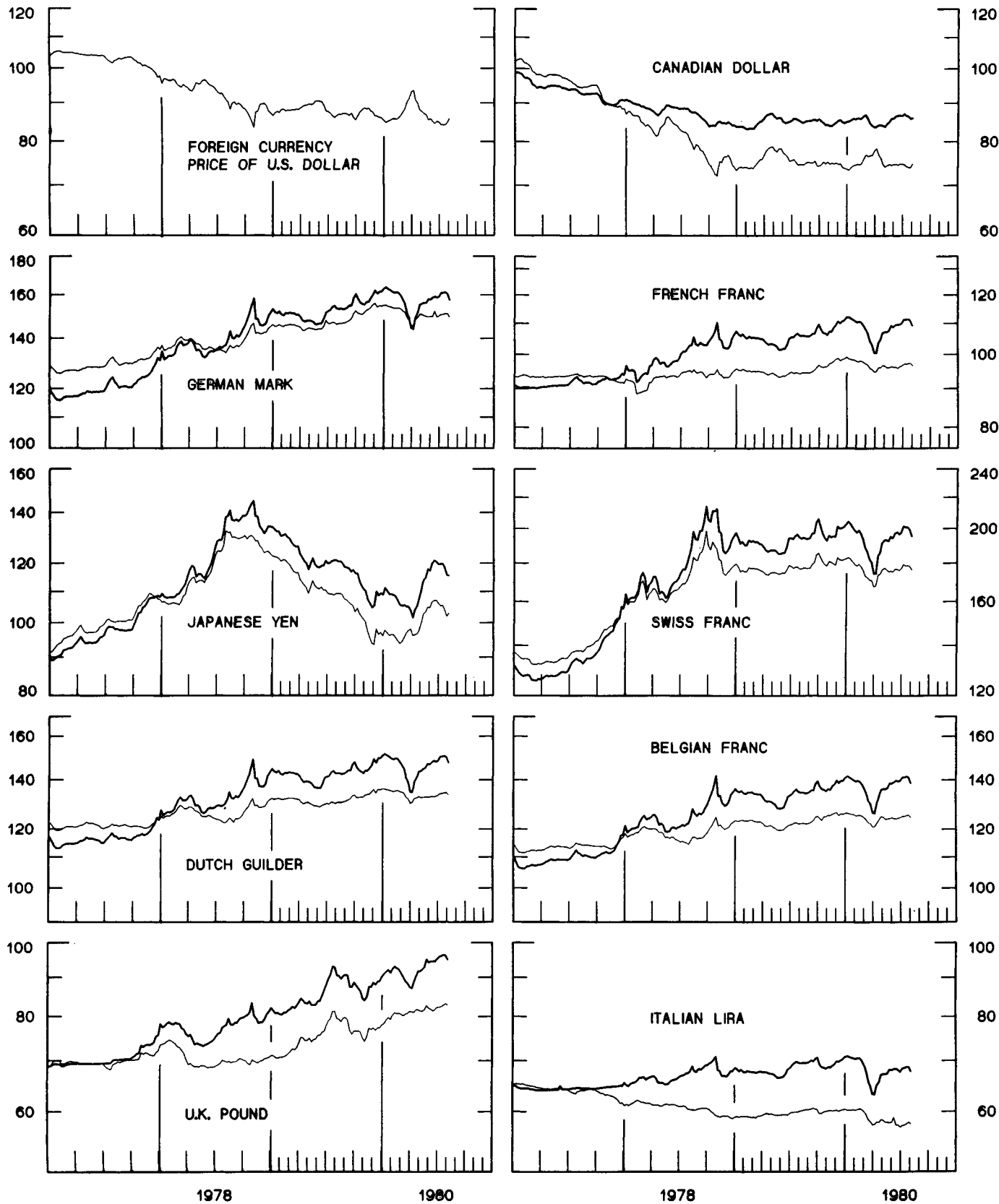


CHART 2
3-MONTH FORWARD EXCHANGE RATES
 PREMIUM (+) OR (-)
 AVERAGES FOR WEEK ENDING WEDNESDAY

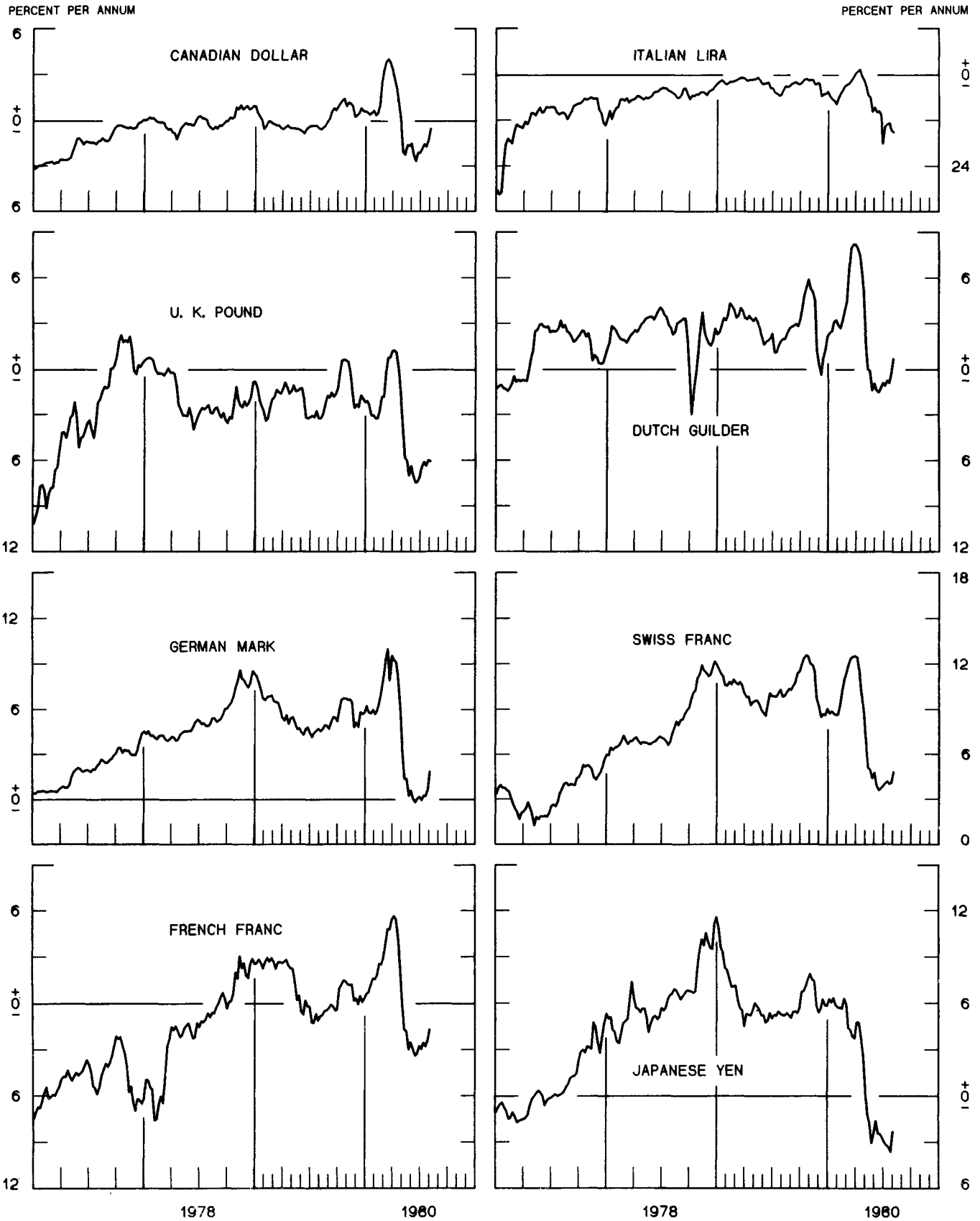
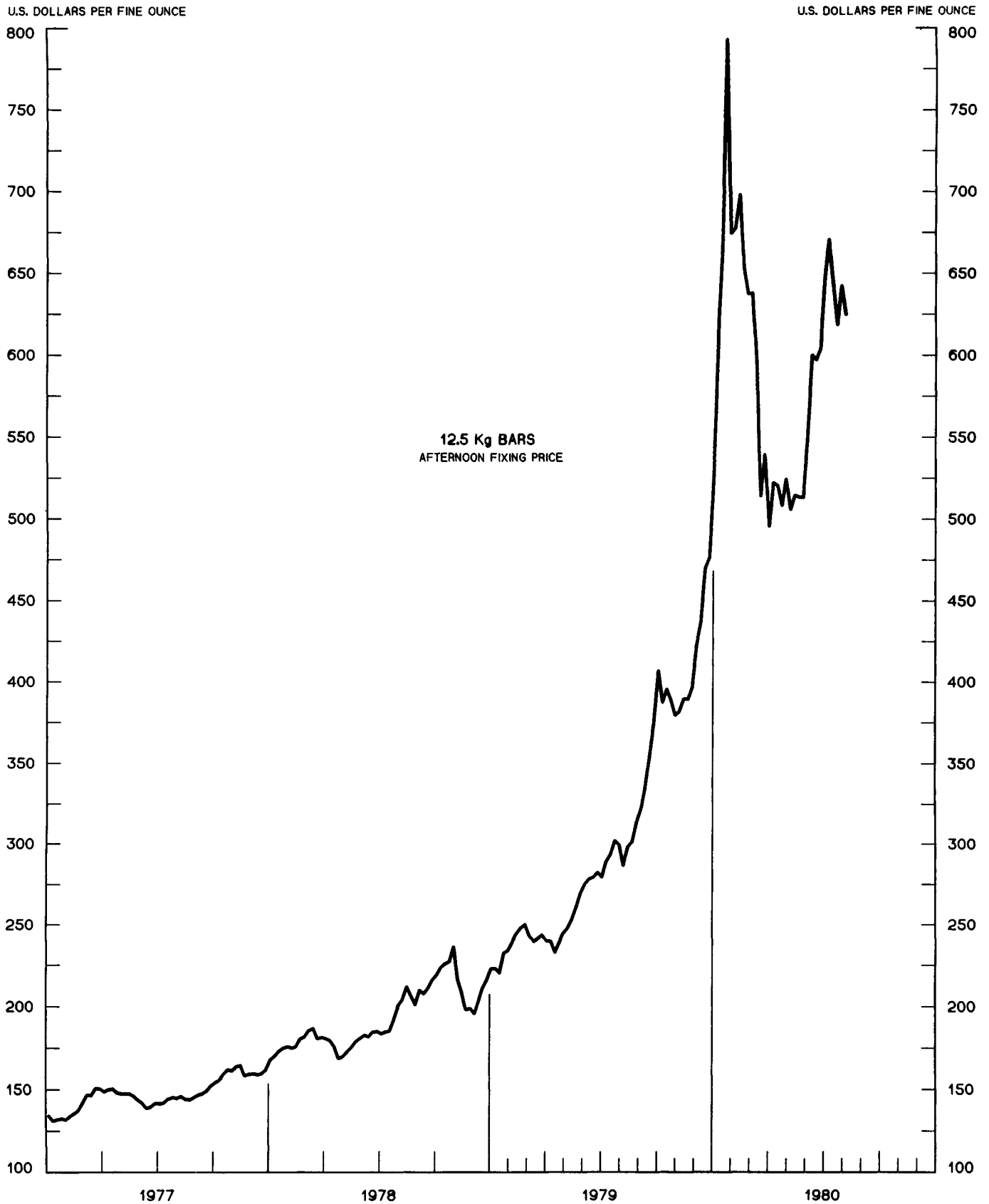


CHART 3
PRICE OF GOLD IN LONDON
AVERAGES FOR WEEK ENDING WEDNESDAY



12.5 Kg BARS
AFTERNOON FIXING PRICE

CHART 4
CALL MONEY RATES
 WEEKLY SERIES

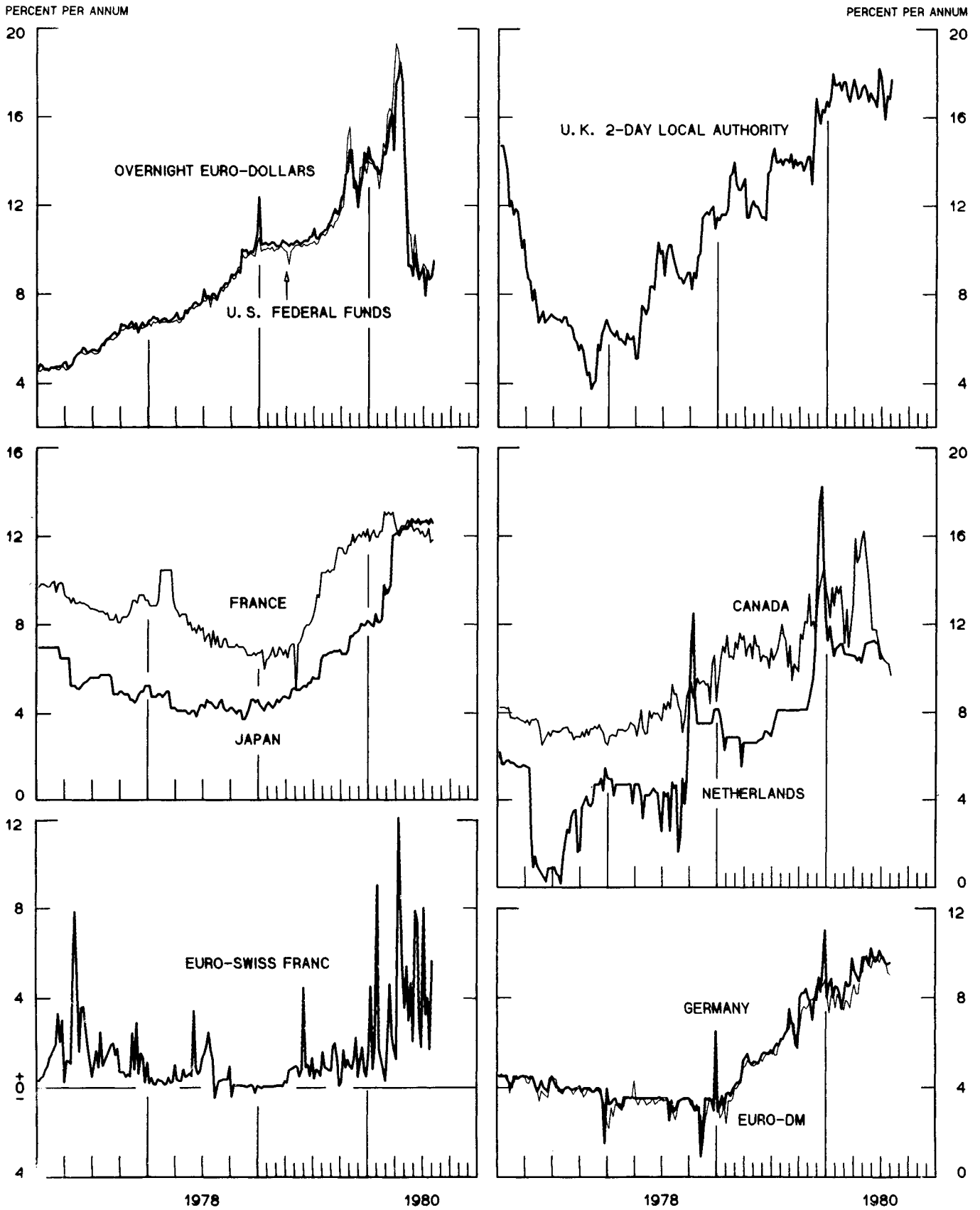


CHART 5
3-MONTH INTEREST RATES
 WEEKLY SERIES

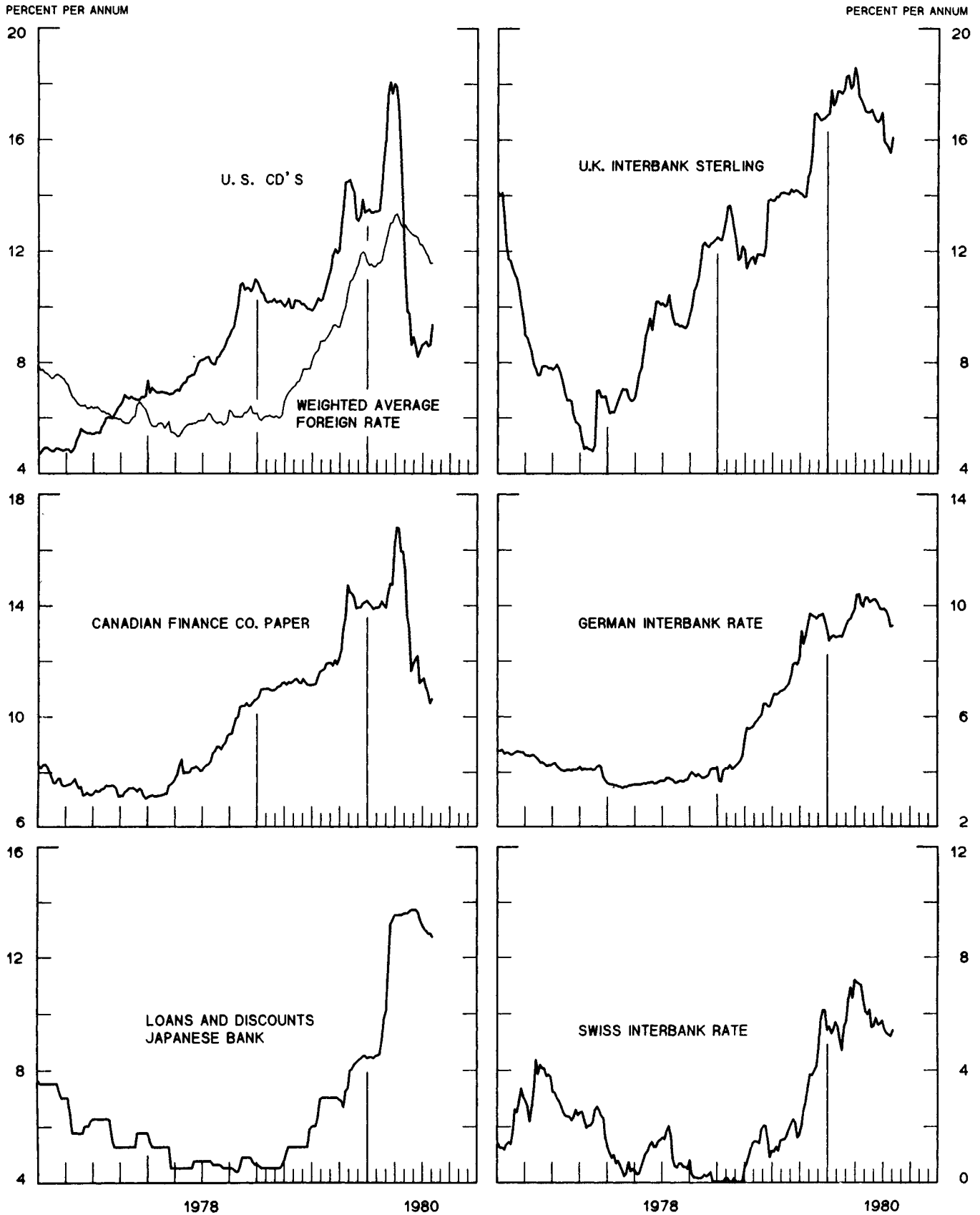


CHART 6
EURO-DOLLAR DEPOSIT RATES LONDON
 AVERAGES FOR WEEK ENDING WEDNESDAY

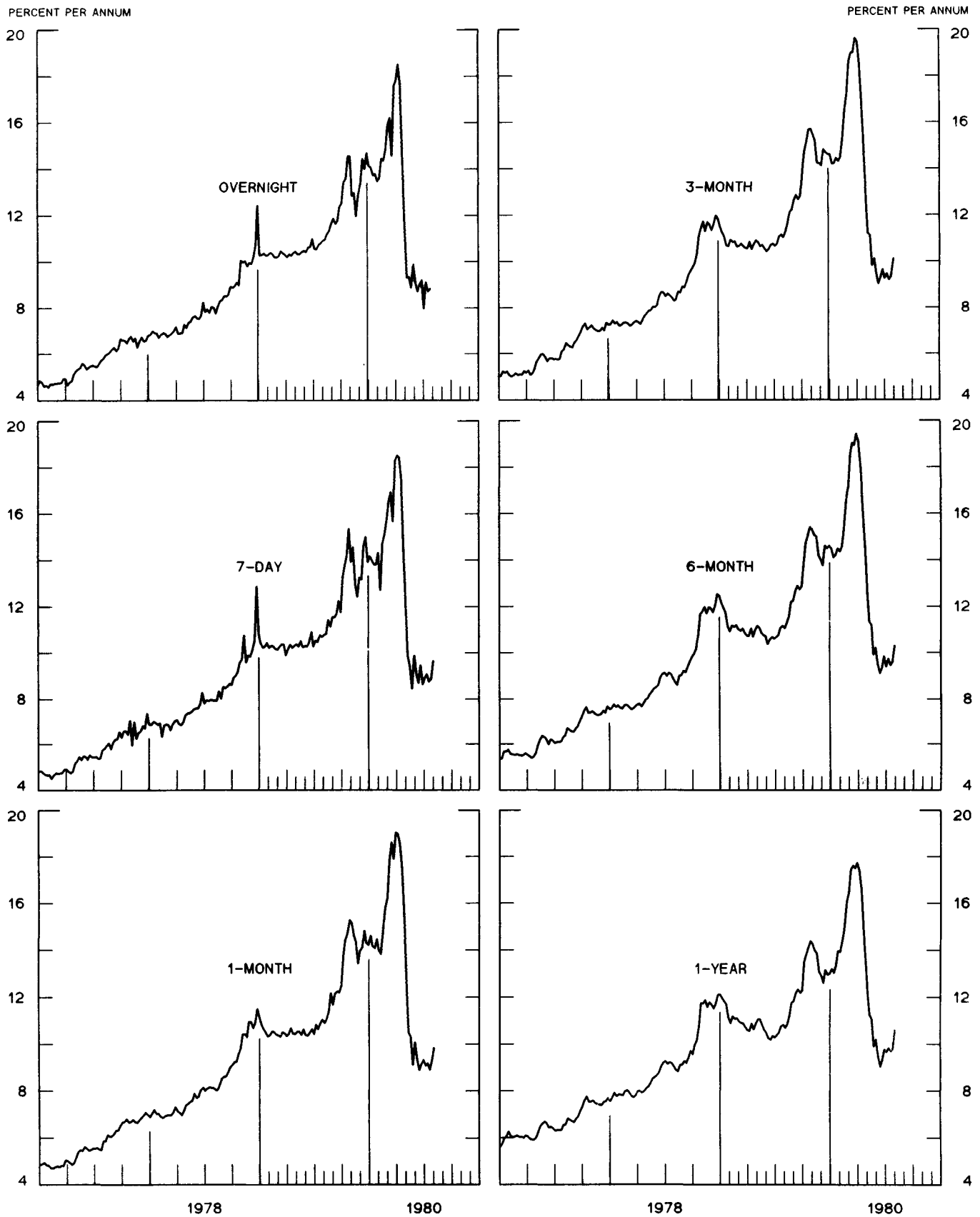
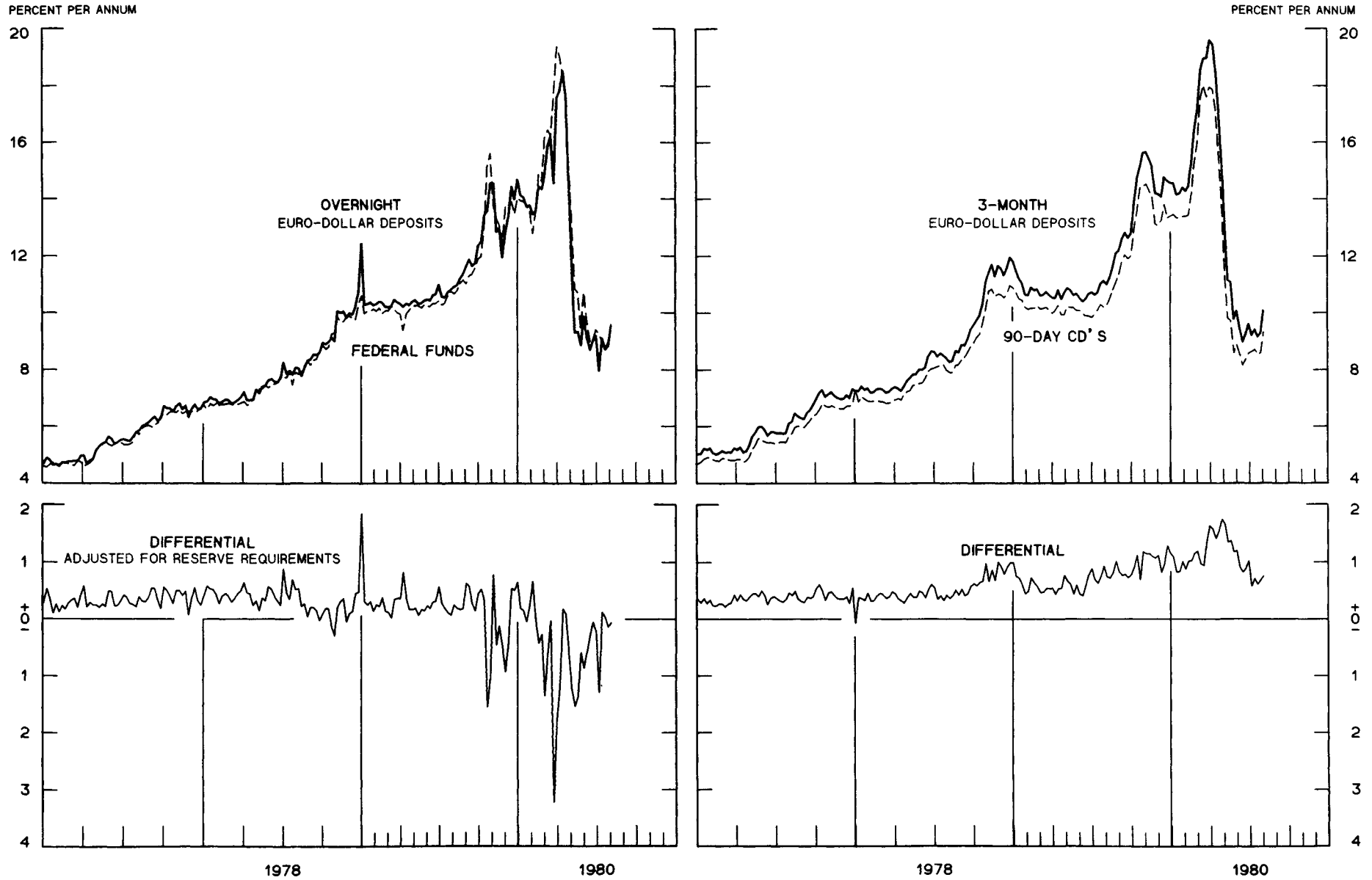


CHART 7
SELECTED EURO-DOLLAR AND U. S. MONEY MARKET RATES

DIFFERENTIAL: PLUS(+), FAVORS BORROWING IN U. S.
 AVERAGES FOR WEEK ENDING WEDNESDAY

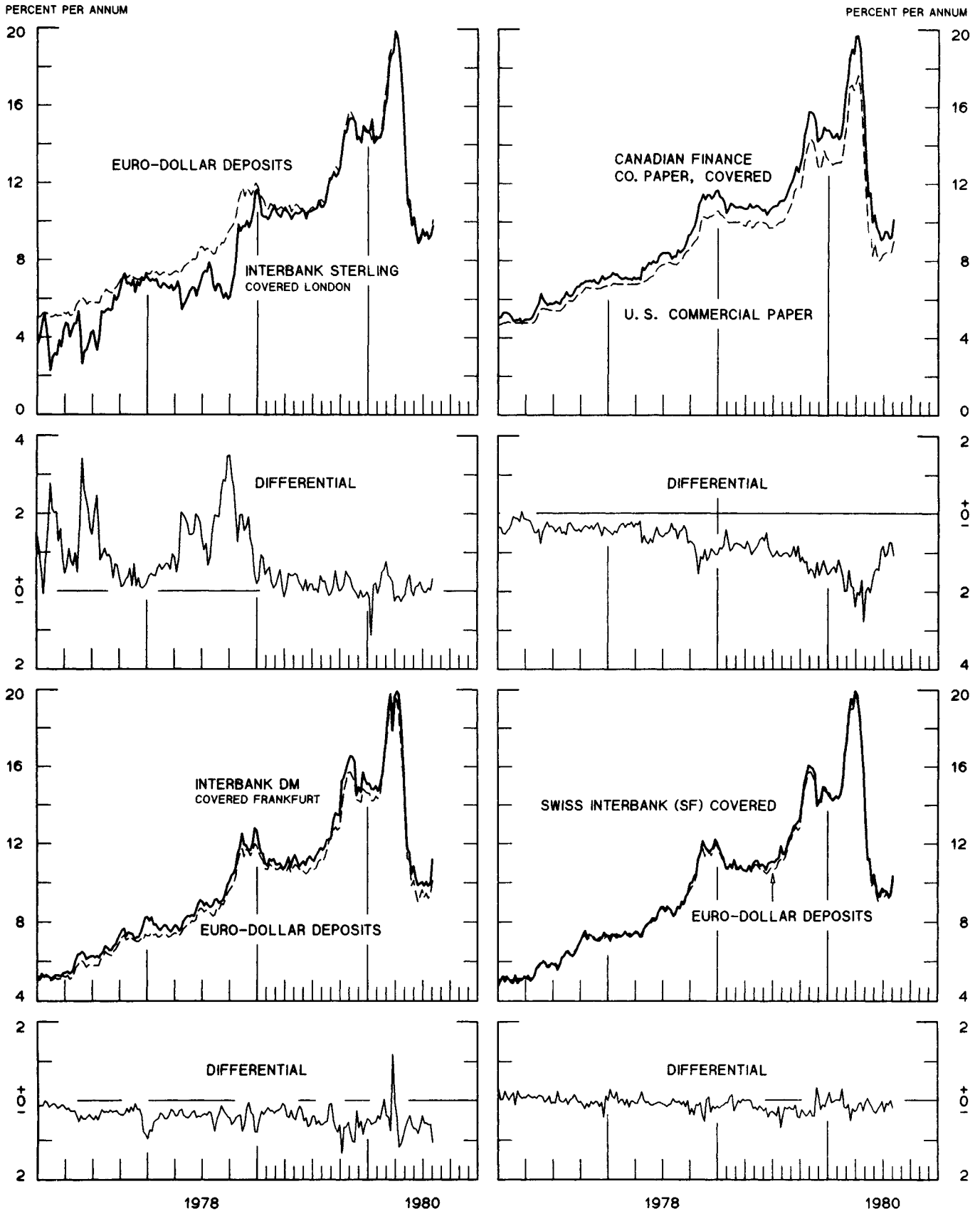


1 PERCENT ON DIFFERENTIAL SCALE = 2 PERCENT ON RATE SCALE

CHART 8

INTEREST ARBITRAGE: 3-MONTH FUNDS

DIFFERENTIAL: PLUS(+), INDICATES FAVOR DOLLAR ASSETS
AVERAGES FOR WEEK ENDING WEDNESDAY



1 PERCENT ON DIFFERENTIAL SCALE = 2 PERCENT ON RATE SCALE

CHART 9
LONG-TERM GOVERNMENT BOND YIELDS
 WEEKLY SERIES

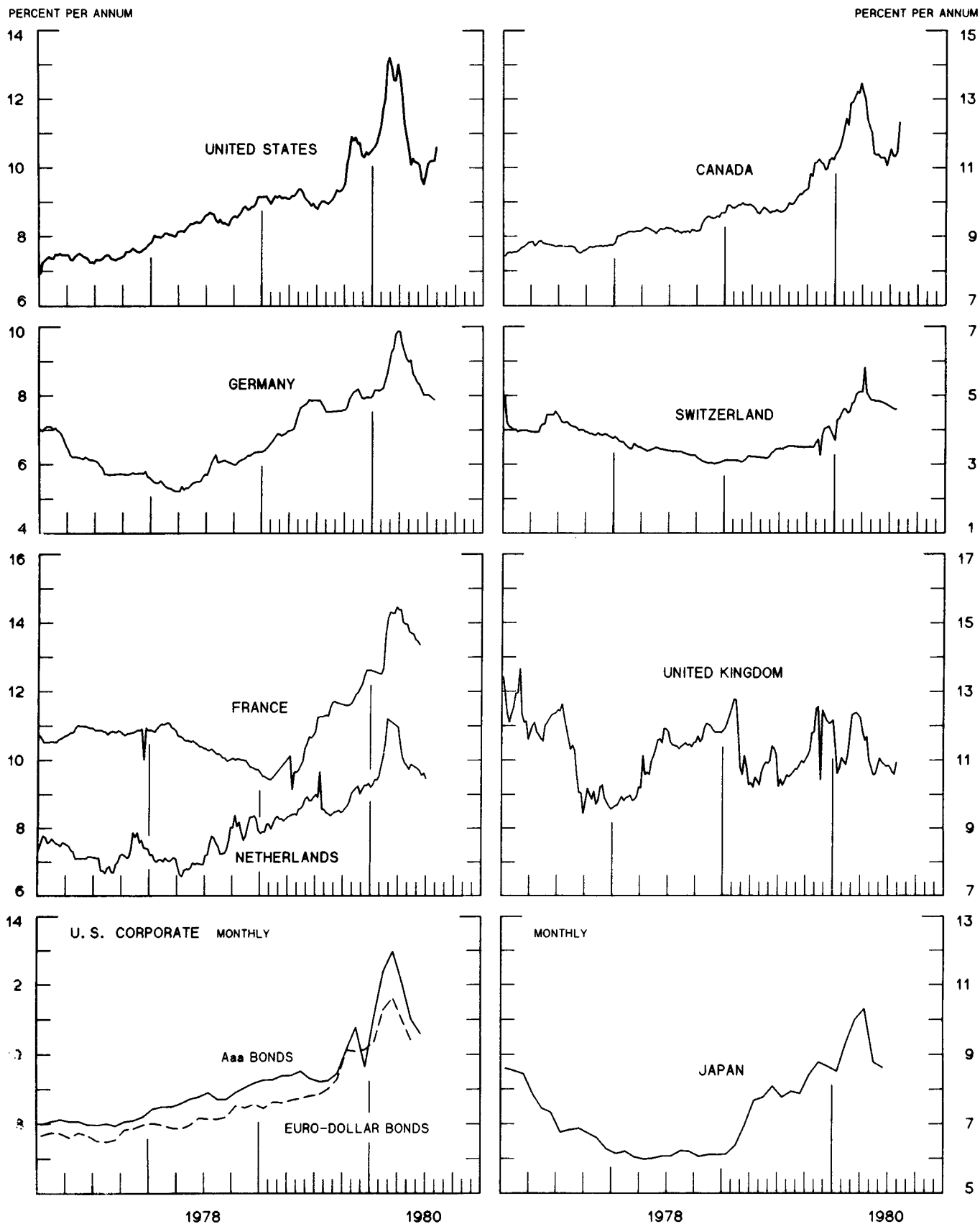
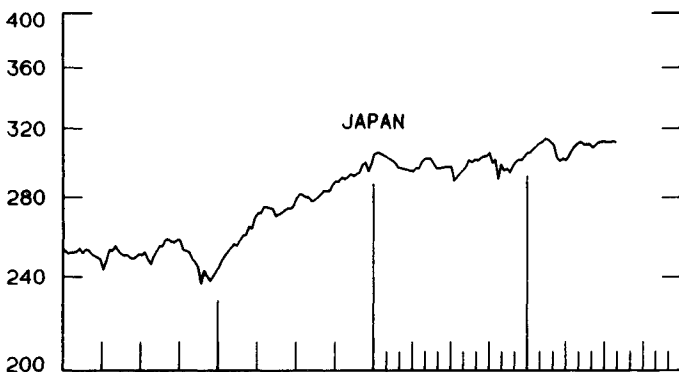
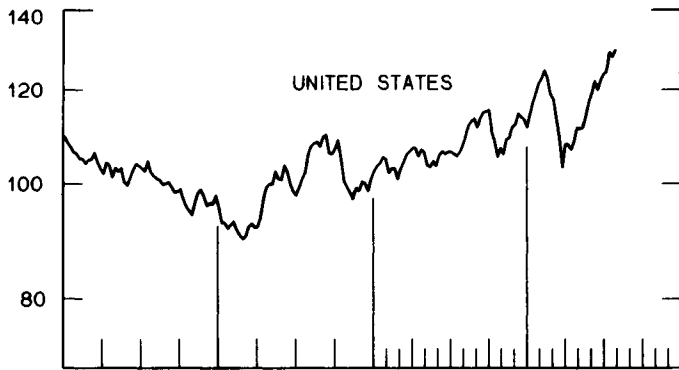
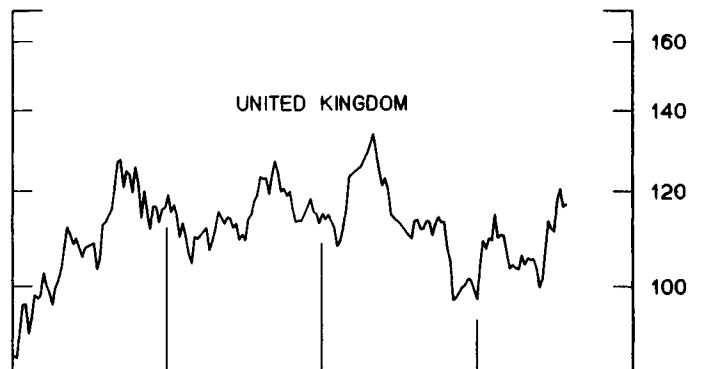
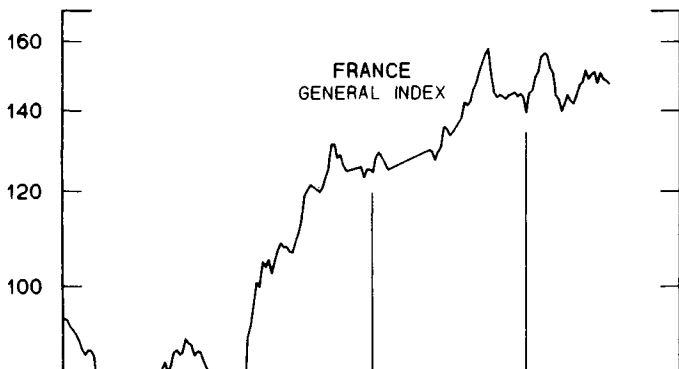
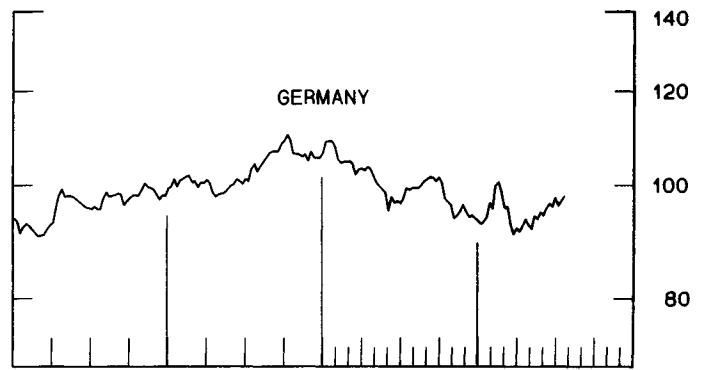
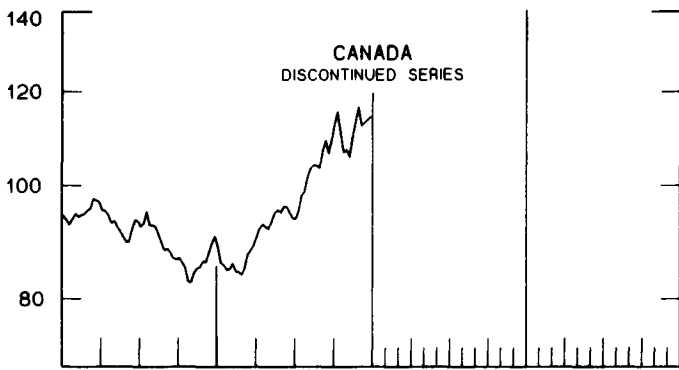
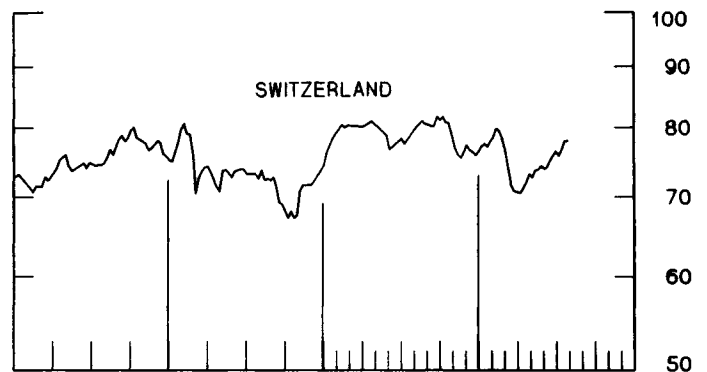


CHART 10
INDUSTRIAL STOCK INDICES
 WEEKLY SERIES

RATIO SCALE
 1969=100



RATIO SCALE
 1969=100



1978

1980

1978

1980

SERIES NAME

LAST VALUE PLOTTED
DATE VALUE

CHART 1. SPOT EXCHANGE RATES AND INDICES

WEEKLY AVERAGES, NOON BUYING RATES (U.S. CENTS)

GERMAN MARK	AUG. 6	56.16
JAPANESE YEN	AUG. 6	0.44170
DUTCH GUILDER	AUG. 6	51.50
U.K. POUND	AUG. 6	234.95
CANADIAN DOLLAR	AUG. 6	86.32
FRENCH FRANC	AUG. 6	24.24
SWISS FRANC	AUG. 6	60.76
BELGIAN FRANC	AUG. 6	3.51822
ITALIAN LIRA	AUG. 6	0.11908

INDICES, MARCH 1973 BASE RATES = 100

GERMAN MARK	AUG. 6	157.98
JAPANESE YEN	AUG. 6	115.65
DUTCH GUILDER	AUG. 6	147.85
U.K. POUND	AUG. 6	95.03
CANADIAN DOLLAR	AUG. 6	86.04
FRENCH FRANC	AUG. 6	109.23
SWISS FRANC	AUG. 6	195.46
BELGIAN FRANC	AUG. 6	138.64
ITALIAN LIRA	AUG. 6	67.64

WEIGHTED AVERAGE EXCHANGE VALUE INDICES, MAR 1973 = 100
(G-10 COUNTRIES PLUS SWITZERLAND)

U.S. DOLLAR	AUG. 6	85.99
GERMAN MARK	AUG. 6	149.91
JAPANESE YEN	AUG. 6	103.03
DUTCH GUILDER	AUG. 6	133.80
U.K. POUND	AUG. 6	82.91
CANADIAN DOLLAR	AUG. 6	74.82
FRENCH FRANC	AUG. 6	96.65
SWISS FRANC	AUG. 6	176.34
BELGIAN FRANC	AUG. 6	124.46
ITALIAN LIRA	AUG. 6	57.77
SWEDISH KRONA	AUG. 6	94.16

CHART 2. 3-MONTH FORWARD EXCHANGE RATES, PREMIUM OR DISCOUNT

CANADIAN DOLLAR	AUG. 6	-0.49
U.K. POUND	AUG. 6	-6.03
GERMAN MARK	AUG. 6	1.88
FRENCH FRANC	AUG. 6	-1.66
SWISS FRANC	AUG. 6	4.85
DUTCH GUILDER	AUG. 6	0.72
JAPANESE YEN	AUG. 6	-2.30
ITALIAN LIRA	AUG. 6	-15.10

SERIES NAME	LAST VALUE PLOTTED	
	DATE	VALUE
CHART 3. GOLD PRICE IN LONDON, AFTERNOON FIXING		
U.S. DOLLARS PER FINE OUNCE	AUG. 6	625.05
CHART 4. CALL MONEY RATES		
U.S. FEDERAL FUNDS	AUG. 6	9.60
OVERNIGHT EURO-DOLLAR DEPOSITS	AUG. 6	9.54
U.K. 2-DAY LOCAL AUTHORITY DEPOSITS	AUG. 1	17.75
CANADA	AUG. 1	9.68
GERMANY	AUG. 1	9.55
EURO-DM	AUG. 1	9.01
JAPAN	AUG. 1	12.63
FRANCE	AUG. 1	11.88
NETHERLANDS	JULY 4	10.50
EURO-SWISS FRANC	AUG. 1	5.67
CHART 5. 3-MONTH INTEREST RATES		
U.S. 90-DAY CD'S, SECONDARY MARKET	AUG. 6	9.33
GERMAN INTERBANK LOAN	AUG. 6	9.23
JAPANESE BANK LOANS & DISCOUNTS	AUG. 6	12.69
CANADIAN FINANCE PAPER	AUG. 6	10.60
INTERBANK STERLING	AUG. 6	16.04
SWISS INTERBANK LCAN	AUG. 6	5.38
WEIGHTED AVERAGE FOREIGN INTEREST RATE (G-10 COUNTRIES PLUS SWITZERLAND)	AUG. 6	11.54
CHART 6. EURO-DOLLAR DEPOSIT RATES: LONDON		
OVERNIGHT	AUG. 6	9.54
7-DAY	AUG. 6	9.64
1-MONTH	AUG. 6	9.83
3-MONTH	AUG. 6	10.09
6-MONTH	AUG. 6	10.25
1-YEAR	AUG. 6	10.55
CHART 7. SELECTED EURO-DOLLAR AND U.S. MONEY MARKET RATES		
OVERNIGHT EURO-DOLLAR DEPOSITS	AUG. 6	9.54
U.S. FEDERAL FUNDS	AUG. 6	9.60
DIFFERENTIAL ADJ. FOR RESERVE REQUIREMENTS	AUG. 6	-0.06
3-MONTH EURO-DOLLAR DEPOSIT RATE	AUG. 6	10.09
U.S. 90-DAY CD'S, SECONDARY MARKET	AUG. 6	9.33
DIFFERENTIAL	AUG. 6	0.76

SERIES NAME	LAST VALUE PLOTTED	
	DATE	VALUE
CHART 8. INTEREST ARBITRAGE, 3-MONTH FUNDS		
EURO-DOLLAR DEPOSIT	AUG. 6	10.09
INTERBANK STERLING (LONDON), COVERED DIFFERENTIAL	AUG. 6	9.77
	AUG. 6	0.32
U.S. COMMERCIAL PAPER	AUG. 6	9.01
CANADIAN FINANCE PAPER, COVERED DIFFERENTIAL	AUG. 6	10.10
	AUG. 6	-1.09
EURO-DOLLAR DEPOSIT	AUG. 6	10.09
INTERBANK DM (FRANKFURT), COVERED DIFFERENTIAL	AUG. 6	11.16
	AUG. 6	-1.07
EURO-DOLLAR DEPOSIT	AUG. 6	10.09
SWISS INTERBANK, COVERED DIFFERENTIAL	AUG. 6	10.29
	AUG. 6	-0.20
CHART 9. LONG TERM GOVERNMENT BOND YIELDS		
UNITED STATES	AUG. 1	10.59
GERMANY	JULY 25	7.86
JAPAN (MONTHLY)	JUNE	8.61
SWITZERLAND	JULY 25	4.60
CANADA	AUG. 1	12.32
FRANCE	JUNE 13	13.34
NETHERLANDS	JULY 4	9.45
UNITED KINGDOM	AUG. 1	10.93
U.S. CORPORATE		
AAA BONDS	JUNE	10.58
EURO-DM BONDS	DEC.	6.63
EURO-DOLLAR BONDS	MAY	10.39
CHART 10. INDUSTRIAL STOCK INDICES		
UNITED STATES	AUG. 1	129.20
JAPAN	AUG. 1	310.37
CANADA	DEC. 29	113.81
FRANCE	JULY 18	146.80
UNITED KINGDOM	AUG. 1	116.41
SWITZERLAND	AUG. 1	77.65
GERMANY	JULY 25	97.38