

# Selected Interest & Exchange Rates

## Weekly Series of Charts

**August 4, 1980**

**Prepared by the  
FINANCIAL MARKETS  
SECTION**

**DIVISION OF  
INTERNATIONAL FINANCE**

**BOARD OF GOVERNORS  
FEDERAL RESERVE SYSTEM  
Washington, D.C. 20551**

---

# Table of Contents

## **TABLES**

1. LATEST FIGURES PLOTTED
2. DAILY CERTIFIED SPOT EXCHANGE RATES--H.10 RELEASE

## **CHARTS**

1. SPOT EXCHANGE RATE INDICES
2. 3-MONTH FORWARD EXCHANGE RATES
3. GOLD PRICE--LONDON
4. CALL MONEY RATES
5. 3-MONTH INTEREST RATES
6. EURO-DOLLAR DEPOSIT RATES
7. SELECTED EURO-DOLLAR AND U.S. MONEY MARKET RATES
8. INTEREST ARBITRAGE: 3-MONTH FUNDS
9. LONG-TERM GOVERNMENT BOND YIELDS
10. INDUSTRIAL STOCK INDICES

## **SUBSCRIPTION RATES:**

Weekly \$15.00 per year or \$.40 each in the United States, its possessions, Canada, and Mexico; 10 or more of the same issue to one address, \$13.50 per year or \$.35 each. Elsewhere, \$20.00 per year or \$.50 each. Address requests to Publications Services, Division of Administrative Services, and make payment remittance payable to the order of the Board of Governors of the Federal Reserve System in a form collectible at par in U.S. Currency.

# SPOT EXCHANGE INDICES

DOLLAR PRICES OF FOREIGN CURRENCIES AND WEIGHTED AVERAGE VALUES (THIN LINE)  
AVERAGES FOR WEEK ENDING WEDNESDAY

RATIO SCALE  
MARCH 1973=100

RATIO SCALE  
MARCH 1973=100

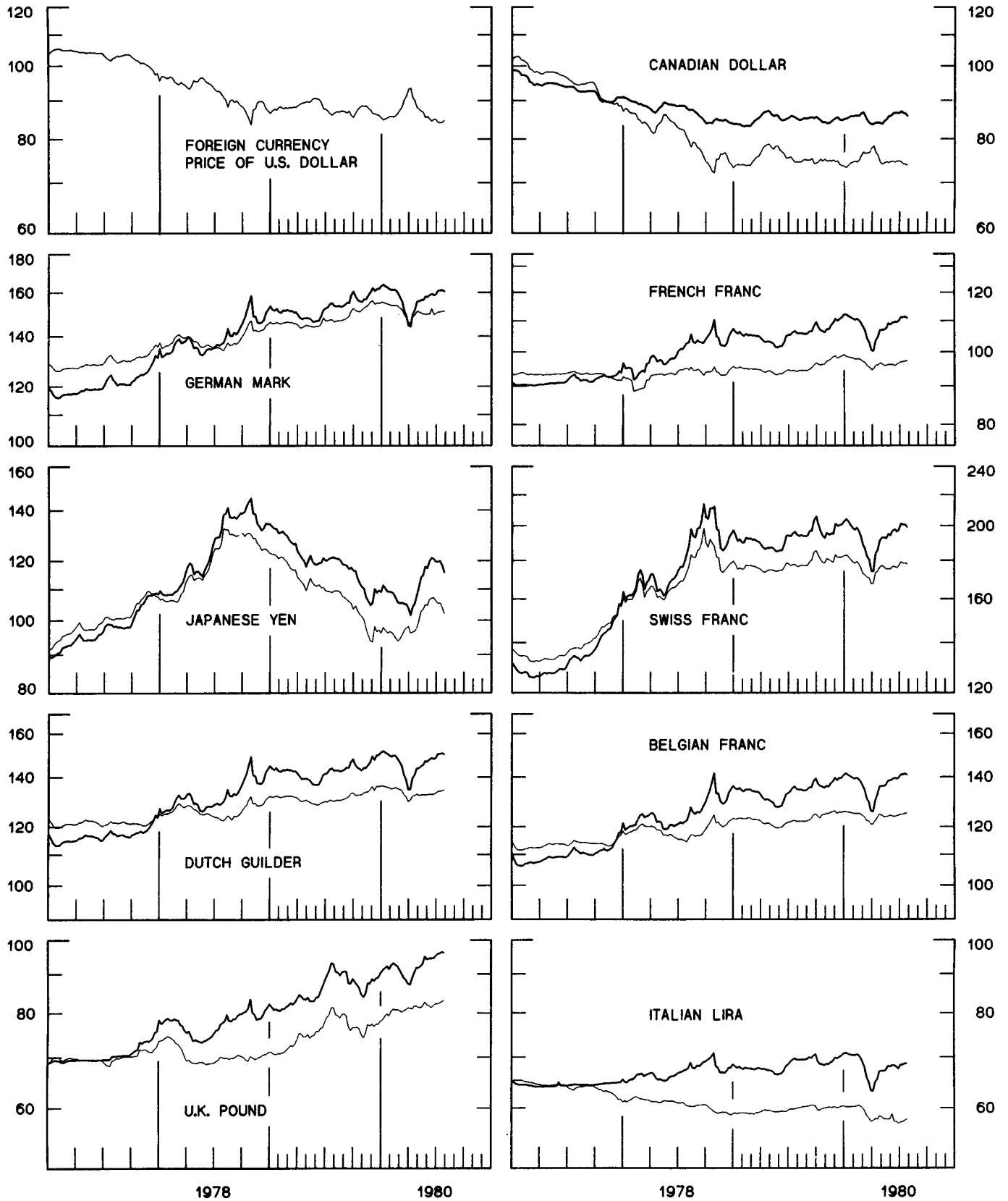


CHART 2  
**3-MONTH FORWARD EXCHANGE RATES**  
 PREMIUM (+) OR (-)  
 AVERAGES FOR WEEK ENDING WEDNESDAY

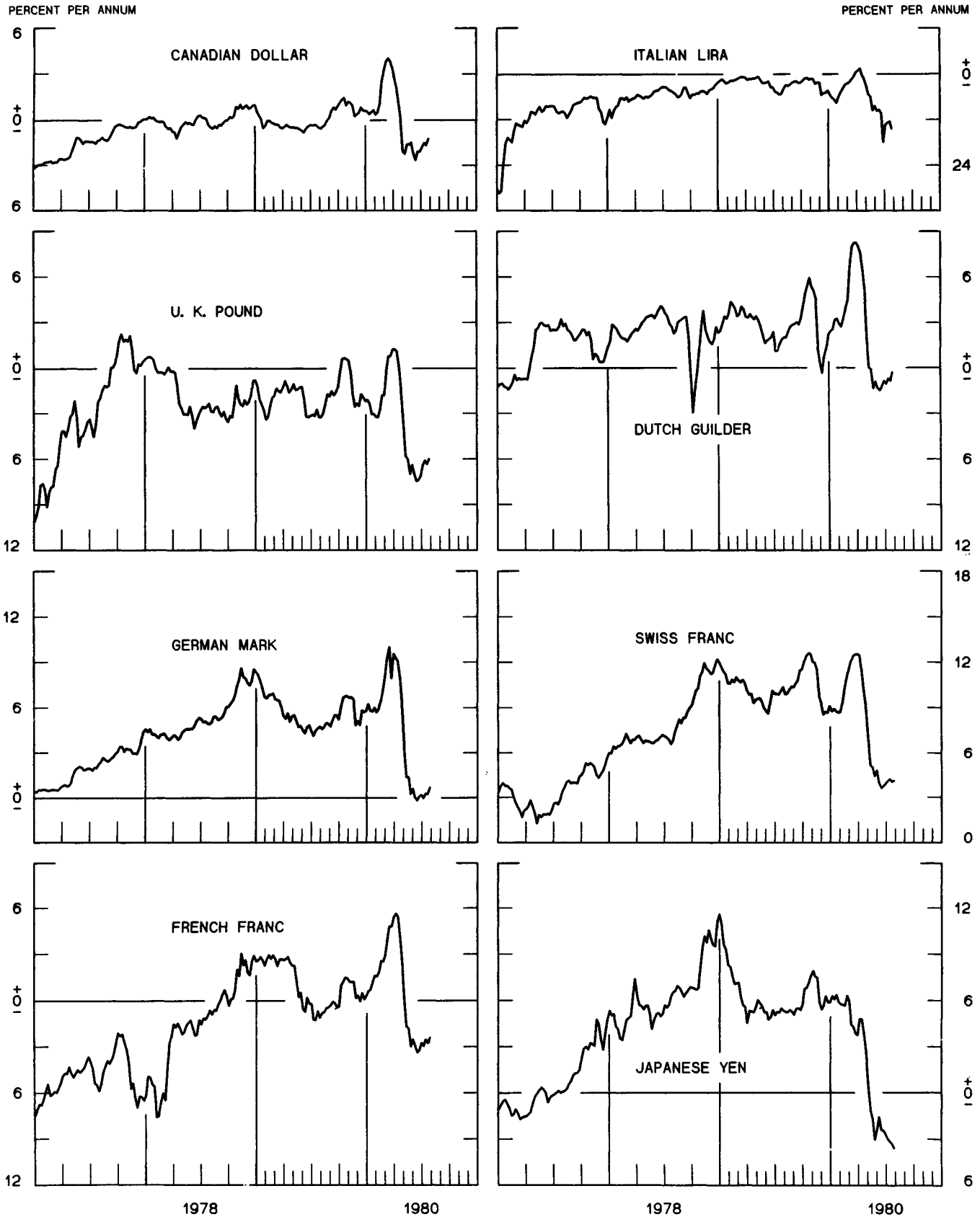


CHART 3  
PRICE OF GOLD IN LONDON  
AVERAGES FOR WEEK ENDING WEDNESDAY

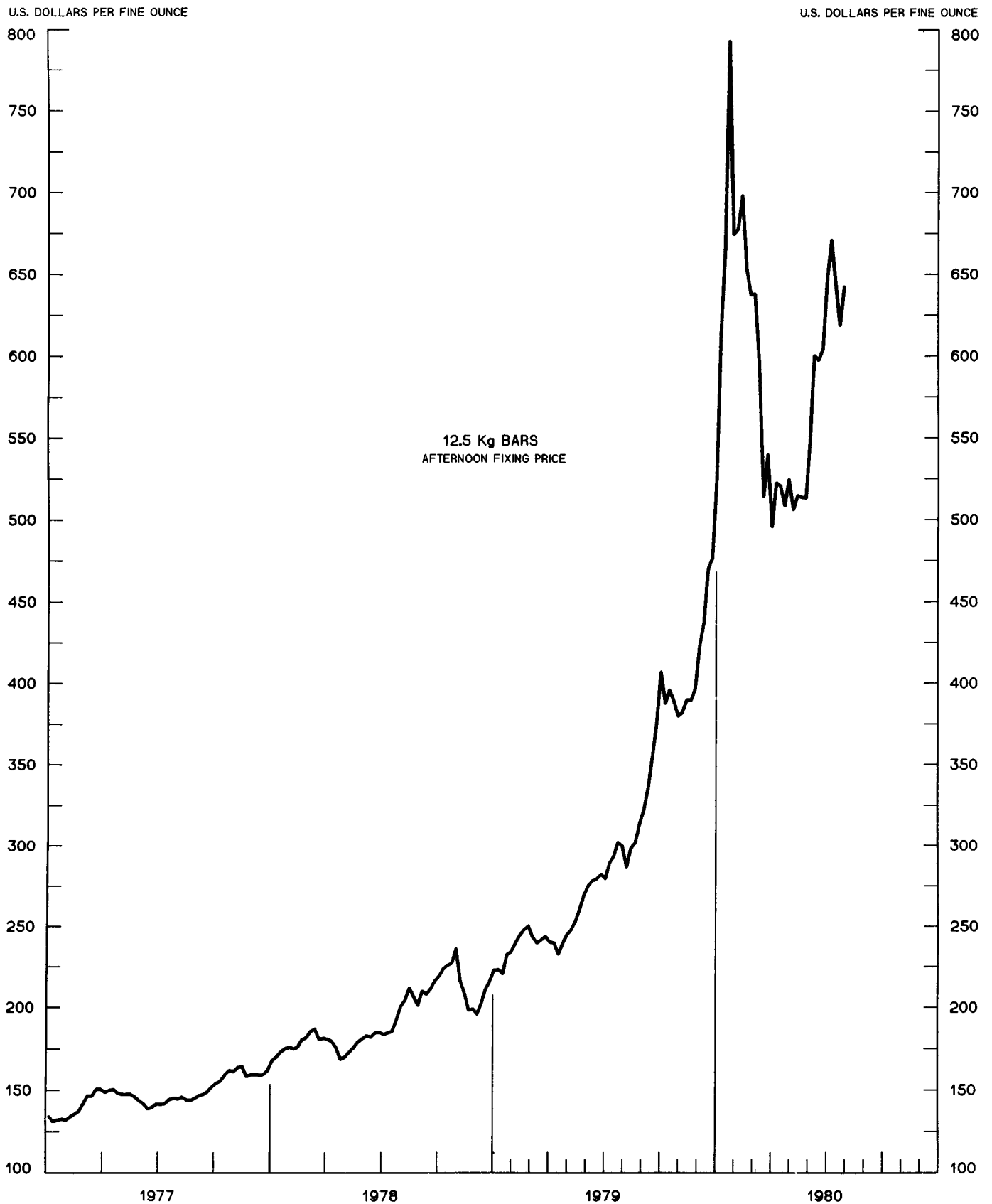


CHART 4  
**CALL MONEY RATES**  
 WEEKLY SERIES

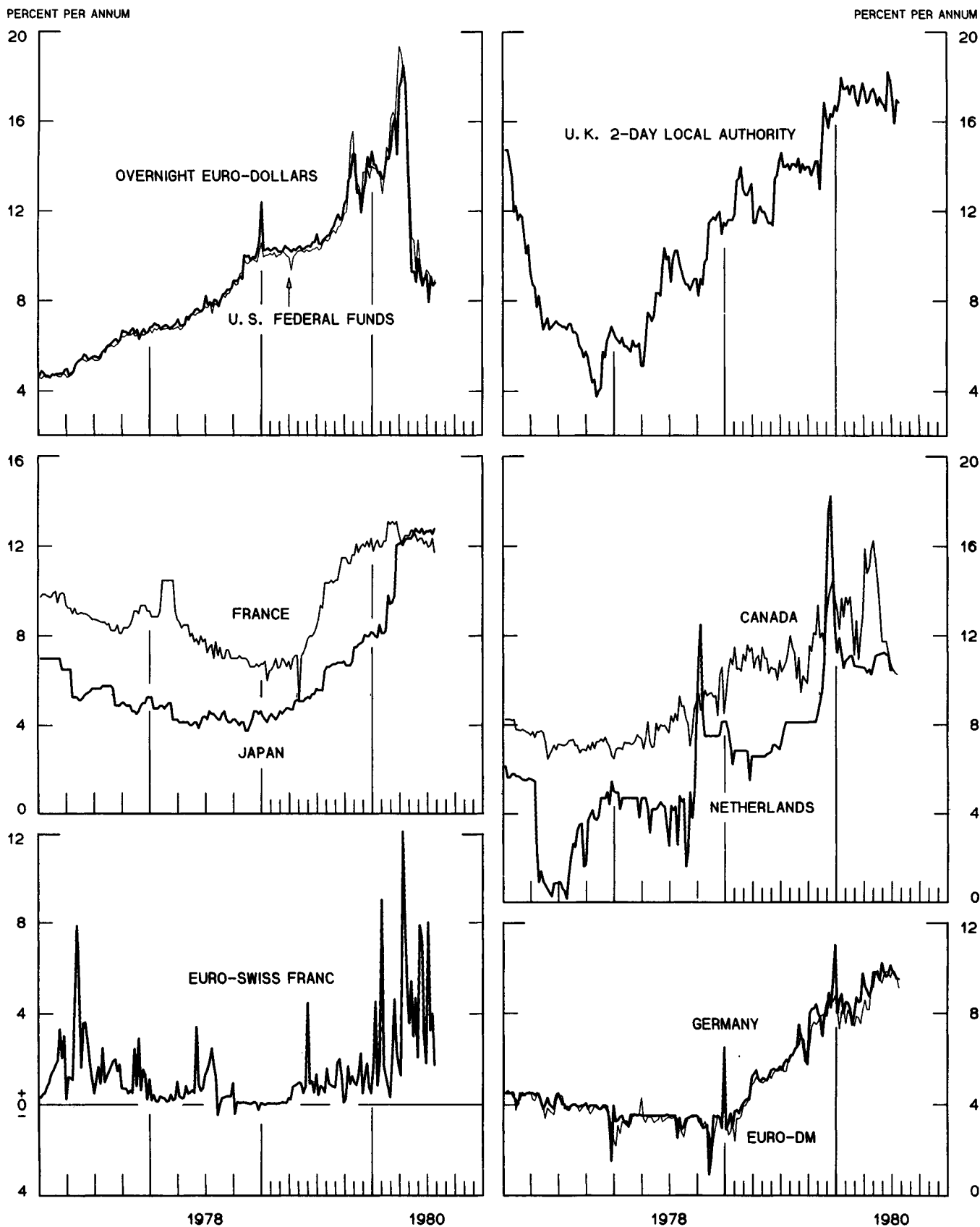


CHART 5  
**3-MONTH INTEREST RATES**  
 WEEKLY SERIES

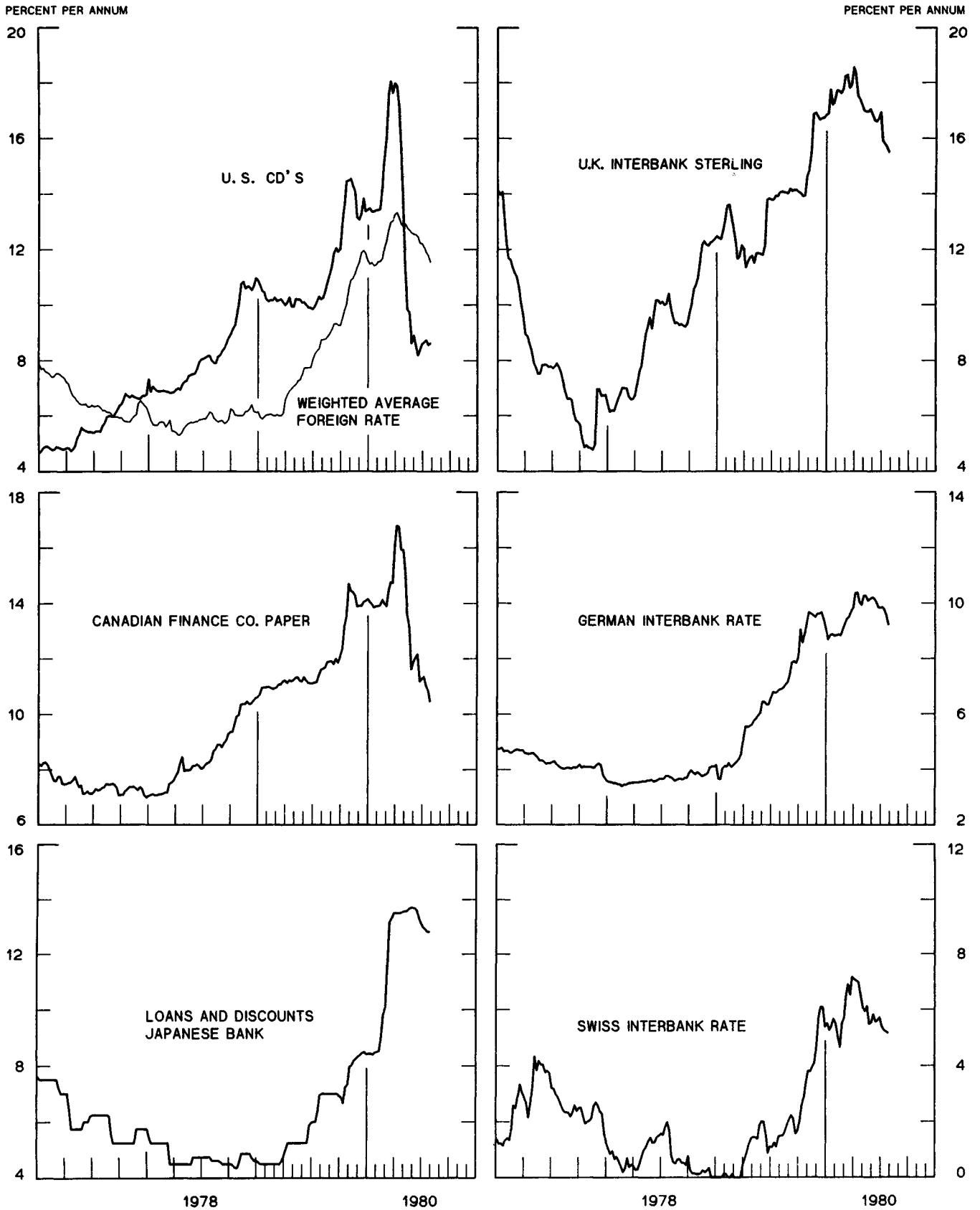


CHART 6  
**EURO-DOLLAR DEPOSIT RATES** LONDON  
AVERAGES FOR WEEK ENDING WEDNESDAY

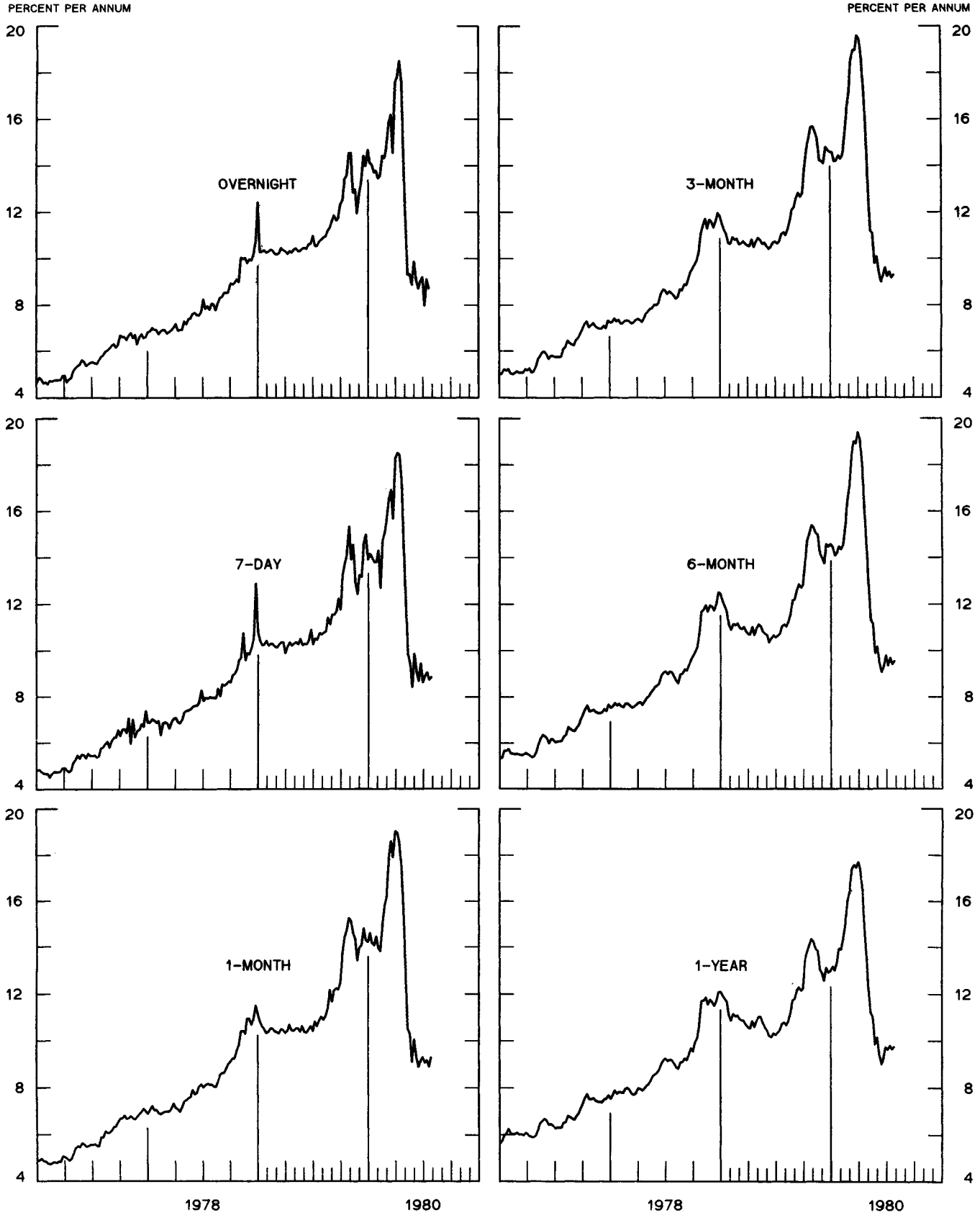
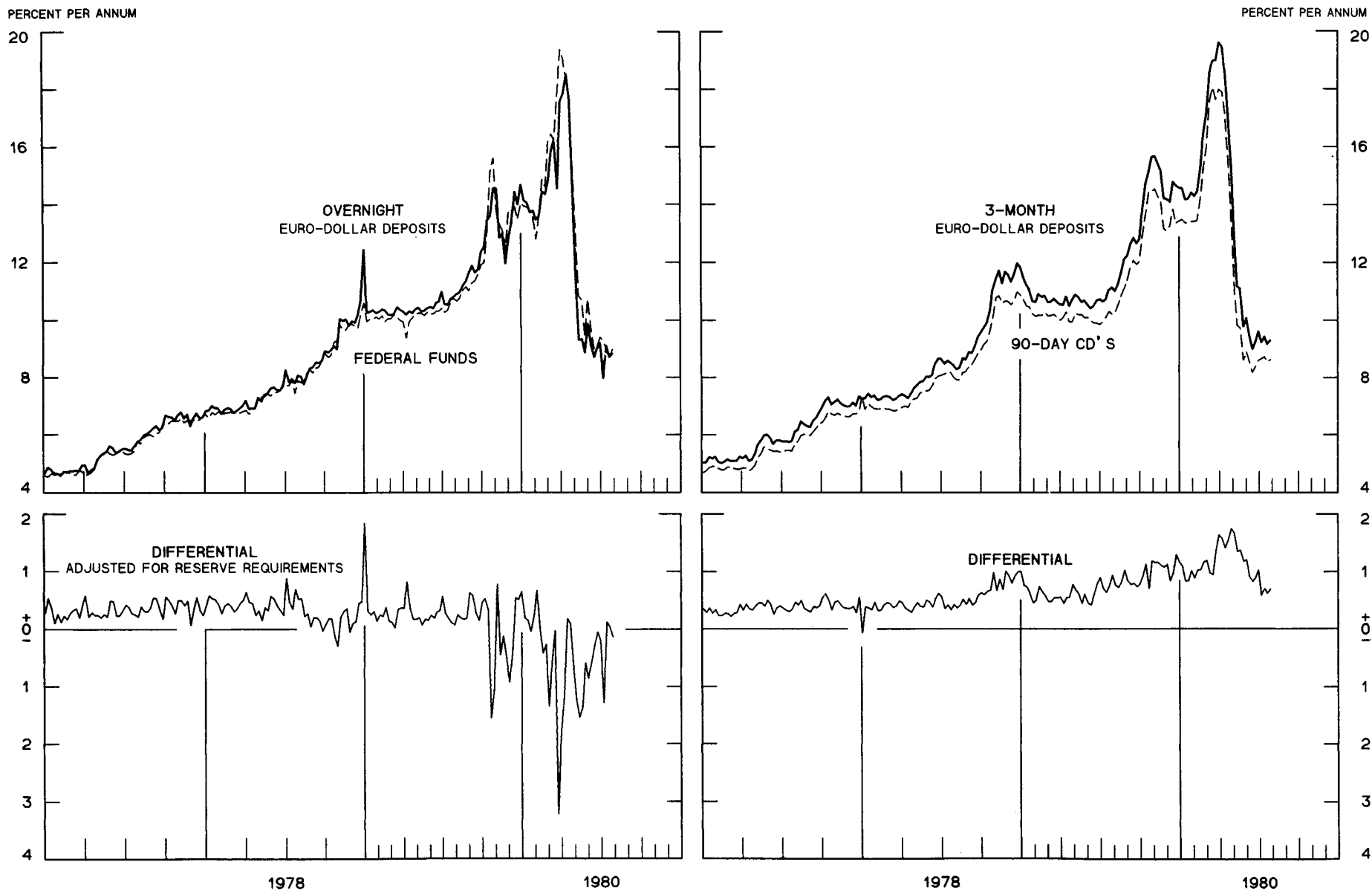




CHART 7  
**SELECTED EURO-DOLLAR AND U. S. MONEY MARKET RATES**

DIFFERENTIAL: PLUS(+), FAVORS BORROWING IN U. S.  
 AVERAGES FOR WEEK ENDING WEDNESDAY

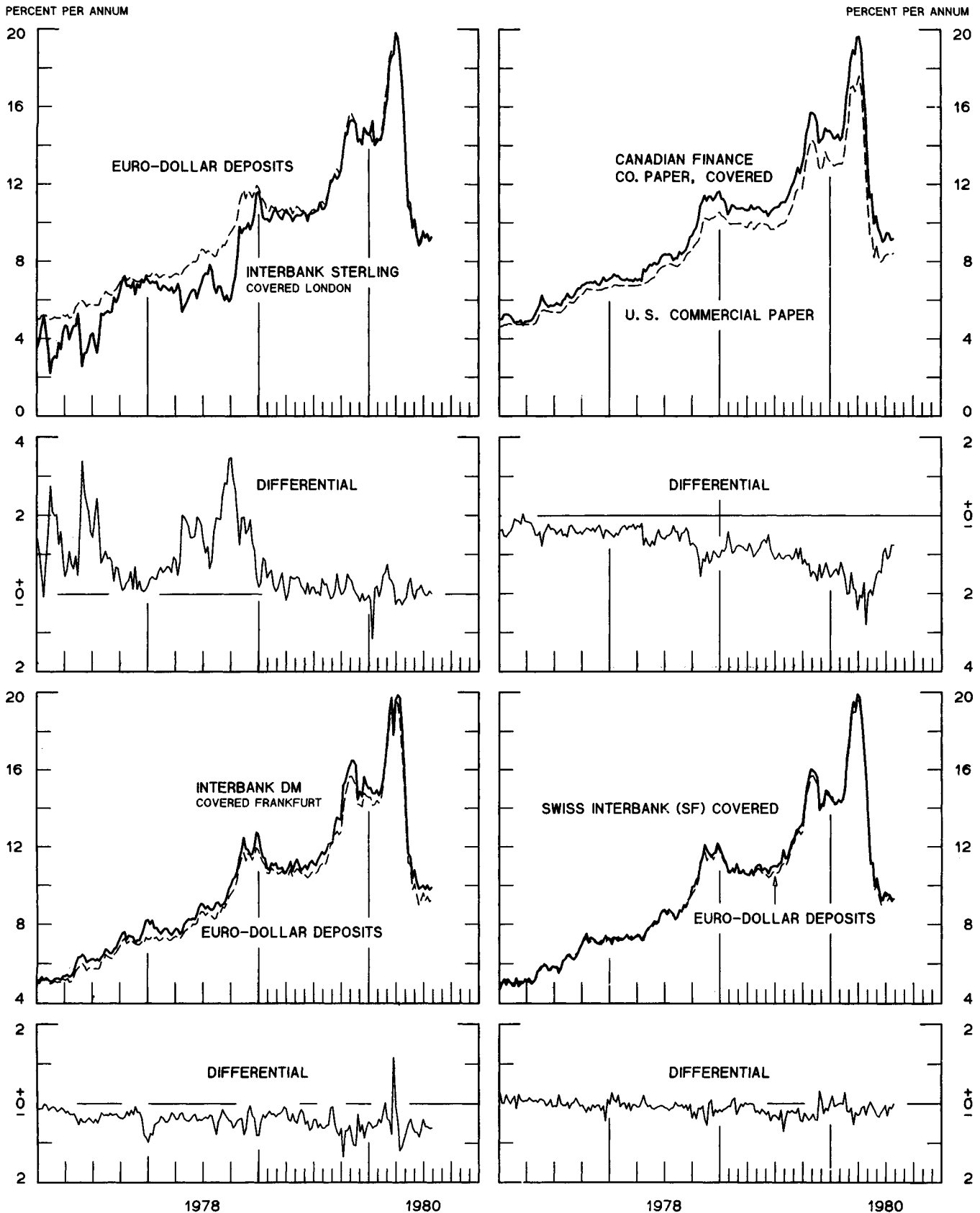


1 PERCENT ON DIFFERENTIAL SCALE = 2 PERCENT ON RATE SCALE

CHART 8

# INTEREST ARBITRAGE: 3-MONTH FUNDS

DIFFERENTIAL: PLUS(+), INDICATES FAVOR DOLLAR ASSETS  
AVERAGES FOR WEEK ENDING WEDNESDAY



1 PERCENT ON DIFFERENTIAL SCALE = 2 PERCENT ON RATE SCALE

CHART 9  
**LONG-TERM GOVERNMENT BOND YIELDS**  
 WEEKLY SERIES

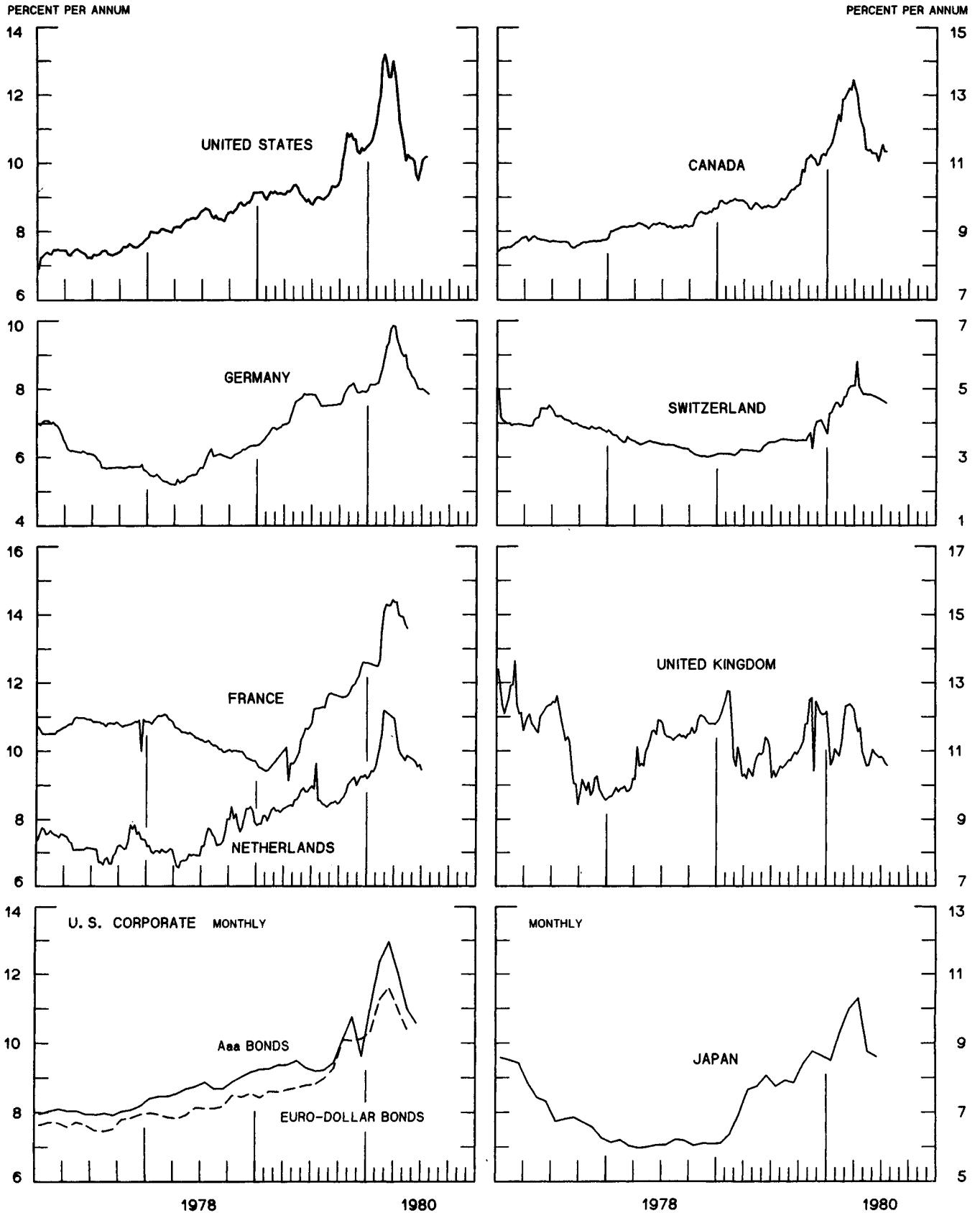
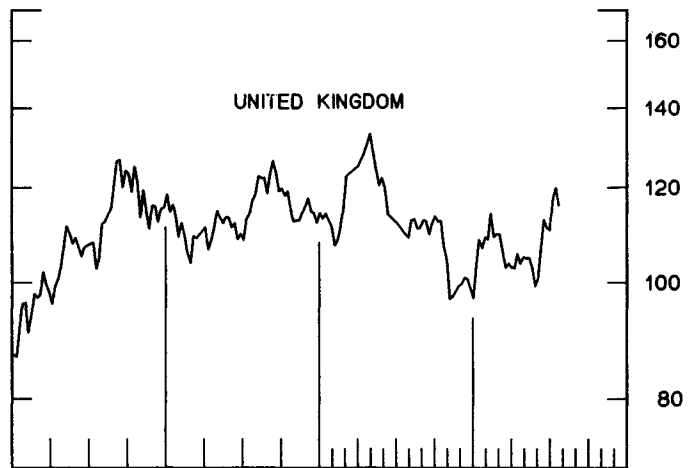
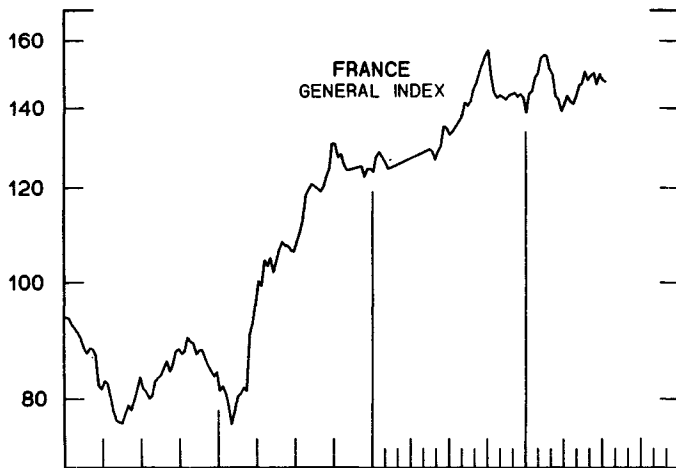
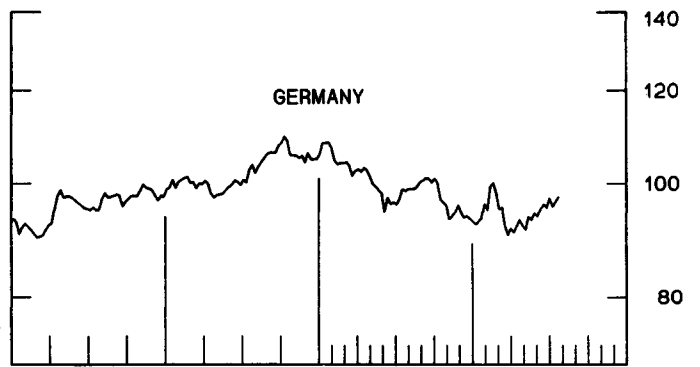
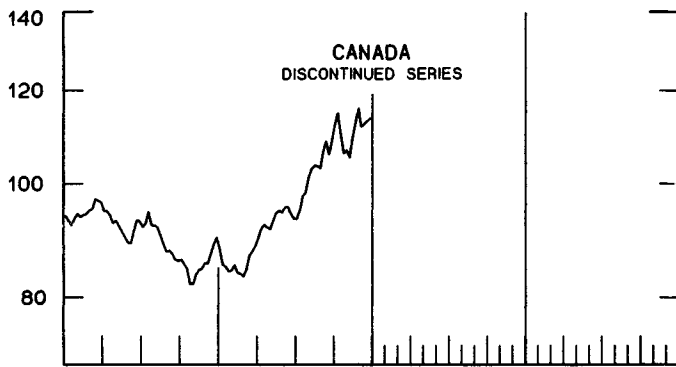
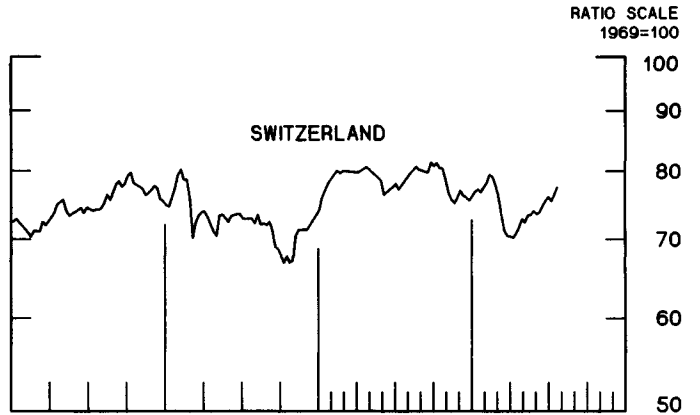
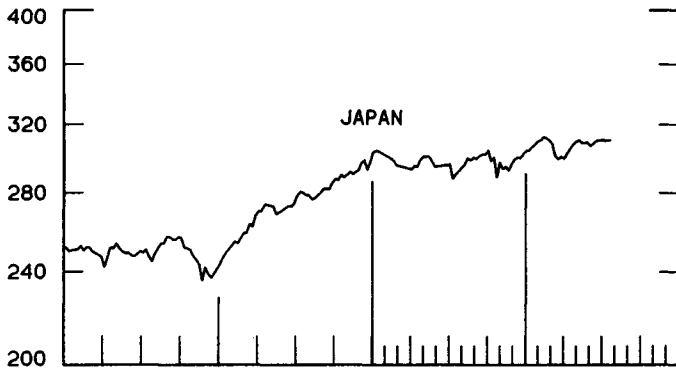
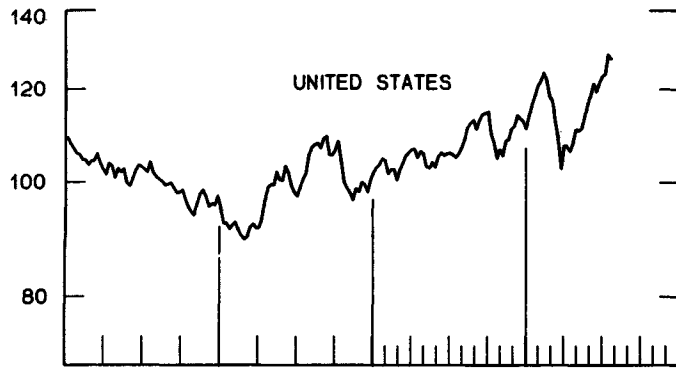


CHART 10  
**INDUSTRIAL STOCK INDICES**  
 WEEKLY SERIES

RATIO SCALE  
 1969=100



1978

1980

1978

1980

SERIES NAME

LAST VALUE PLOTTED  
DATE VALUE

CHART 1. SPOT EXCHANGE RATES AND INDICES

WEEKLY AVERAGES, NOON BUYING RATES (U.S. CENTS)

GERMAN MARK	JULY 30	57.19
JAPANESE YEN	JULY 30	0.44256
DUTCH GUILDER	JULY 30	52.33
U.K. POUND	JULY 30	237.84
CANADIAN DOLLAR	JULY 30	86.15
FRENCH FRANC	JULY 30	24.64
SWISS FRANC	JULY 30	61.95
BELGIAN FRANC	JULY 30	3.57676
ITALIAN LIRA	JULY 30	0.12064

INDICES, MARCH 1973 BASE RATES = 100

GERMAN MARK	JULY 30	160.89
JAPANESE YEN	JULY 30	115.88
DUTCH GUILDER	JULY 30	150.22
U.K. POUND	JULY 30	96.20
CANADIAN DOLLAR	JULY 30	85.86
FRENCH FRANC	JULY 30	111.02
SWISS FRANC	JULY 30	199.29
BELGIAN FRANC	JULY 30	140.94
ITALIAN LYRA	JULY 30	68.53

WEIGHTED AVERAGE EXCHANGE VALUE INDICES, MAR 1973 = 100  
(G-10 COUNTRIES PLUS SWITZERLAND)

U.S. DOLLAR	JULY 30	84.96
GERMAN MARK	JULY 30	151.47
JAPANESE YEN	JULY 30	102.15
DUTCH GUILDER	JULY 30	134.71
U.K. POUND	JULY 30	83.16
CANADIAN DOLLAR	JULY 30	73.90
FRENCH FRANC	JULY 30	97.39
SWISS FRANC	JULY 30	178.12
BELGIAN FRANC	JULY 30	125.37
ITALIAN LIRA	JULY 30	57.99
SWEDISH KRONA	JULY 30	94.24

CHART 2. 3-MONTH FORWARD EXCHANGE RATES, PREMIUM OR DISCOUNT

CANADIAN DOLLAR	JULY 30	-1.23
U.K. POUND	JULY 30	-5.96
GERMAN MARK	JULY 30	0.69
FRENCH FRANC	JULY 30	-2.40
SWISS FRANC	JULY 30	4.11
DUTCH GUILDER	JULY 30	-0.30
JAPANESE YEN	JULY 30	-3.62
ITALIAN LIRA	JULY 30	-14.49

SERIES NAME	LAST VALUE PLOTTED	
	DATE	VALUE
<b>CHART 3. GOLD PRICE IN LONDON, AFTERNOON FIXING</b>		
U.S. DOLLARS PER FINE OUNCE	JULY 30	642.80
<b>CHART 4. CALL MONEY RATES</b>		
U.S. FEDERAL FUNDS	JULY 30	8.98
OVERNIGHT EURO-DOLLAR DEPOSITS	JULY 30	8.84
U.K. 2-DAY LOCAL AUTHORITY DEPOSITS	JULY 25	16.88
CANADA	JULY 18	10.25
GERMANY	JULY 25	9.50
EURC-DM	JULY 25	9.10
JAPAN	JULY 25	12.81
FRANCE	JULY 25	11.75
NETHERLANDS	JULY 4	10.50
EURC-SWISS FRANC	JULY 25	1.72
<b>CHART 5. 3-MONTH INTEREST RATES</b>		
U.S. 90-DAY CD'S, SECONDARY MARKET	JULY 30	8.61
GERMAN INTERBANK LOAN	JULY 30	9.20
JAPANESE BANK LOANS & DISCOUNTS	JULY 30	12.81
CANADIAN FINANCE PAPER	JULY 30	10.44
INTERBANK STERLING	JULY 30	15.48
SWISS INTERBANK LOAN	JULY 30	5.15
WEIGHTED AVERAGE FOREIGN INTEREST RATE (G-10 COUNTRIES PLUS SWITZERLAND)	JULY 30	11.52
<b>CHART 6. EURO-DOLLAR DEPOSIT RATES: LONDON</b>		
OVERNIGHT	JULY 30	8.84
7-DAY	JULY 30	8.86
1-MONTH	JULY 30	9.29
3-MONTH	JULY 30	9.30
6-MONTH	JULY 30	9.54
1-YEAR	JULY 30	9.74
<b>CHART 7. SELECTED EURO-DOLLAR AND U.S. MONEY MARKET RATES</b>		
OVERNIGHT EURO-DOLLAR DEPOSITS	JULY 30	8.84
U.S. FEDERAL FUNDS	JULY 30	8.98
DIFFERENTIAL ADJ. FOR RESERVE REQUIREMENTS	JULY 30	-0.14
3-MONTH EURO-DOLLAR DEPOSIT RATE	JULY 30	9.30
U.S. 90-DAY CD'S, SECONDARY MARKET	JULY 30	8.61
DIFFERENTIAL	JULY 30	0.69

SERIES NAME

LAST VALUE PLOTTED  
DATE VALUE

CHART 8. INTEREST ARBITRAGE, 3-MONTH FUNDS

EURC-DOLLAR DEPOSIT	JULY 30	9.30
INTERBANK STERLING (LONDON), COVERED	JULY 30	9.28
DIFFERENTIAL	JULY 30	0.02
U.S. COMMERCIAL PAPER	JULY 30	8.42
CANADIAN FINANCE PAPER, COVERED	JULY 30	9.18
DIFFERENTIAL	JULY 30	-0.76
EURC-DOLLAR DEPOSIT	JULY 30	9.30
INTERBANK DM (FRANKFURT), COVERED	JULY 30	9.91
DIFFERENTIAL	JULY 30	-0.61
EURC-DOLLAR DEPOSIT	JULY 30	9.30
SWISS INTERBANK, COVERED	JULY 30	9.31
DIFFERENTIAL	JULY 30	-0.01

CHART 9. LONG TERM GOVERNMENT BOND YIELDS

UNITED STATES	JULY 18	10.20
GERMANY	JULY 25	7.86
JAPAN (MONTHLY)	JUNE	8.61
SWITZERLAND	JULY 18	4.59
CANADA	JULY 18	11.34
FRANCE	JUNE 13	13.34
NETHERLANDS	JULY 4	9.45
UNITED KINGDOM	JULY 25	10.58

U.S. CORPORATE

AAA BONDS	JUNE	10.58
EURO-DM BONDS	DEC.	6.63
EURC-DOLLAR BONDS	MAY	10.39

CHART 10. INDUSTRIAL STOCK INDICES

UNITED STATES	JULY 25	127.55
JAPAN	JULY 25	310.99
CANADA	DEC. 29	113.81
FRANCE	JULY 11	147.60
UNITED KINGDOM	JULY 25	115.77
SWITZERLAND	JULY 25	77.53
GERMANY	JULY 25	97.38