

Selected Interest & Exchange Rates

Weekly Series of Charts

July 28, 1980

**Prepared by the
FINANCIAL MARKETS
SECTION**

**DIVISION OF
INTERNATIONAL FINANCE**

**BOARD OF GOVERNORS
FEDERAL RESERVE SYSTEM
Washington, D.C. 20551**

Table of Contents

TABLES

1. LATEST FIGURES PLOTTED
2. DAILY CERTIFIED SPOT
EXCHANGE RATES--
H.10 RELEASE

CHARTS

1. SPOT EXCHANGE RATE INDICES
2. 3-MONTH FORWARD EXCHANGE RATES
3. GOLD PRICE--LONDON
4. CALL MONEY RATES
5. 3-MONTH INTEREST RATES
6. EURO-DOLLAR DEPOSIT RATES
7. SELECTED EURO-DOLLAR AND
U.S. MONEY MARKET RATES
8. INTEREST ARBITRAGE: 3-MONTH FUNDS
9. LONG-TERM GOVERNMENT BOND YIELDS
10. INDUSTRIAL STOCK INDICES

SUBSCRIPTION RATES:

Weekly \$15.00 per year or \$.40 each in the United States, its possessions, Canada, and Mexico; 10 or more of the same issue to one address, \$13.50 per year or \$.35 each. Elsewhere, \$20.00 per year or \$.50 each. Address requests to Publications Services, Division of Administrative Services, and make payment remittance payable to the order of the Board of Governors of the Federal Reserve System in a form collectible at par in U.S. Currency.

CHART 1

SPOT EXCHANGE INDICES

DOLLAR PRICES OF FOREIGN CURRENCIES AND WEIGHTED AVERAGE VALUES (THIN LINE)
AVERAGES FOR WEEK ENDING WEDNESDAY

RATIO SCALE
MARCH 1973=100

RATIO SCALE
MARCH 1973=100

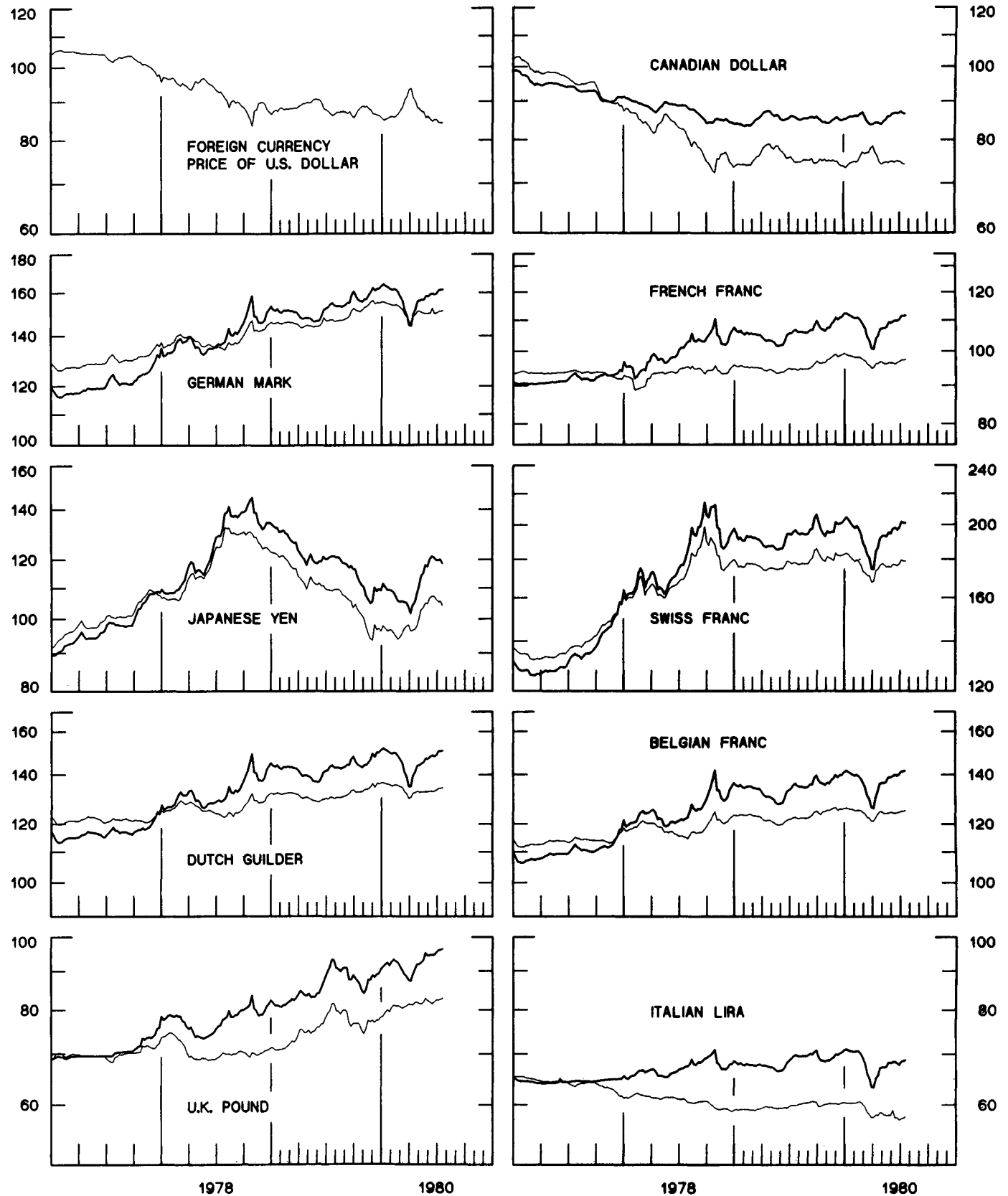


CHART 2
3-MONTH FORWARD EXCHANGE RATES
 PREMIUM (+) OR (-)
 AVERAGES FOR WEEK ENDING WEDNESDAY

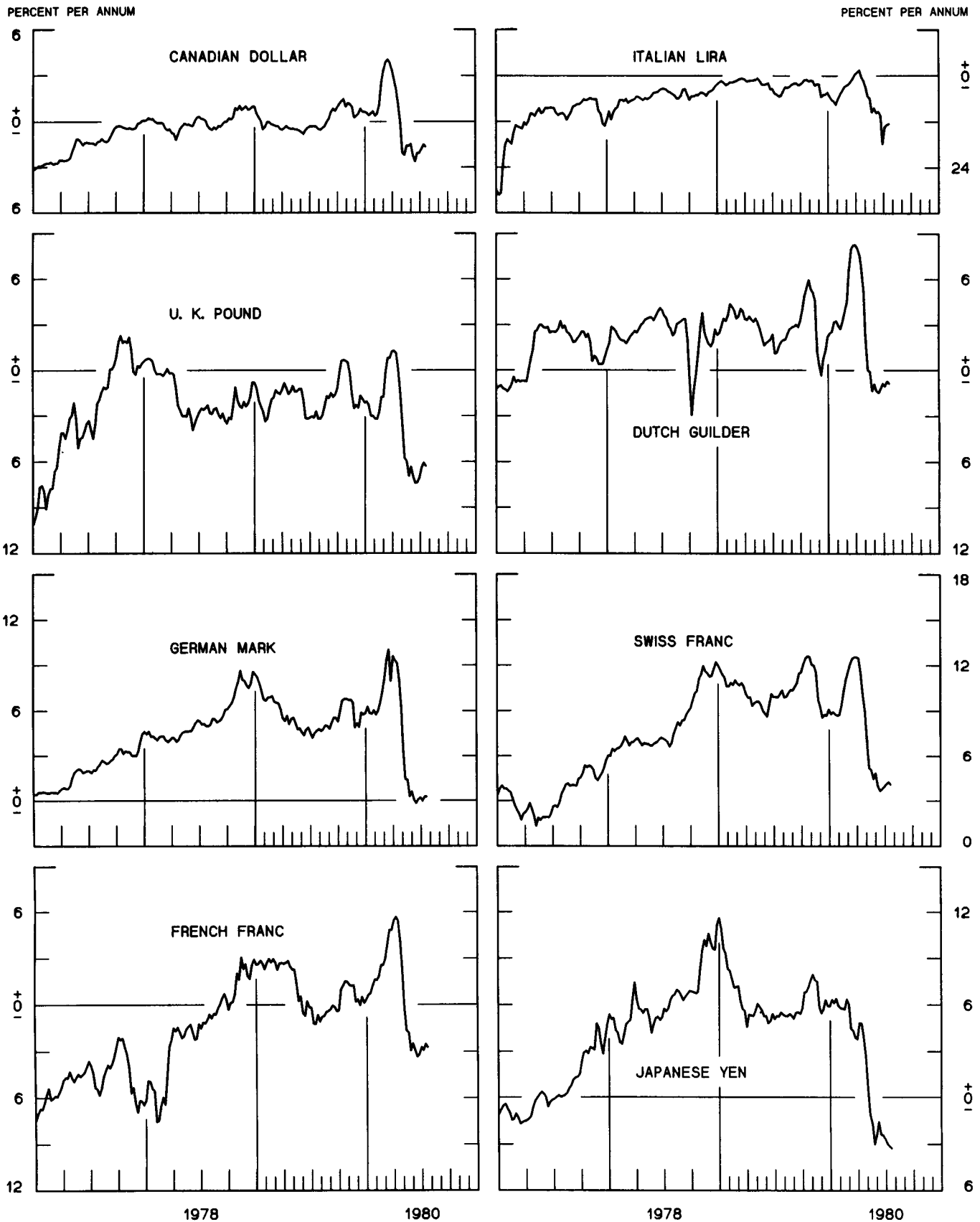


CHART 3
PRICE OF GOLD IN LONDON
AVERAGES FOR WEEK ENDING WEDNESDAY

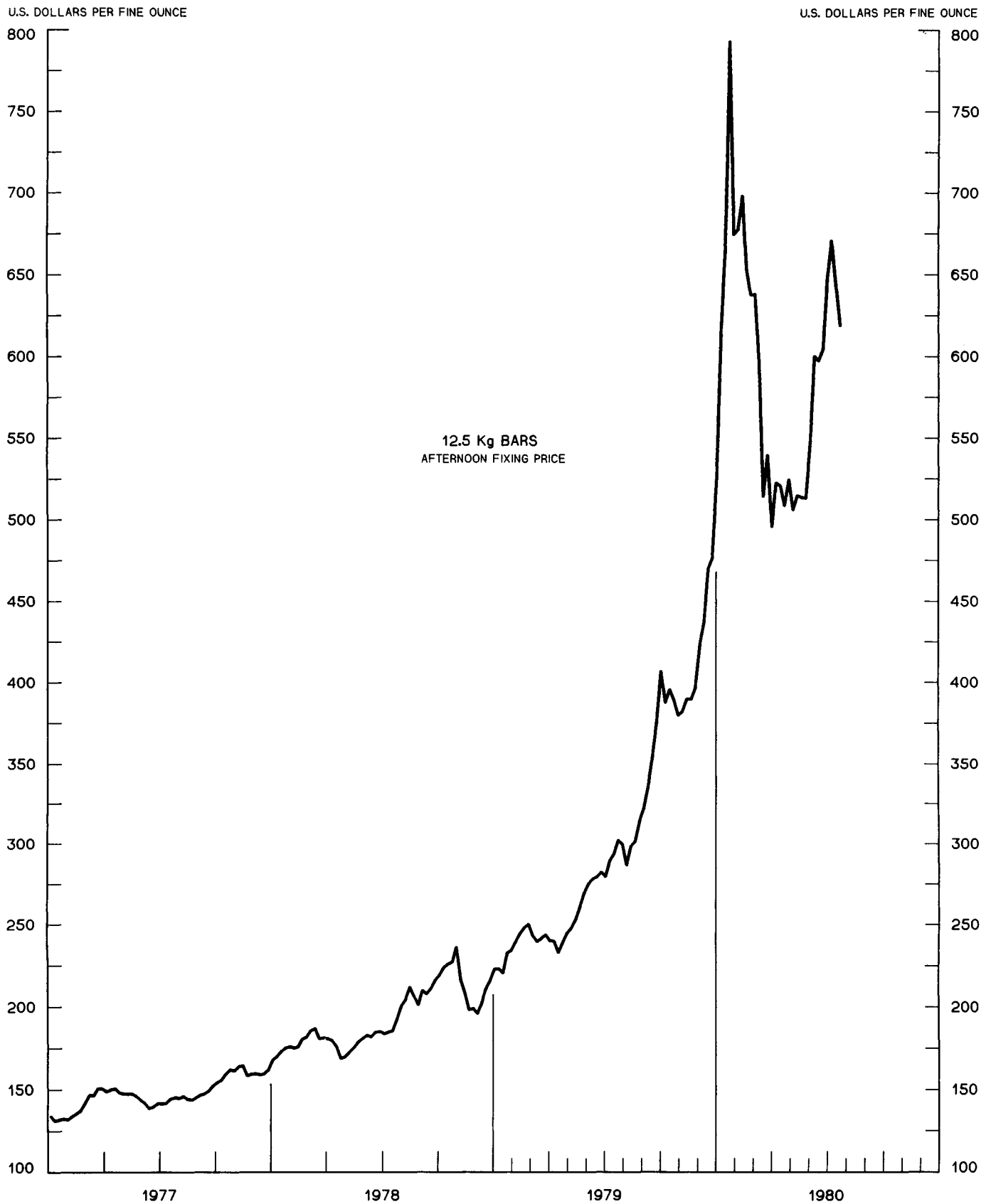


CHART 4
CALL MONEY RATES
 WEEKLY SERIES

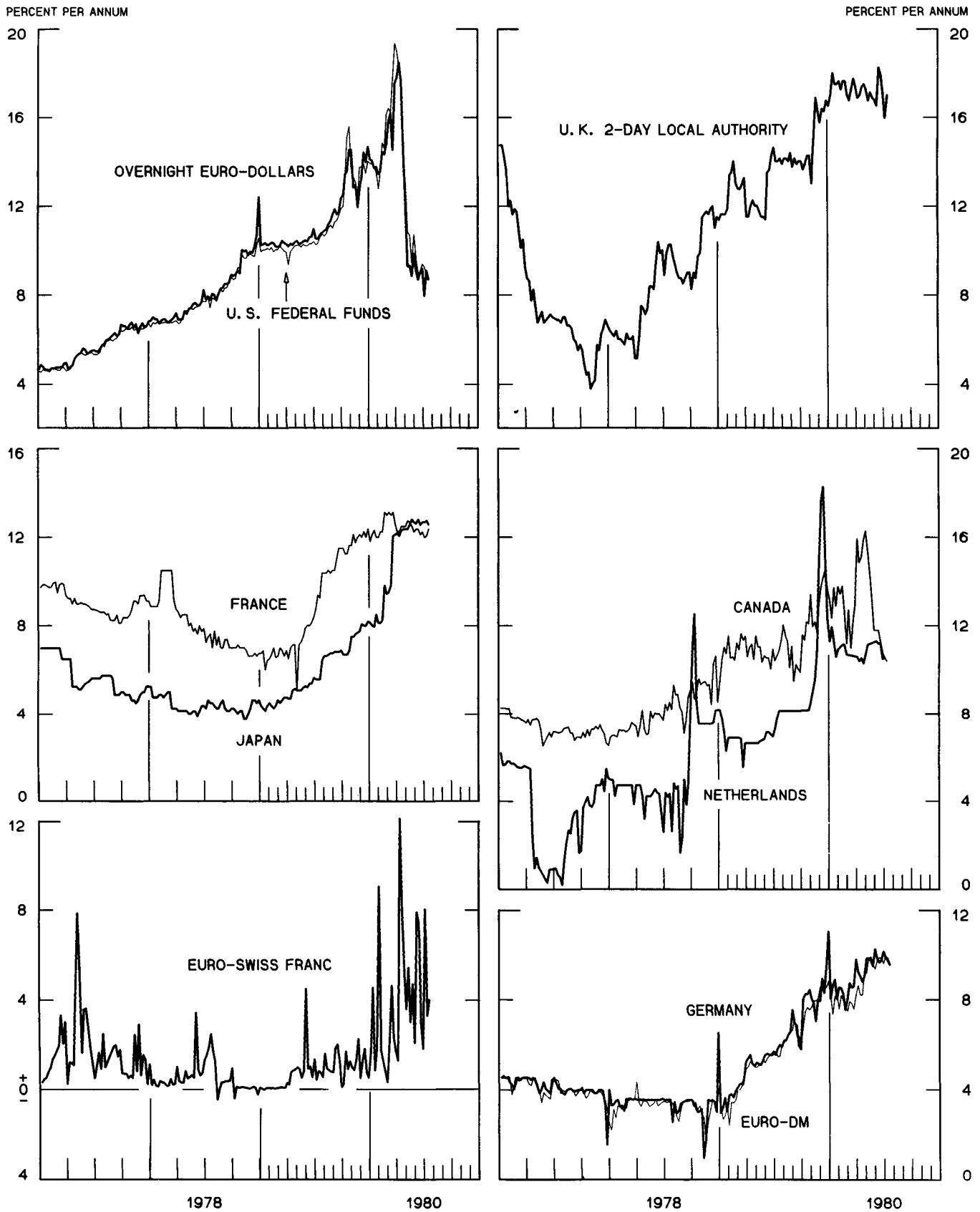


CHART 5
3-MONTH INTEREST RATES
 WEEKLY SERIES

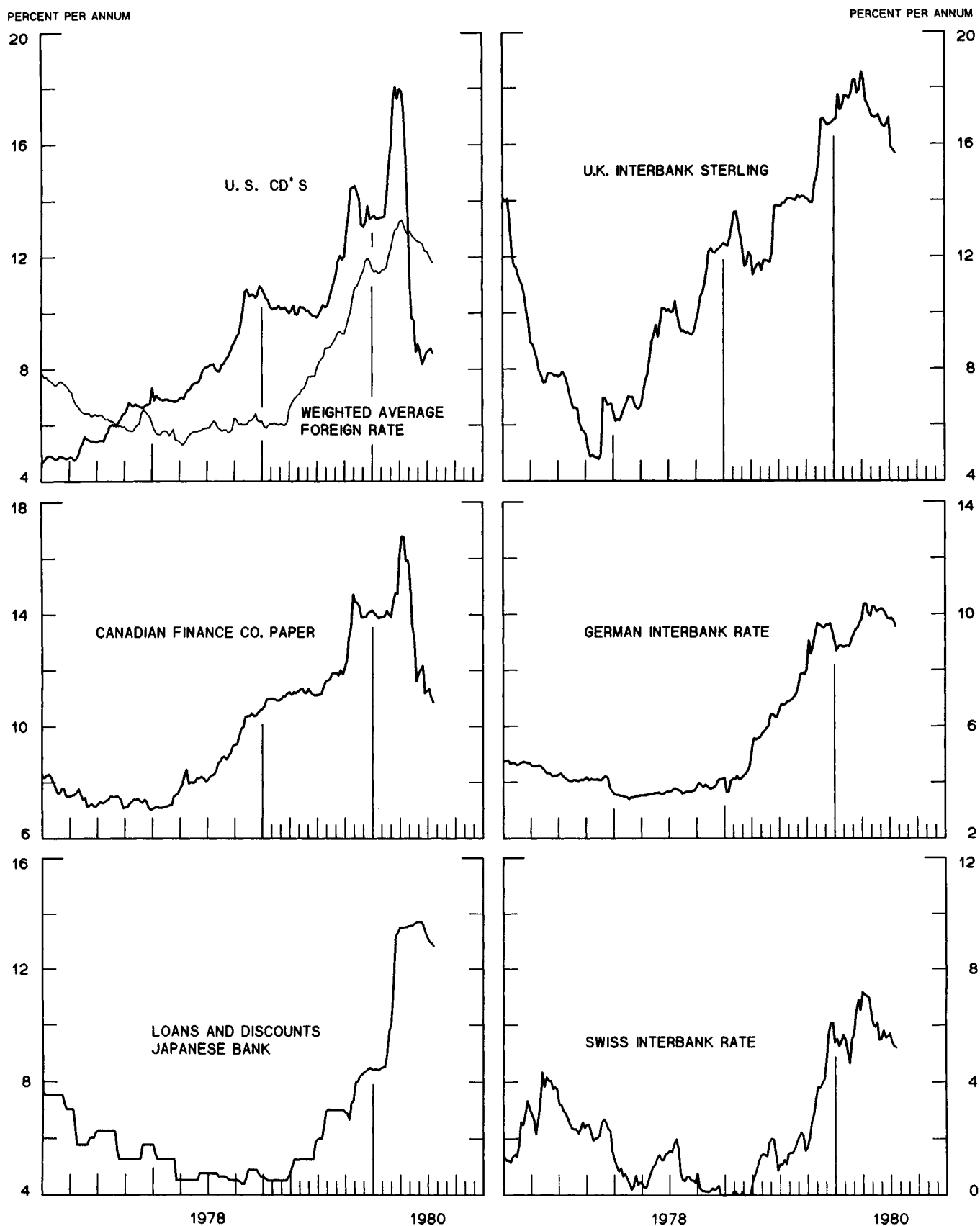


CHART 6
EURO-DOLLAR DEPOSIT RATES LONDON
 AVERAGES FOR WEEK ENDING WEDNESDAY

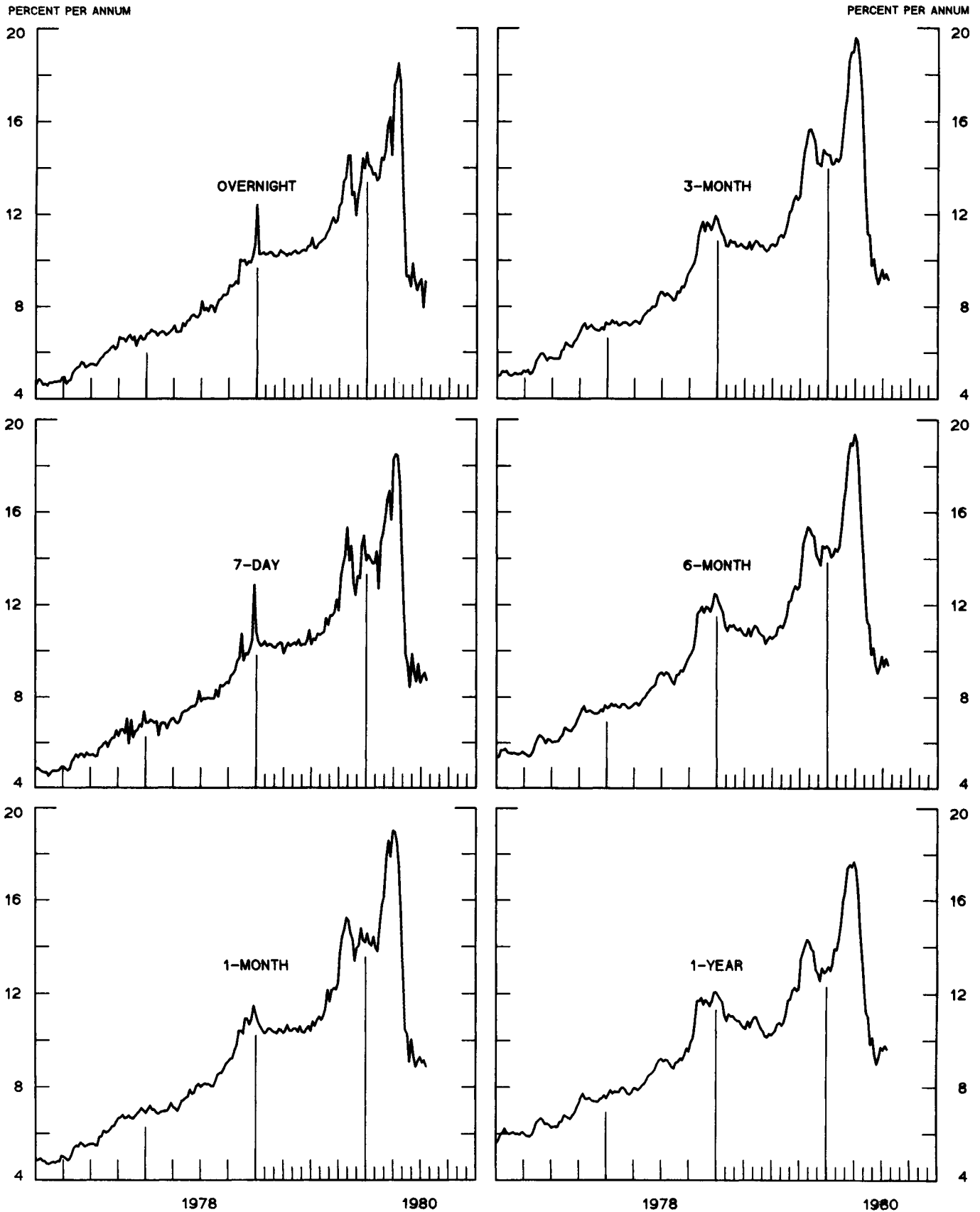
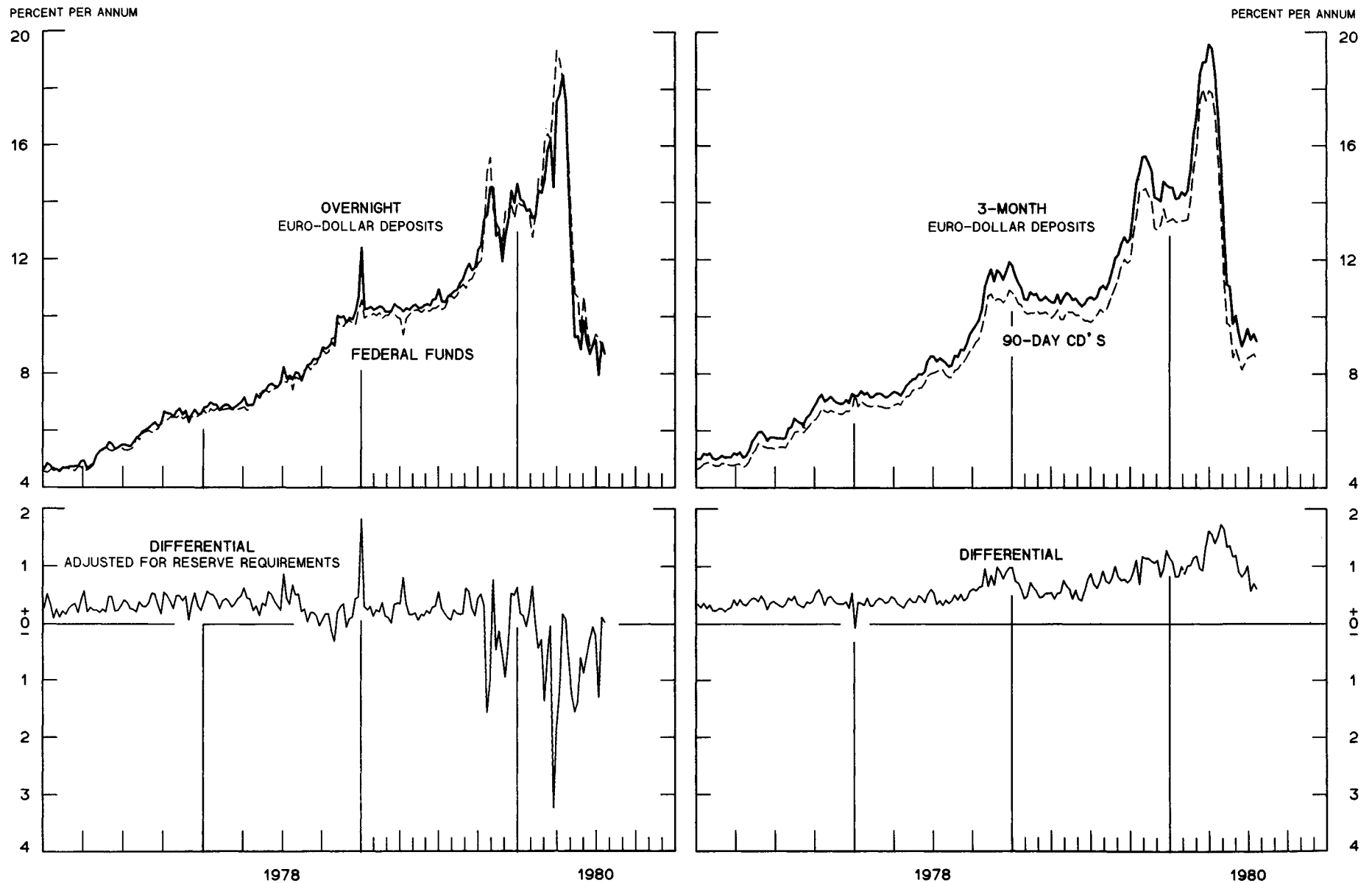


CHART 7 SELECTED EURO-DOLLAR AND U. S. MONEY MARKET RATES

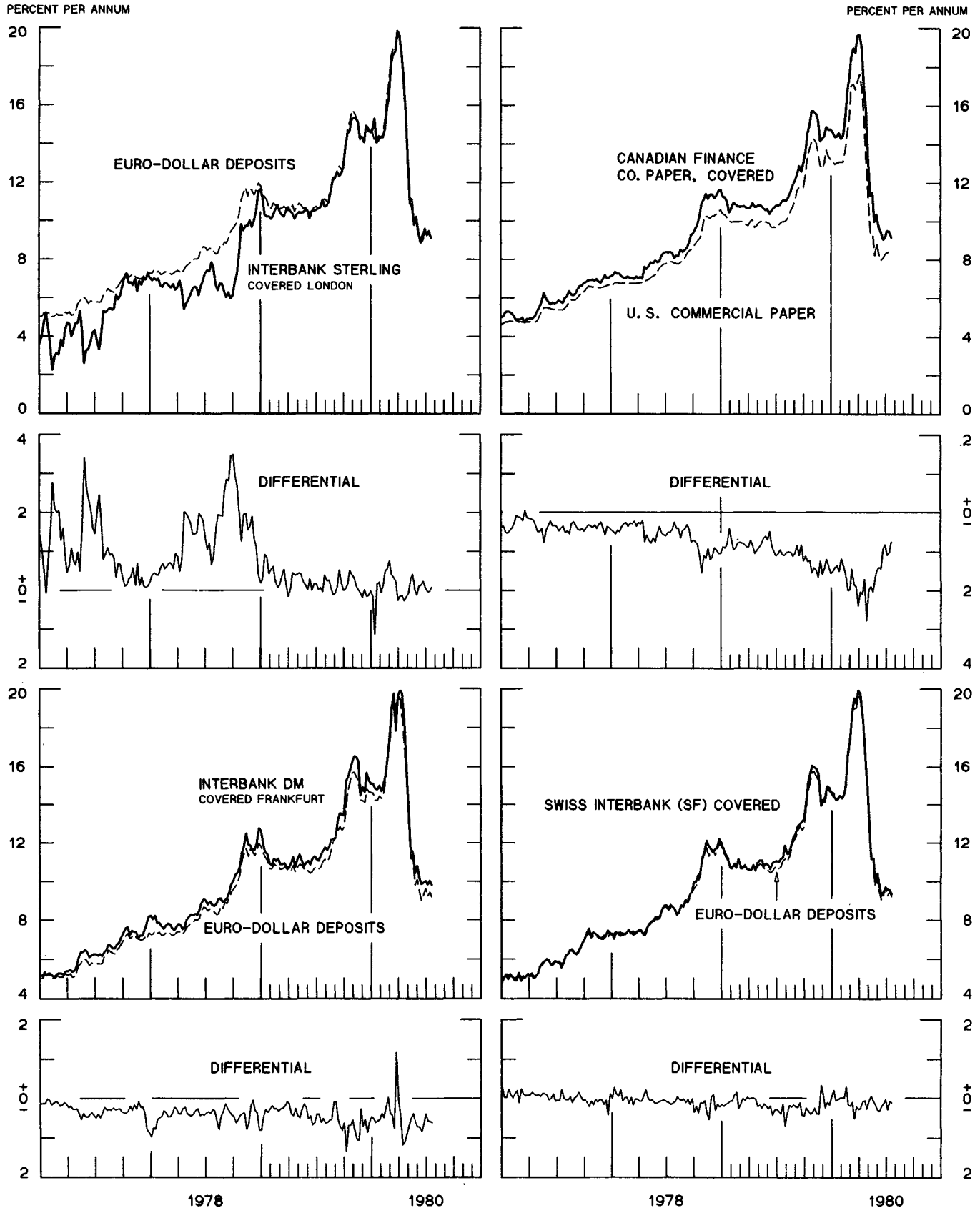
DIFFERENTIAL: PLUS(+), FAVORS BORROWING IN U. S.
AVERAGES FOR WEEK ENDING WEDNESDAY



1 PERCENT ON DIFFERENTIAL SCALE = 2 PERCENT ON RATE SCALE

INTEREST ARBITRAGE: 3-MONTH FUNDS

DIFFERENTIAL: PLUS(+), INDICATES FAVOR DOLLAR ASSETS
AVERAGES FOR WEEK ENDING WEDNESDAY



1 PERCENT ON DIFFERENTIAL SCALE = 2 PERCENT ON RATE SCALE

CHART 9
LONG-TERM GOVERNMENT BOND YIELDS
 WEEKLY SERIES

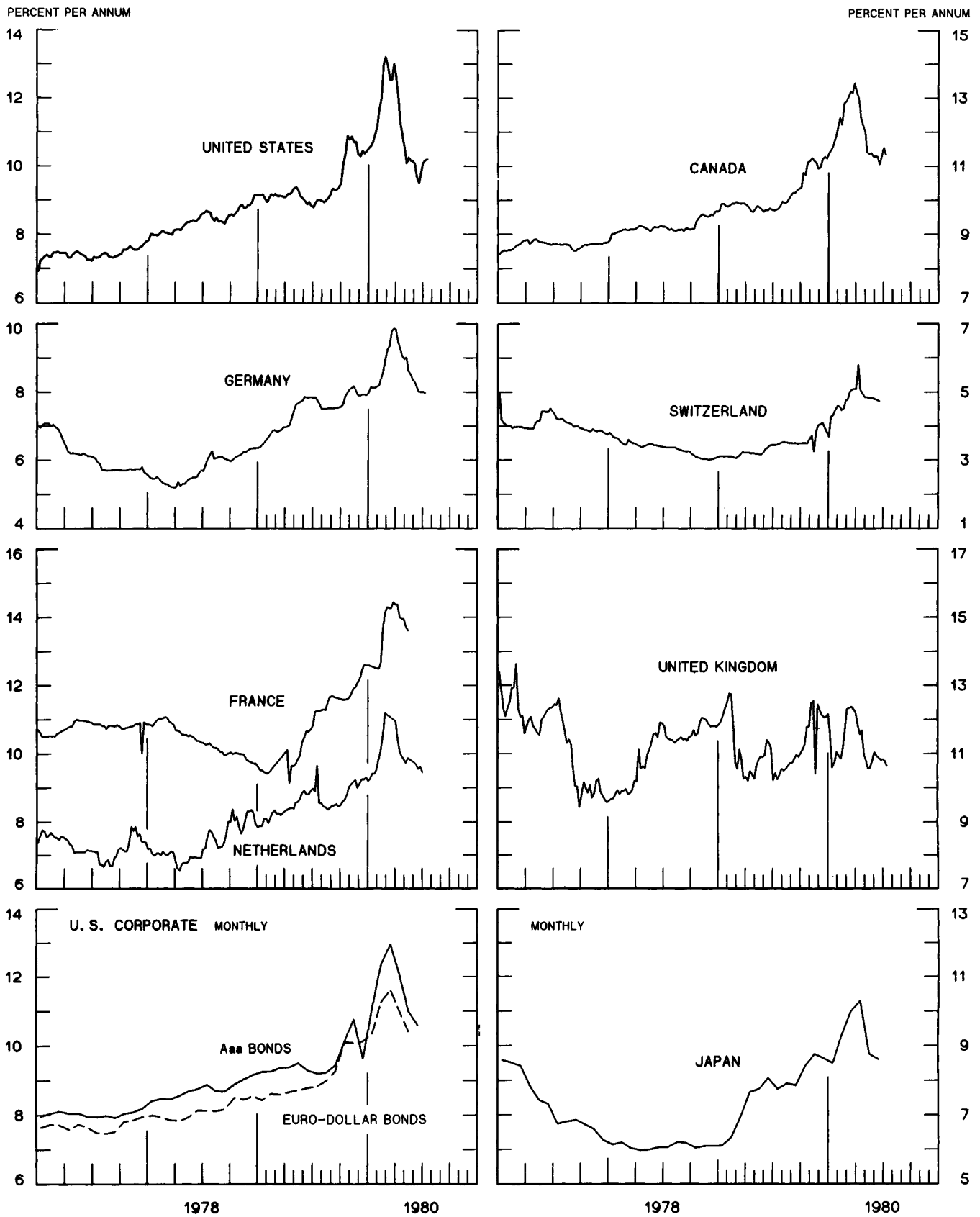
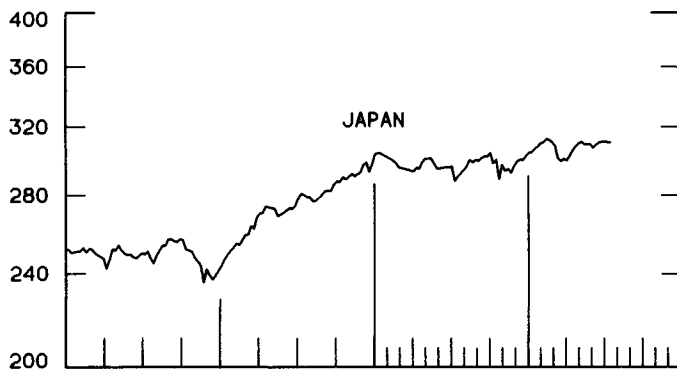
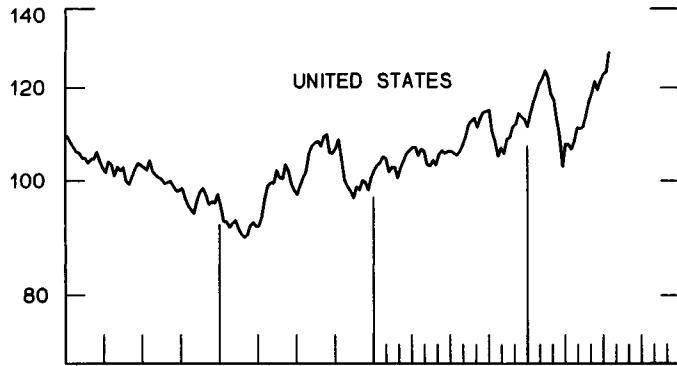
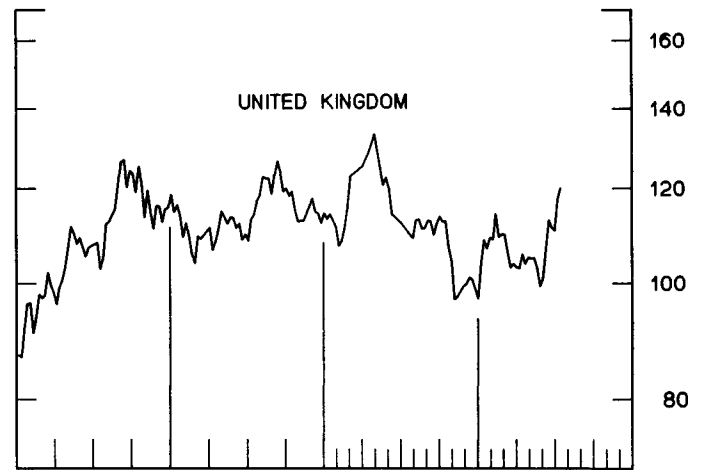
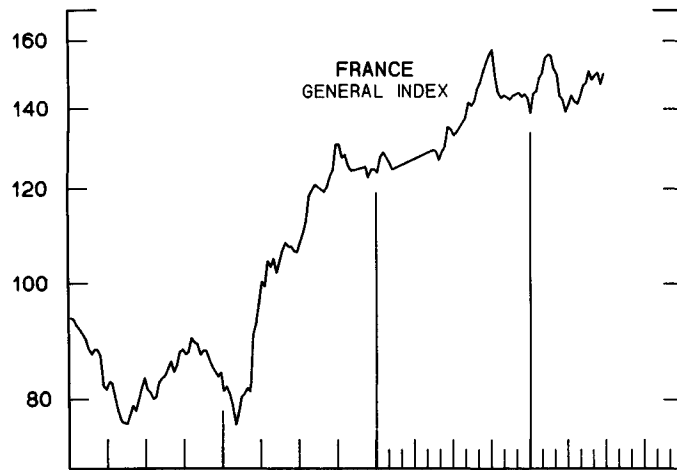
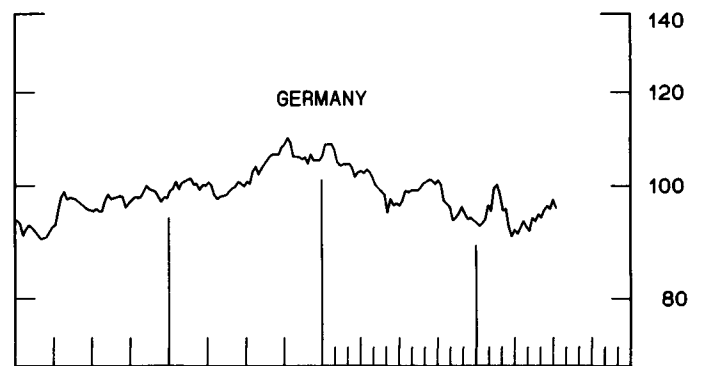
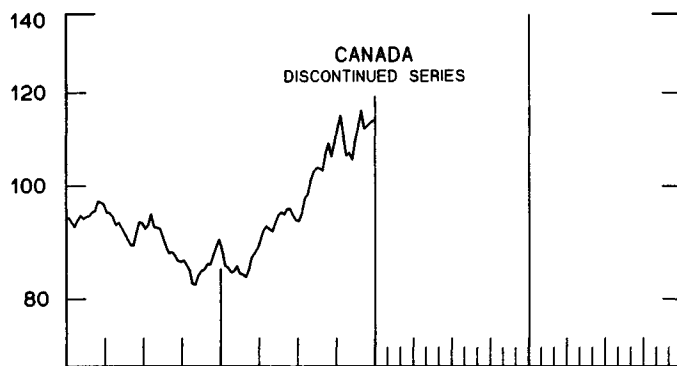
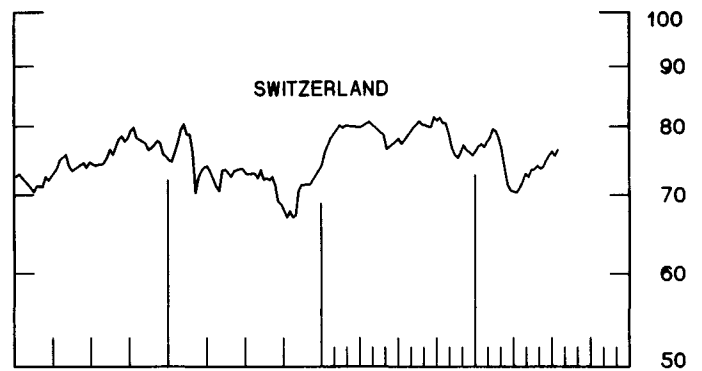


CHART 10
INDUSTRIAL STOCK INDICES
 WEEKLY SERIES

RATIO SCALE
 1969=100



RATIO SCALE
 1969=100



1978

1980

1978

1980

SERIES NAME

LAST VALUE PLOTTED
DATE VALUE

CHART 1. SPOT EXCHANGE RATES AND INDICES

WEEKLY AVERAGES, NOON BUYING RATES (U.S. CENTS)

GERMAN MARK	JULY 23	57.45
JAPANESE YEN	JULY 23	0.45281
DUTCH GUILDER	JULY 23	52.52
U.K. POUND	JULY 23	238.12
CANADIAN DOLLAR	JULY 23	86.79
FRENCH FRANC	JULY 23	24.74
SWISS FRANC	JULY 23	62.43
BELGIAN FRANC	JULY 23	3.58991
ITALIAN LIRA	JULY 23	0.12072

INDICES, MARCH 1973 BASE RATES = 100

GERMAN MARK	JULY 23	161.62
JAPANESE YEN	JULY 23	118.56
DUTCH GUILDER	JULY 23	150.77
U.K. POUND	JULY 23	96.31
CANADIAN DOLLAR	JULY 23	86.50
FRENCH FRANC	JULY 23	111.48
SWISS FRANC	JULY 23	200.85
BELGIAN FRANC	JULY 23	141.46
ITALIAN LIRA	JULY 23	68.58

WEIGHTED AVERAGE EXCHANGE VALUE INDICES, MAR 1973 = 100
(G-10 COUNTRIES PLUS SWITZERLAND)

U.S. DOLLAR	JULY 23	84.41
GERMAN MARK	JULY 23	151.40
JAPANESE YEN	JULY 23	104.21
DUTCH GUILDER	JULY 23	134.52
U.K. POUND	JULY 23	82.81
CANADIAN DOLLAR	JULY 23	74.06
FRENCH FRANC	JULY 23	97.29
SWISS FRANC	JULY 23	178.66
BELGIAN FRANC	JULY 23	125.20
ITALIAN LIRA	JULY 23	57.72
SWEDISH KRONA	JULY 23	94.02

CHART 2. 3-MONTH FORWARD EXCHANGE RATES, PREMIUM OR DISCOUNT

CANADIAN DOLLAR	JULY 23	-1.67
U.K. POUND	JULY 23	-6.31
GERMAN MARK	JULY 23	0.25
FRENCH FRANC	JULY 23	-2.77
SWISS FRANC	JULY 23	4.04
DUTCH GUILDER	JULY 23	-0.88
JAPANESE YEN	JULY 23	-3.33
ITALIAN LIRA	JULY 23	-12.56

SERIES NAME	LAST VALUE PLOTTED	
	DATE	VALUE
CHART 3. GCLD PRICE IN LONDON, AFTERNOON FIXING		
U.S. DOLLARS PER FINE OUNCE	JULY 23	619.00
CHART 4. CALL MONEY RATES		
U.S. FEDERAL FUNDS	JULY 23	8.68
OVERNIGHT EURO-DOLLAR DEPOSITS	JULY 23	8.71
U.K. 2-DAY LOCAL AUTHORITY DEPOSITS	JULY 18	17.00
CANADA	JULY 11	10.35
GERMANY	JULY 18	9.50
EURC-DM	JULY 18	9.56
JAPAN	JULY 18	12.56
FRANCE	JULY 18	12.38
NETHERLANDS	JULY 4	10.50
EURC-SWISS FRANC	JULY 18	4.00
CHART 5. 3-MONTH INTEREST RATES		
U.S. 90-DAY CD'S, SECONDARY MARKET	JULY 23	8.55
GERMAN INTERBANK LOAN	JULY 23	9.53
JAPANESE BANK LOANS & DISCOUNTS	JULY 23	12.81
CANADIAN FINANCE PAPER	JULY 23	10.84
INTERBANK STERLING	JULY 23	15.65
SWISS INTERBANK LOAN	JULY 23	5.20
WEIGHTED AVERAGE FOREIGN INTEREST RATE (G-10 COUNTRIES PLUS SWITZERLAND)	JULY 23	11.77
CHART 6. EURO-DOLLAR DEPOSIT RATES: LONDON		
OVERNIGHT	JULY 23	8.71
7-DAY	JULY 23	8.74
1-MONTH	JULY 23	8.89
3-MONTH	JULY 23	9.16
6-MONTH	JULY 23	9.40
1-YEAR	JULY 23	9.64
CHART 7. SELECTED EURO-DOLLAR AND U.S. MONEY MARKET RATES		
OVERNIGHT EURO-DOLLAR DEPOSITS	JULY 23	8.71
U.S. FEDERAL FUNDS	JULY 23	8.68
DIFFERENTIAL ADJ. FOR RESERVE REQUIREMENTS	JULY 23	0.03
3-MONTH EURO-DOLLAR DEPOSIT RATE	JULY 23	9.16
U.S. 90-DAY CD'S, SECONDARY MARKET	JULY 23	8.55
DIFFERENTIAL	JULY 23	0.61

SERIES NAME

LAST VALUE PLOTTED
DATE VALUE

CHART 8. INTEREST ARBITRAGE, 3-MONTH FUNDS

EURO-DOLLAR DEPOSIT	JULY 23	9.16
INTERBANK STERLING (LONDON), COVERED	JULY 23	9.09
DIFFERENTIAL	JULY 23	0.07
U.S. COMMERCIAL PAPER	JULY 23	8.37
CANADIAN FINANCE PAPER, COVERED	JULY 23	9.13
DIFFERENTIAL	JULY 23	-0.76
EURC-DOLLAR DEPOSIT	JULY 23	9.16
INTERBANK DM (FRANKFURT), COVERED	JULY 23	9.78
DIFFERENTIAL	JULY 23	-0.62
EURC-DOLLAR DEPOSIT	JULY 23	9.16
SWISS INTERBANK, COVERED	JULY 23	9.29
DIFFERENTIAL	JULY 23	-0.13

CHART 9. LONG TERM GOVERNMENT BOND YIELDS

UNITED STATES	JULY 18	10.20
GERMANY	JULY 11	7.97
JAPAN (MONTHLY)	JUNE	8.61
SWITZERLAND	JUNE 20	4.74
CANADA	JULY 11	11.34
FRANCE	MAY 16	13.60
NETHERLANDS	JULY 4	9.45
UNITED KINGDOM	JULY 18	10.64

U.S. CORPORATE

AAA BONDS	JUNE	10.58
EURC-DM BONDS	DEC.	6.63
EURC-DOLLAR BONDS	MAY	10.39

CHART 10. INDUSTRIAL STOCK INDICES

UNITED STATES	JULY 18	128.63
JAPAN	JULY 18	310.59
CANADA	DEC. 29	113.81
FRANCE	JUNE 27	149.90
UNITED KINGDOM	JULY 18	119.84
SWITZERLAND	JULY 18	76.29
GERMANY	JULY 11	95.61