

# Selected Interest & Exchange Rates

## Weekly Series of Charts

**June 30, 1980**

**Prepared by the  
FINANCIAL MARKETS  
SECTION**

**DIVISION OF  
INTERNATIONAL FINANCE**

**BOARD OF GOVERNORS  
FEDERAL RESERVE SYSTEM  
Washington, D.C. 20551**

---

# Table of Contents

## **TABLES**

1. LATEST FIGURES PLOTTED
2. DAILY CERTIFIED SPOT EXCHANGE RATES--  
H.10 RELEASE

## **CHARTS**

1. SPOT EXCHANGE RATE INDICES
2. 3-MONTH FORWARD EXCHANGE RATES
3. GOLD PRICE--LONDON
4. CALL MONEY RATES
5. 3-MONTH INTEREST RATES
6. EURO-DOLLAR DEPOSIT RATES
7. SELECTED EURO-DOLLAR AND  
U.S. MONEY MARKET RATES
8. INTEREST ARBITRAGE: 3-MONTH FUNDS
9. LONG-TERM GOVERNMENT BOND YIELDS
10. INDUSTRIAL STOCK INDICES

## **SUBSCRIPTION RATES:**

Weekly \$15.00 per year or \$.40 each in the United States, its possessions, Canada, and Mexico; 10 or more of the same issue to one address, \$13.50 per year or \$.35 each. Elsewhere, \$20.00 per year or \$.50 each. Address requests to Publications Services, Division of Administrative Services, and make payment remittance payable to the order of the Board of Governors of the Federal Reserve System in a form collectible at par in U.S. Currency.

# SPOT EXCHANGE INDICES

DOLLAR PRICES OF FOREIGN CURRENCIES AND WEIGHTED AVERAGE VALUES (THIN LINE)  
AVERAGES FOR WEEK ENDING WEDNESDAY

RATIO SCALE  
MARCH 1973=100

RATIO SCALE  
MARCH 1973=100

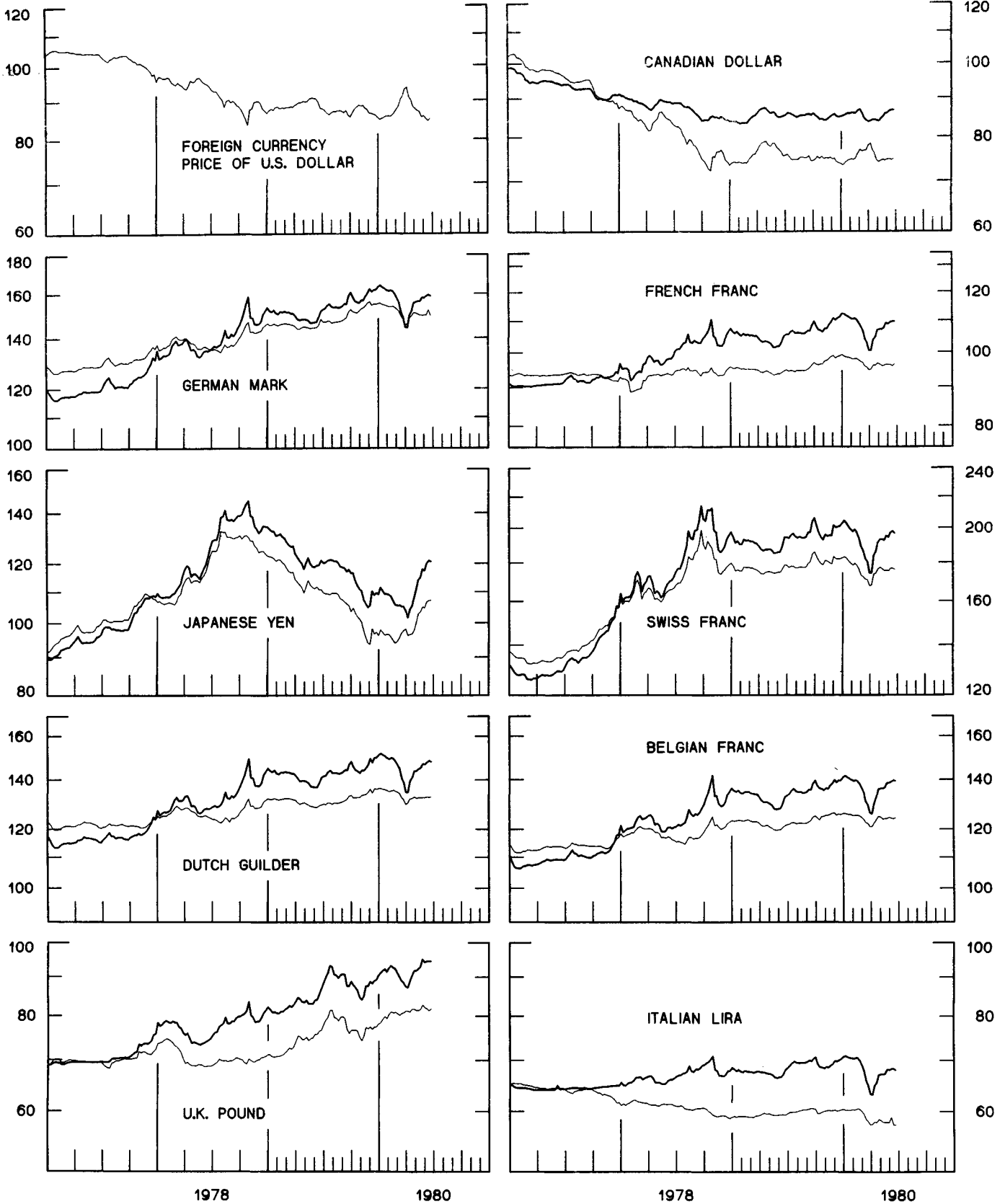


CHART 2  
**3-MONTH FORWARD EXCHANGE RATES**

PREMIUM (+) OR (-)  
 AVERAGES FOR WEEK ENDING WEDNESDAY

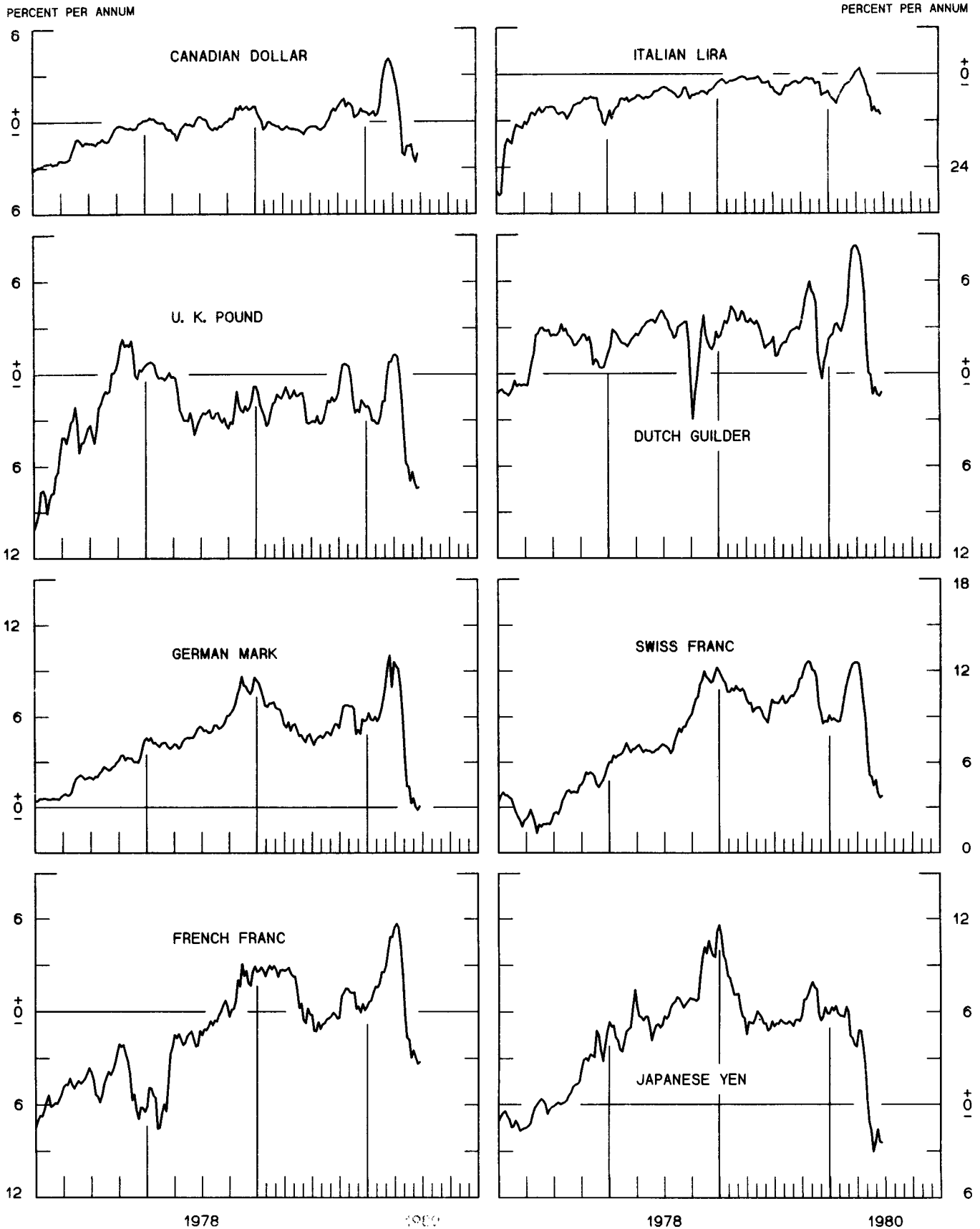
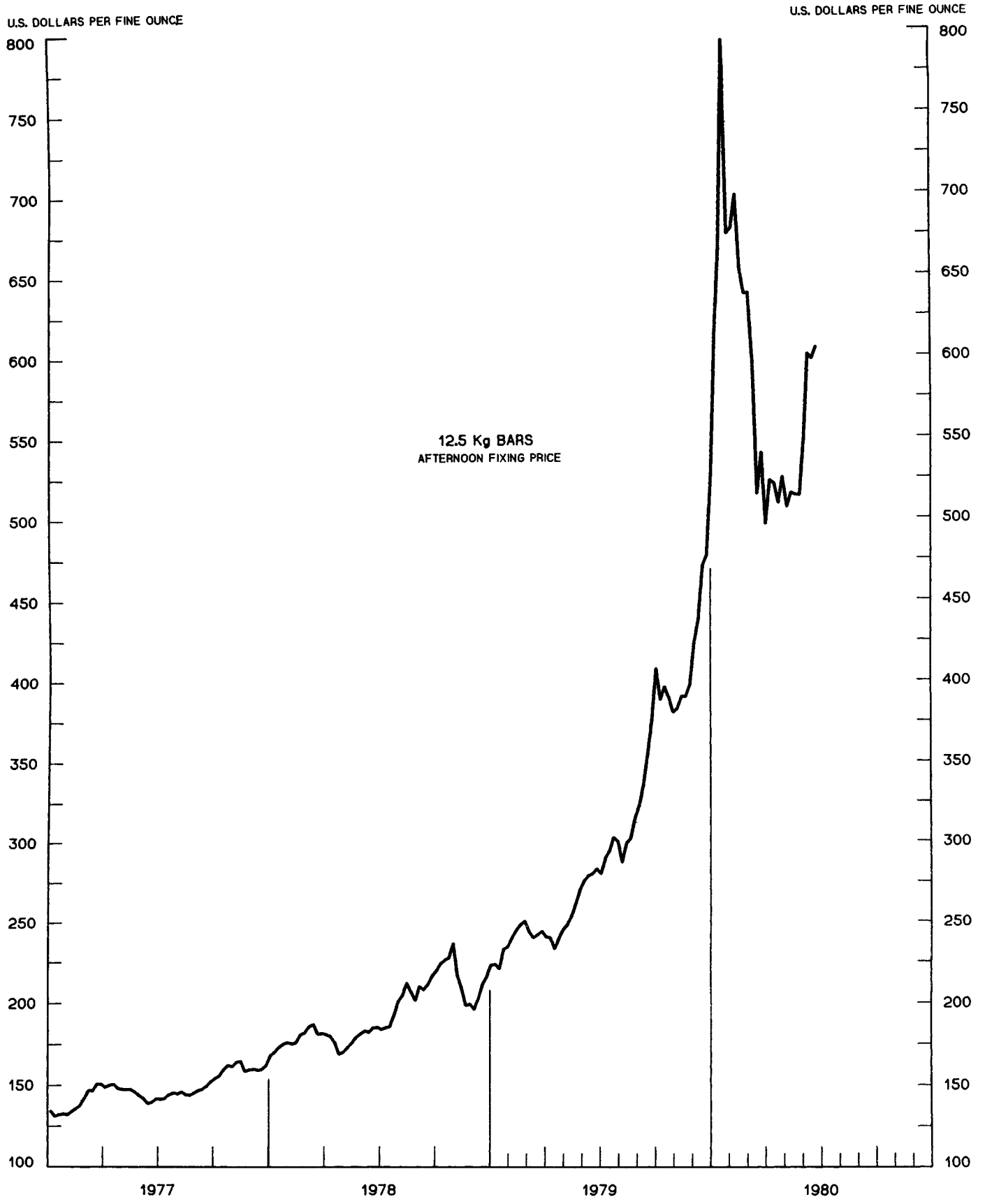


CHART 3  
**PRICE OF GOLD IN LONDON**  
AVERAGES FOR WEEK ENDING WEDNESDAY



12.5 Kg BARS  
AFTERNOON FIXING PRICE

CHART 4  
**CALL MONEY RATES**  
 WEEKLY SERIES

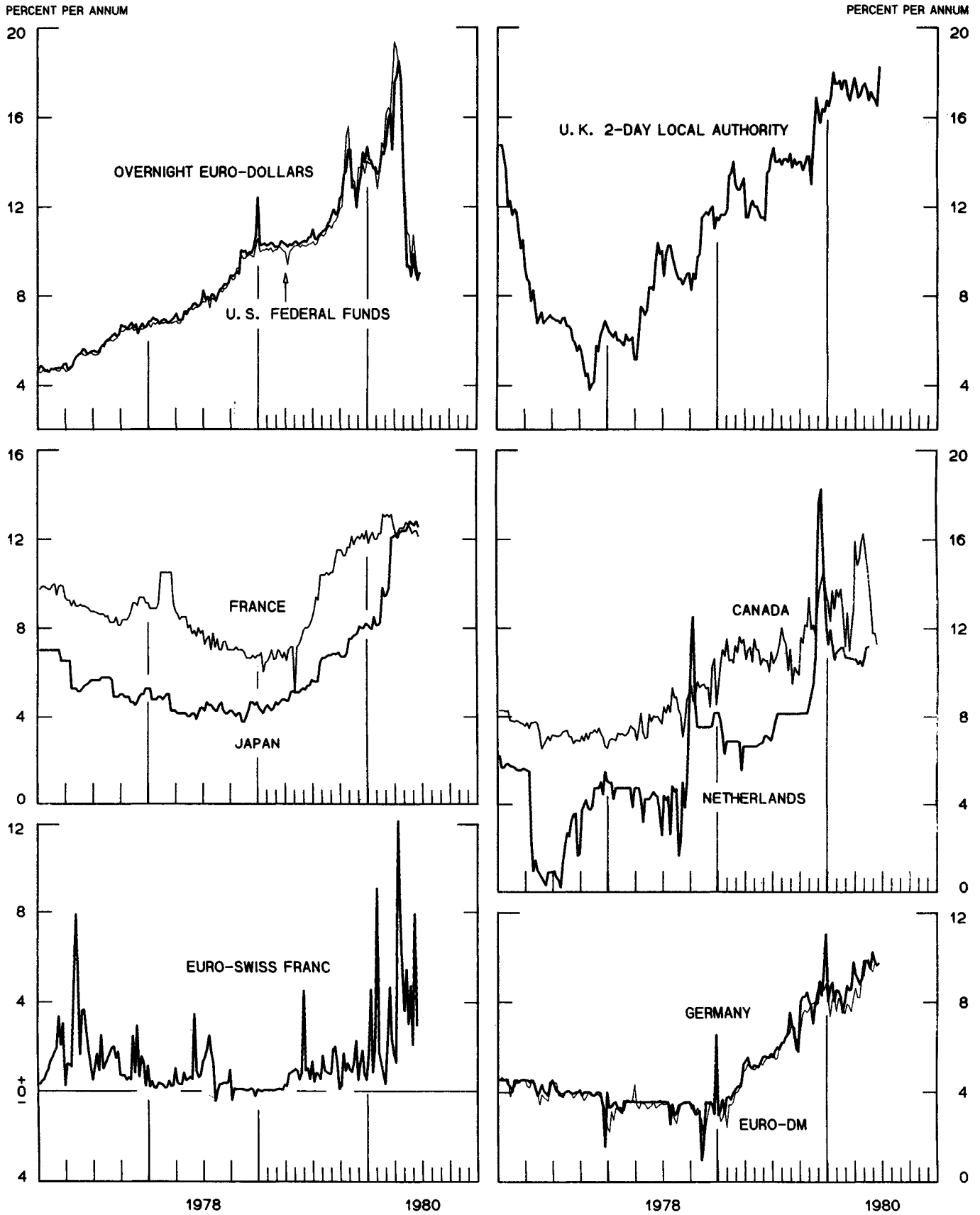
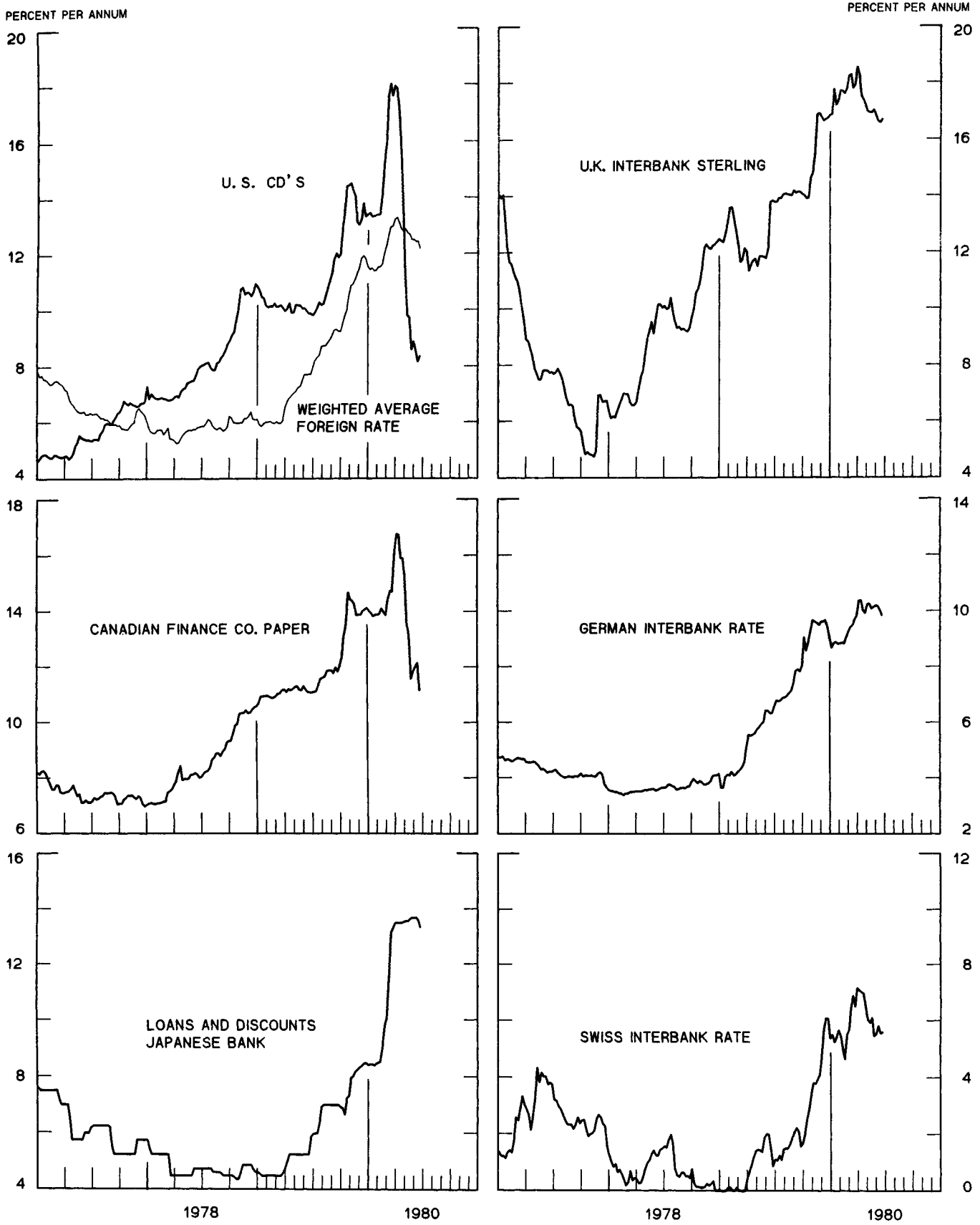


CHART 5  
**3-MONTH INTEREST RATES**  
 WEEKLY SERIES



# EURO-DOLLAR DEPOSIT RATES LONDON

AVERAGES FOR WEEK ENDING WEDNESDAY

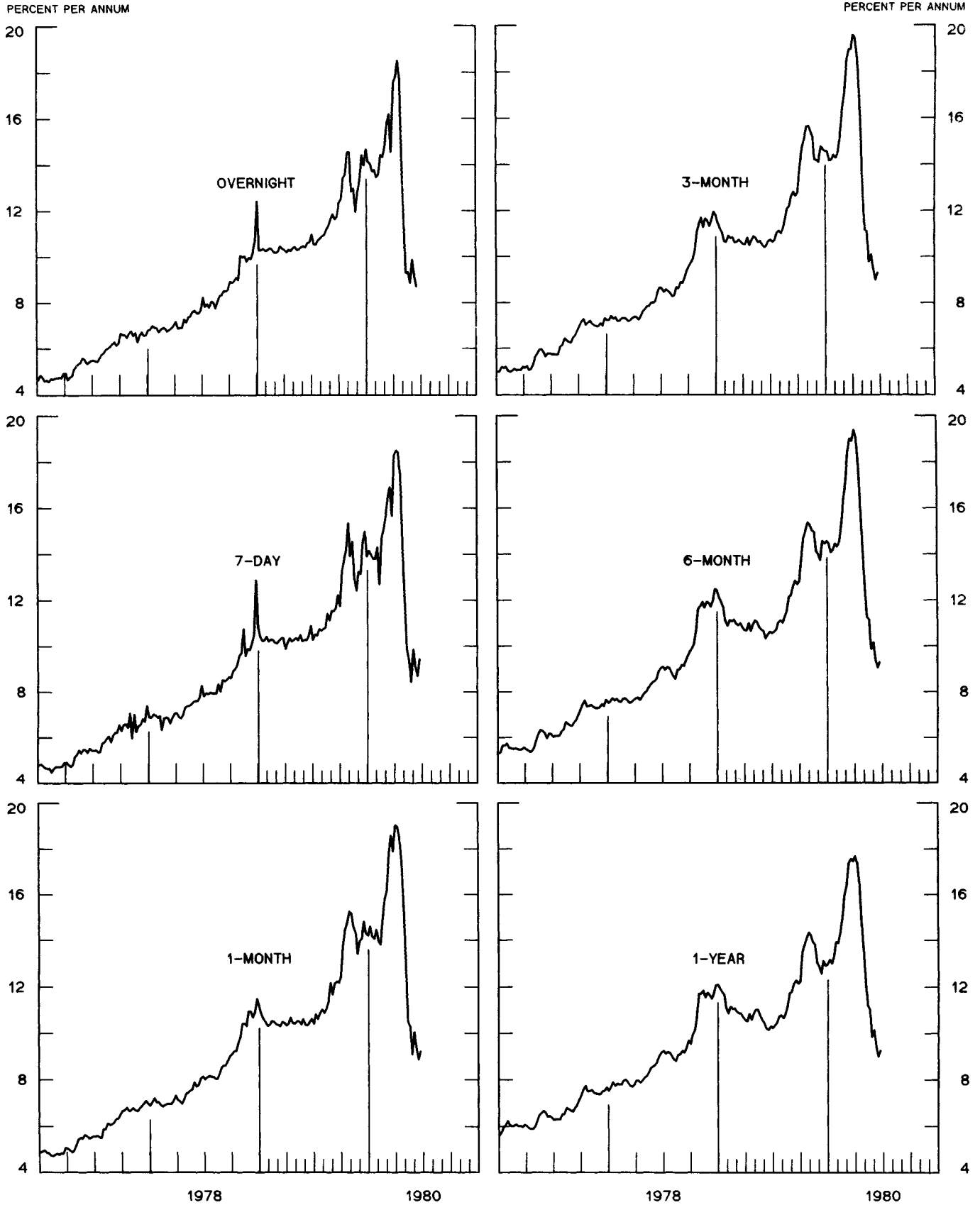
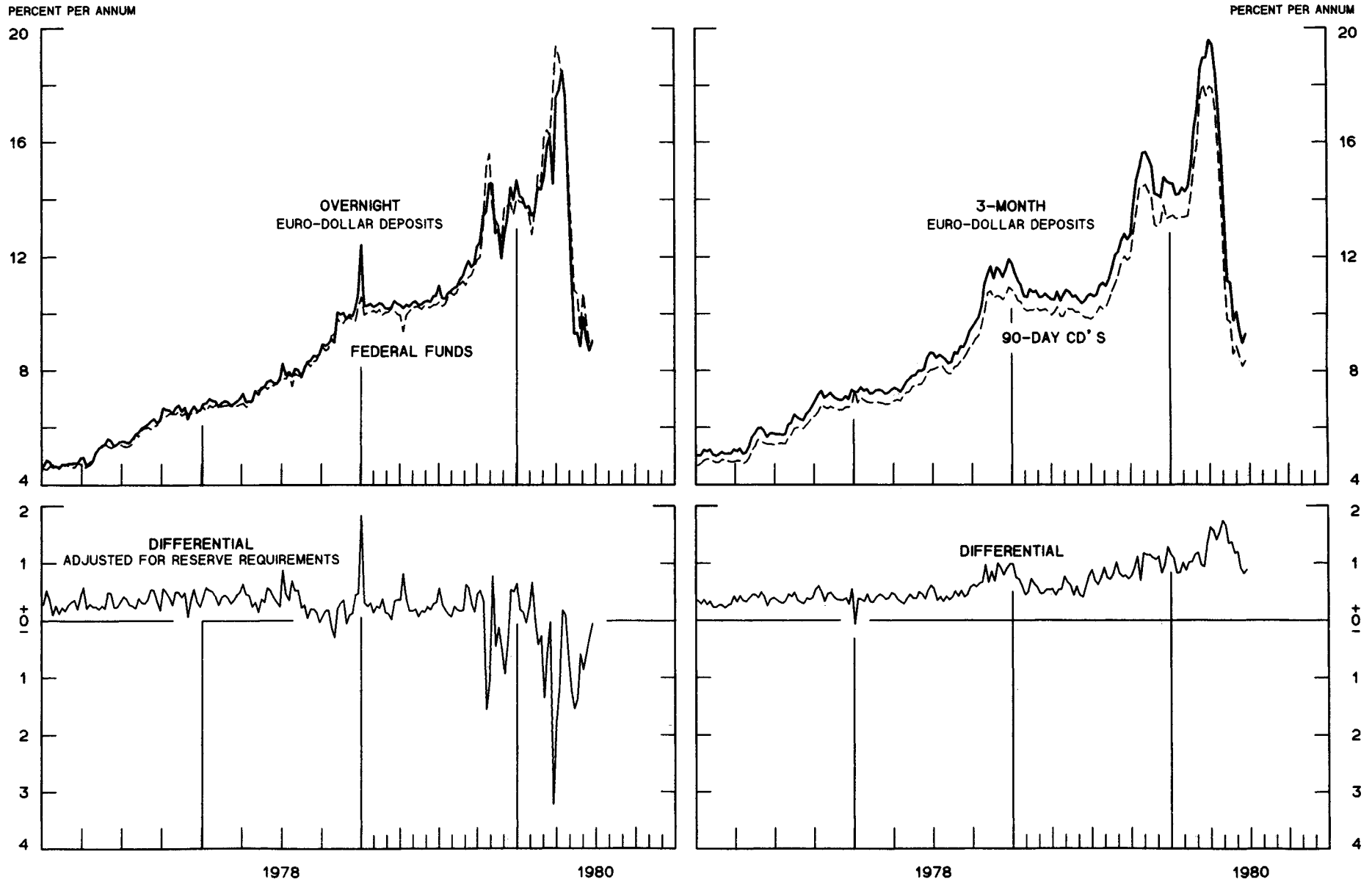




CHART 7  
**SELECTED EURO-DOLLAR AND U. S. MONEY MARKET RATES**

DIFFERENTIAL: PLUS(+), FAVORS BORROWING IN U. S.  
 AVERAGES FOR WEEK ENDING WEDNESDAY



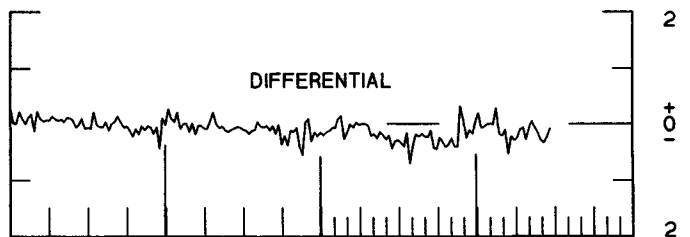
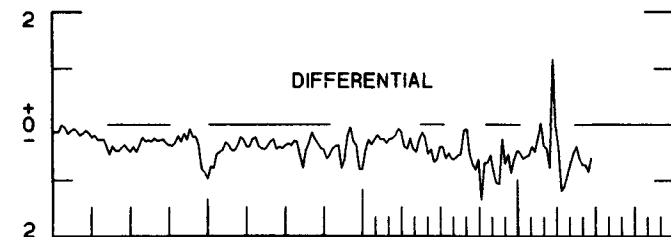
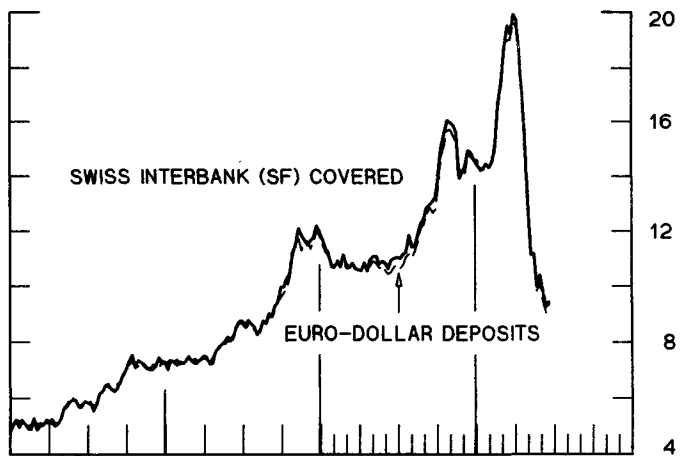
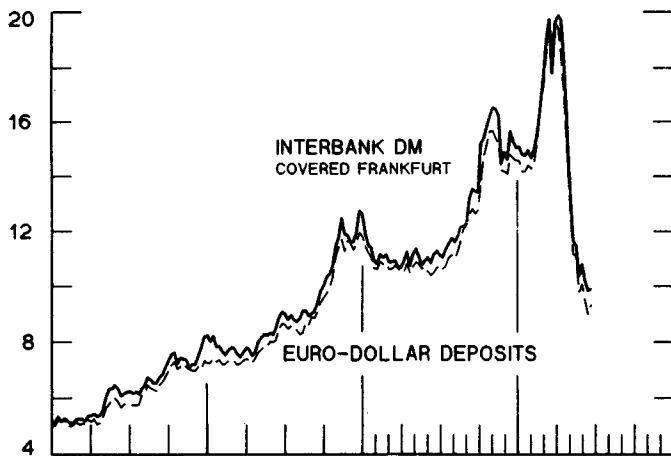
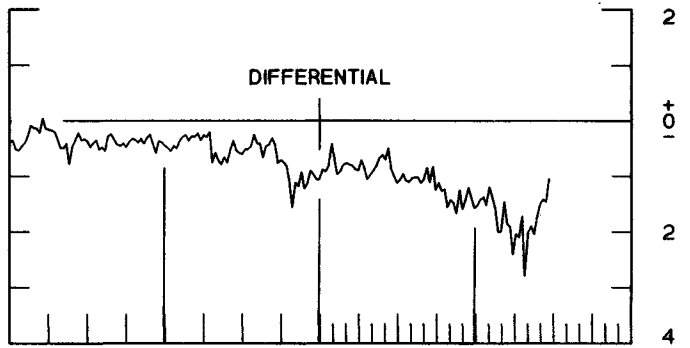
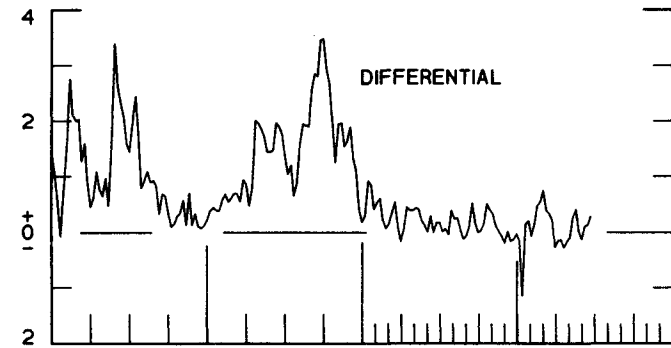
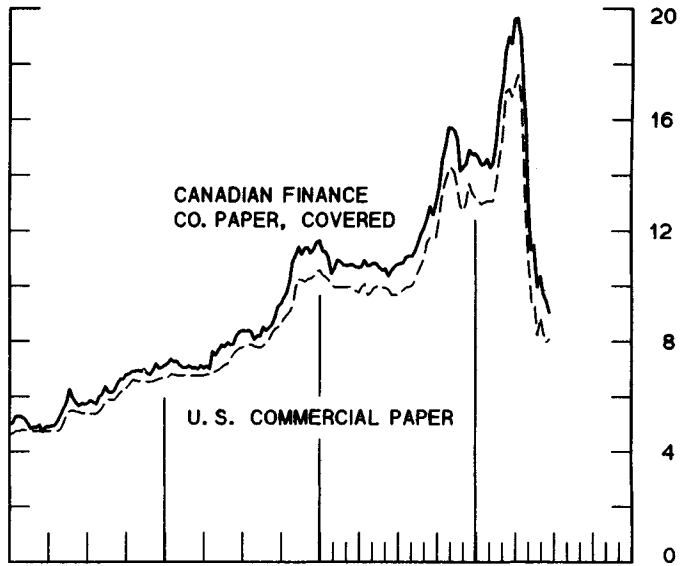
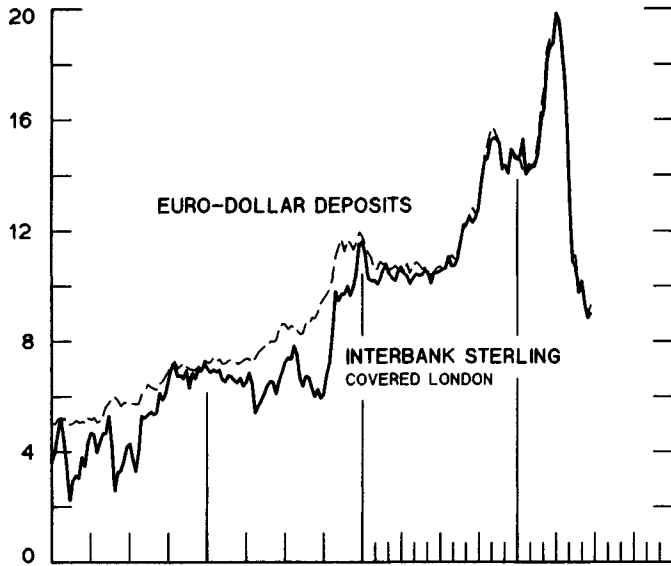
1 PERCENT ON DIFFERENTIAL SCALE = 2 PERCENT ON RATE SCALE

# INTEREST ARBITRAGE: 3-MONTH FUNDS

DIFFERENTIAL: PLUS(+), INDICATES FAVOR DOLLAR ASSETS  
AVERAGES FOR WEEK ENDING WEDNESDAY

PERCENT PER ANNUM

PERCENT PER ANNUM



1978

1980

1978

1980

1 PERCENT ON DIFFERENTIAL SCALE = 2 PERCENT ON RATE SCALE

CHART 9  
**LONG-TERM GOVERNMENT BOND YIELDS**  
 WEEKLY SERIES

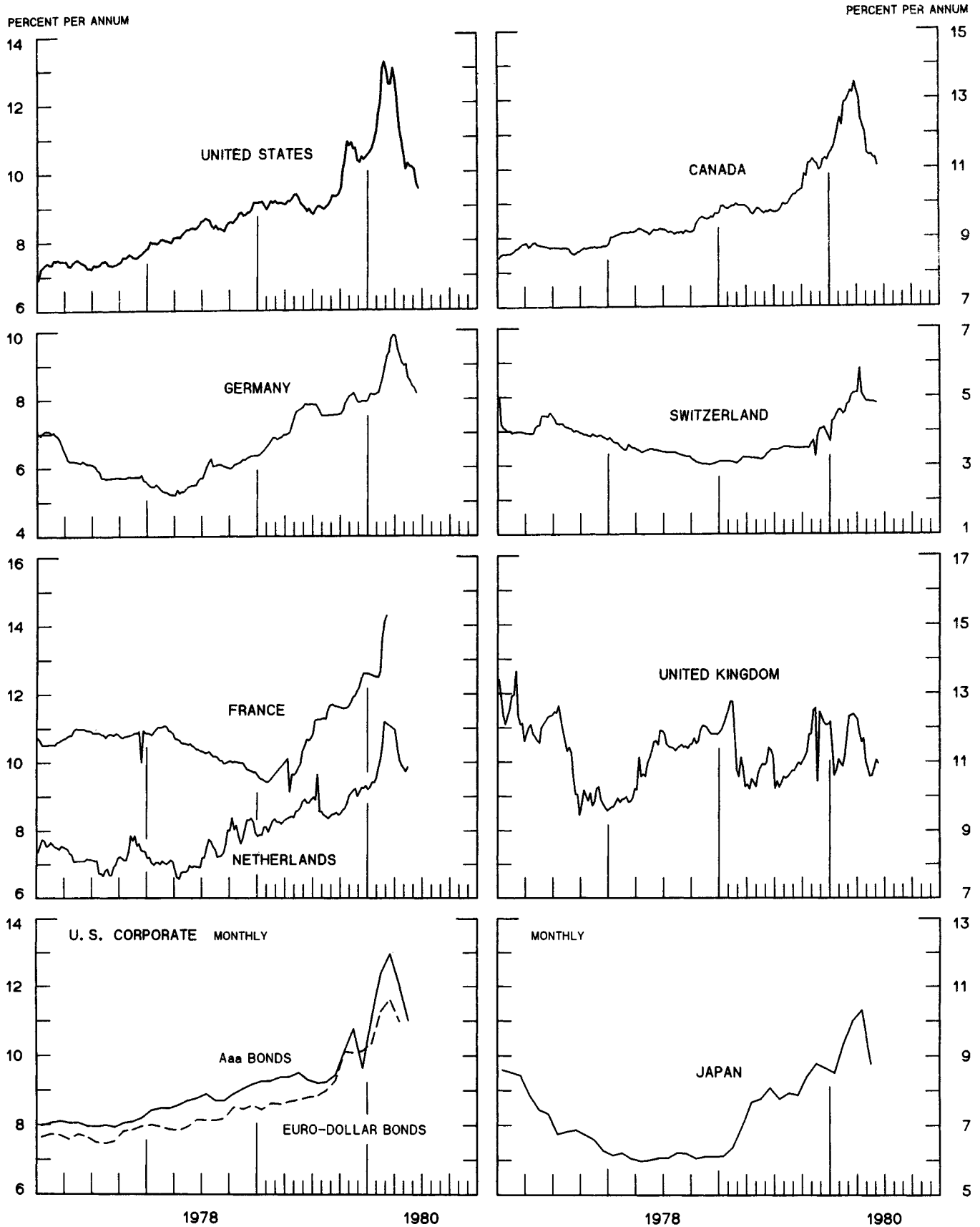
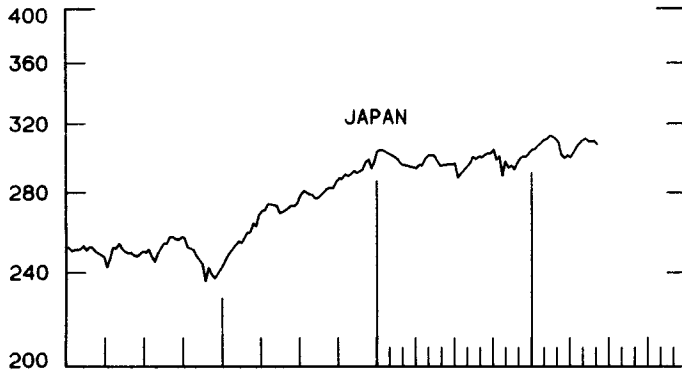
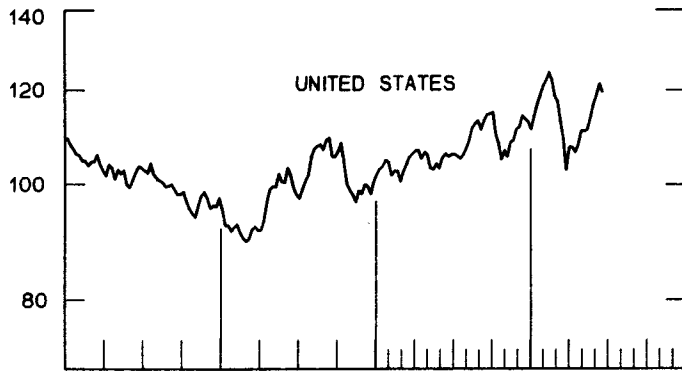
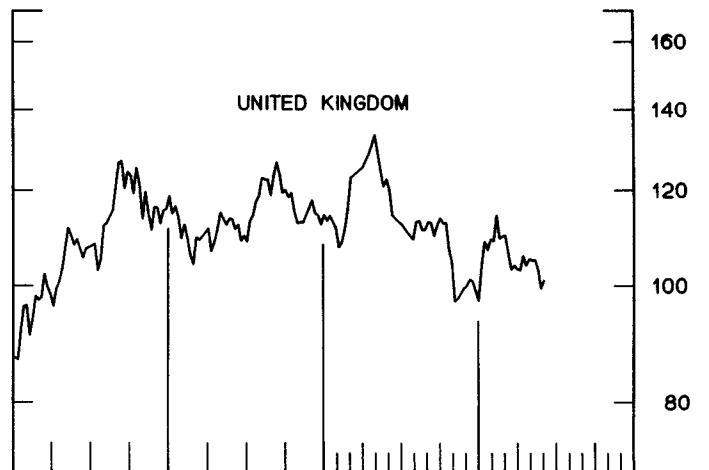
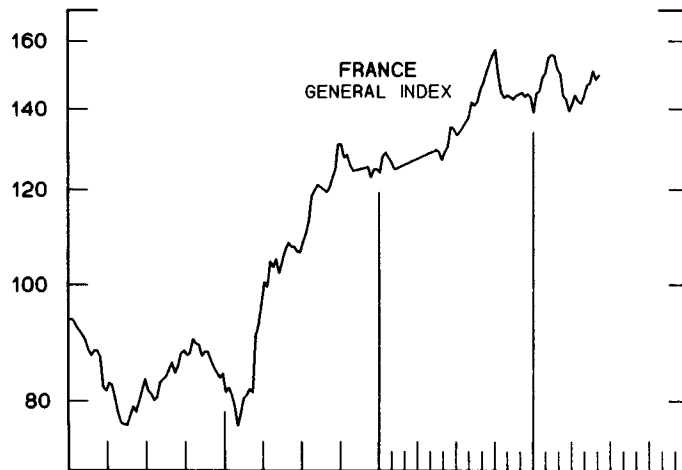
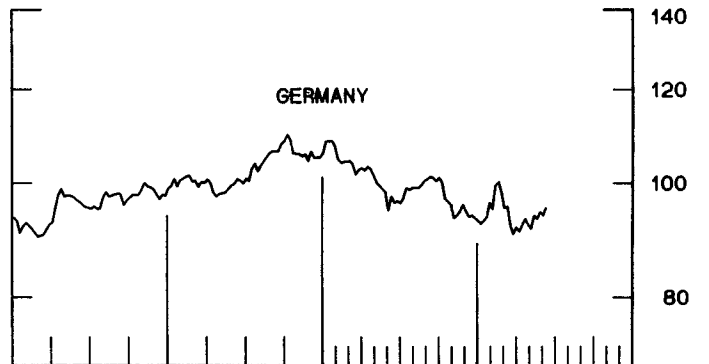
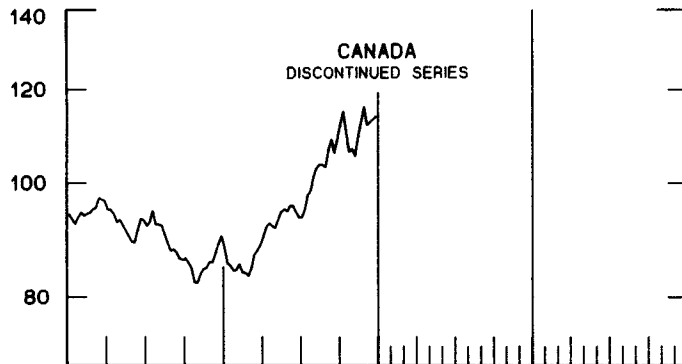
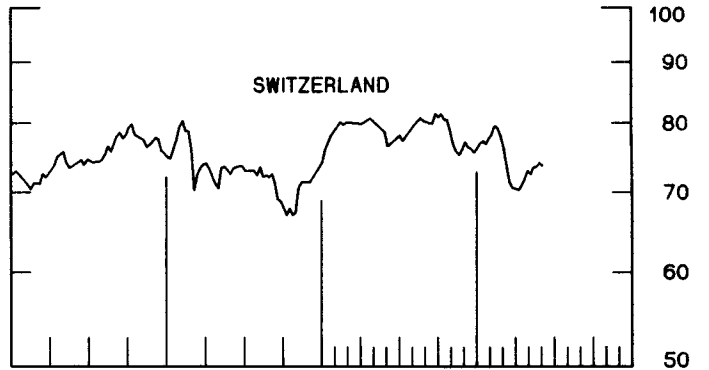


CHART 10  
**INDUSTRIAL STOCK INDICES**  
 WEEKLY SERIES

RATIO SCALE  
 1969=100



RATIO SCALE  
 1969=100



1978

1980

1978

1980

SERIES NAME

LAST VALUE PLOTTED  
DATE VALUE

CHART 1. SPOT EXCHANGE RATES AND INDICES

WEEKLY AVERAGES, NOON BUYING RATES (U.S. CENTS)

GERMAN MARK	JUNE 25	56.56
JAPANESE YEN	JUNE 25	0.46119
DUTCH GUILDER	JUNE 25	51.60
U.K. POUND	JUNE 25	233.66
CANADIAN DOLLAR	JUNE 25	86.96
FRENCH FRANC	JUNE 25	24.34
SWISS FRANC	JUNE 25	61.10
BELGIAN FRANC	JUNE 25	3.53457
ITALIAN LIRA	JUNE 25	0.11951

INDICES, MARCH 1973 BASE RATES = 100

GERMAN MARK	JUNE 25	159.10
JAPANESE YEN	JUNE 25	120.75
DUTCH GUILDER	JUNE 25	148.13
U.K. POUND	JUNE 25	94.51
CANADIAN DOLLAR	JUNE 25	86.67
FRENCH FRANC	JUNE 25	109.70
SWISS FRANC	JUNE 25	196.58
BELGIAN FRANC	JUNE 25	139.28
ITALIAN LIRA	JUNE 25	67.89

WEIGHTED AVERAGE EXCHANGE VALUE INDICES, MAR 1973 = 100  
(G-10 COUNTRIES PLUS SWITZERLAND)

U.S. DOLLAR	JUNE 25	85.23
GERMAN MARK	JUNE 25	149.92
JAPANESE YEN	JUNE 25	107.28
DUTCH GUILDER	JUNE 25	133.06
U.K. POUND	JUNE 25	81.78
CANADIAN DOLLAR	JUNE 25	74.85
FRENCH FRANC	JUNE 25	96.37
SWISS FRANC	JUNE 25	176.12
BELGIAN FRANC	JUNE 25	124.15
ITALIAN LIRA	JUNE 25	57.56
SWEDISH KRONA	JUNE 25	93.46

CHART 2. 3-MONTH FORWARD EXCHANGE RATES, PREMIUM OR DISCOUNT

CANADIAN DOLLAR	JUNE 25	-2.08
U.K. POUND	JUNE 25	-7.37
GERMAN MARK	JUNE 25	0.08
FRENCH FRANC	JUNE 25	-3.23
SWISS FRANC	JUNE 25	3.74
DUTCH GUILDER	JUNE 25	-1.23
JAPANESE YEN	JUNE 25	-2.48
ITALIAN LIRA	JUNE 25	-10.48

SERIES NAME	LAST VALUE PLOTTED DATE	VALUE
<b>CHART 3. GOLD PRICE IN LONDON, AFTERNOON FIXING</b>		
U.S. DOLLARS PER FINE OUNCE	JUNE 25	604.78
<b>CHART 4. CALL MONEY RATES</b>		
U.S. FEDERAL FUNDS	JUNE 25	9.08
OVERNIGHT EURO-DOLLAR DEPOSITS	JUNE 25	9.03
U.K. 2-DAY LOCAL AUTHORITY DEPOSITS	JUNE 20	18.25
CANADA	JUNE 13	11.25
GERMANY	JUNE 20	9.70
EURO-DM	JUNE 13	9.71
JAPAN	JUNE 20	12.56
FRANCE	JUNE 20	12.13
NETHERLANDS	MAY 16	11.15
EURO-SWISS FRANC	JUNE 13	2.92
<b>CHART 5. 3-MONTH INTEREST RATES</b>		
U.S. 90-DAY CD'S, SECONDARY MARKET	JUNE 25	8.36
GERMAN INTERBANK LOAN	JUNE 25	9.83
JAPANESE BANK LOANS & DISCOUNTS	JUNE 25	13.34
CANADIAN FINANCE PAPER	JUNE 25	11.17
INTERBANK STERLING	JUNE 25	16.70
SWISS INTERBANK LOAN	JUNE 25	5.60
WEIGHTED AVERAGE FOREIGN INTEREST RATE (G-10 COUNTRIES PLUS SWITZERLAND)	JUNE 25	12.20
<b>CHART 6. EURO-DOLLAR DEPOSIT RATES: LONDON</b>		
OVERNIGHT	JUNE 25	9.03
7-DAY	JUNE 25	9.45
1-MONTH	JUNE 25	9.23
3-MONTH	JUNE 25	9.31
6-MONTH	JUNE 25	9.30
1-YEAR	JUNE 25	9.26
<b>CHART 7. SELECTED EURO-DOLLAR AND U.S. MONEY MARKET RATES</b>		
OVERNIGHT EURO-DOLLAR DEPOSITS	JUNE 25	9.03
U.S. FEDERAL FUNDS	JUNE 25	9.08
DIFFERENTIAL ADJ. FOR RESERVE REQUIREMENTS	JUNE 25	-0.05
3-MONTH EURO-DOLLAR DEPOSIT RATE	JUNE 25	9.31
U.S. 90-DAY CD'S, SECONDARY MARKET	JUNE 25	8.36
DIFFERENTIAL	JUNE 25	0.89

SERIES NAME

LAST VALUE PLOTTED  
DATE VALUE

CHART 8. INTEREST ARBITRAGE, 3-MONTH FUNDS

EURO-DOLLAR DEPOSIT	JUNE 25	9.31
INTERBANK STERLING (LONDON), COVERED	JUNE 25	9.02
DIFFERENTIAL	JUNE 25	0.29
U.S. COMMERCIAL PAPER	JUNE 25	8.08
CANADIAN FINANCE PAPER, COVERED	JUNE 25	9.03
DIFFERENTIAL	JUNE 25	-1.05
EURO-DOLLAR DEPOSIT	JUNE 25	9.31
INTERBANK DM (FRANKFURT), COVERED	JUNE 25	9.91
DIFFERENTIAL	JUNE 25	-0.60
EURO-DOLLAR DEPOSIT	JUNE 25	9.31
SWISS INTERBANK, COVERED	JUNE 25	9.40
DIFFERENTIAL	JUNE 25	-0.08

CHART 9. LONG TERM GOVERNMENT BOND YIELDS

UNITED STATES	JUNE 20	9.51
GERMANY	JUNE 13	8.16
JAPAN (MONTHLY)	MAY	8.76
SWITZERLAND	JUNE 6	4.80
CANADA	JUNE 13	11.06
FRANCE	MARCH 7	14.30
NETHERLANDS	MAY 16	9.86
UNITED KINGDOM	JUNE 13	10.94

U.S. CORPORATE

AAA BONDS	MAY	10.99
EURC-DM BONDS	DEC.	6.63
EURO-DOLLAR BONDS	APRIL	10.98

CHART 10. INDUSTRIAL STOCK INDICES

UNITED STATES	JUNE 20	119.57
JAPAN	JUNE 6	307.26
CANADA	DEC. 29	113.81
FRANCE	JUNE 6	149.51
UNITED KINGDOM	JUNE 6	100.76
SWITZERLAND	JUNE 6	73.54
GERMANY	JUNE 13	95.14