

# Selected Interest & Exchange Rates

## Weekly Series of Charts

**June 23, 1980**

**Prepared by the  
FINANCIAL MARKETS  
SECTION**

**DIVISION OF  
INTERNATIONAL FINANCE**

**BOARD OF GOVERNORS  
FEDERAL RESERVE SYSTEM  
Washington, D.C. 20551**

---

# Table of Contents

## **TABLES**

1. LATEST FIGURES PLOTTED
2. DAILY CERTIFIED SPOT  
EXCHANGE RATES--  
H.10 RELEASE

## **CHARTS**

1. SPOT EXCHANGE RATE INDICES
2. 3-MONTH FORWARD EXCHANGE RATES
3. GOLD PRICE--LONDON
4. CALL MONEY RATES
5. 3-MONTH INTEREST RATES
6. EURO-DOLLAR DEPOSIT RATES
7. SELECTED EURO-DOLLAR AND  
U.S. MONEY MARKET RATES
8. INTEREST ARBITRAGE: 3-MONTH FUNDS
9. LONG-TERM GOVERNMENT BOND YIELDS
10. INDUSTRIAL STOCK INDICES

## **SUBSCRIPTION RATES:**

Weekly \$15.00 per year or \$.40 each in the United States, its possessions, Canada, and Mexico; 10 or more of the same issue to one address, \$13.50 per year or \$.35 each. Elsewhere, \$20.00 per year or \$.50 each. Address requests to Publications Services, Division of Administrative Services, and make payment remittance payable to the order of the Board of Governors of the Federal Reserve System in a form collectible at par in U.S. Currency.

CHART 1

# SPOT EXCHANGE INDICES

DOLLAR PRICES OF FOREIGN CURRENCIES AND WEIGHTED AVERAGE VALUES (THIN LINE)  
AVERAGES FOR WEEK ENDING WEDNESDAY

RATIO SCALE  
MARCH 1973=100

RATIO SCALE  
MARCH 1973=100

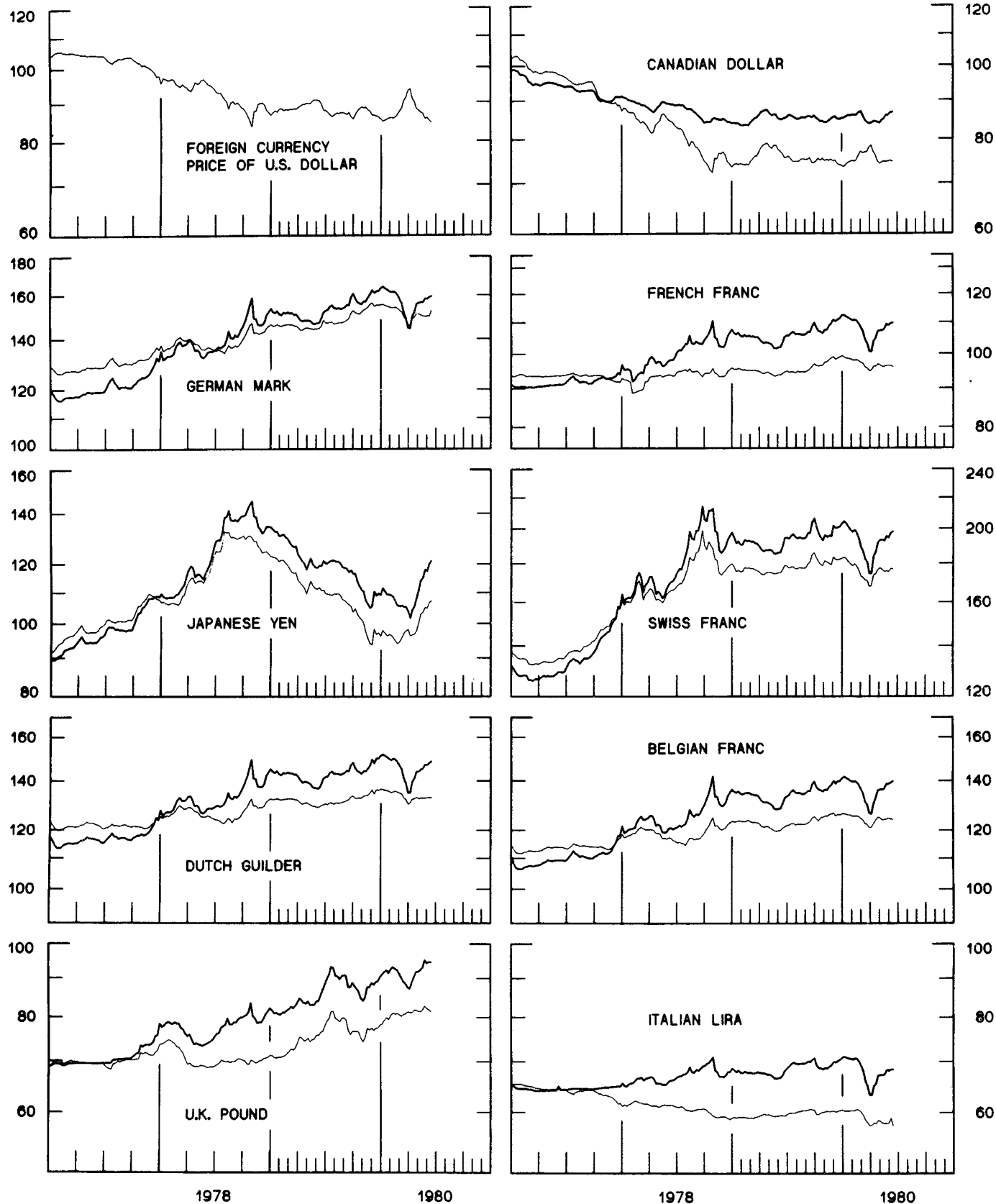


CHART 2  
**3-MONTH FORWARD EXCHANGE RATES**  
 PREMIUM (+) OR (-)  
 AVERAGES FOR WEEK ENDING WEDNESDAY

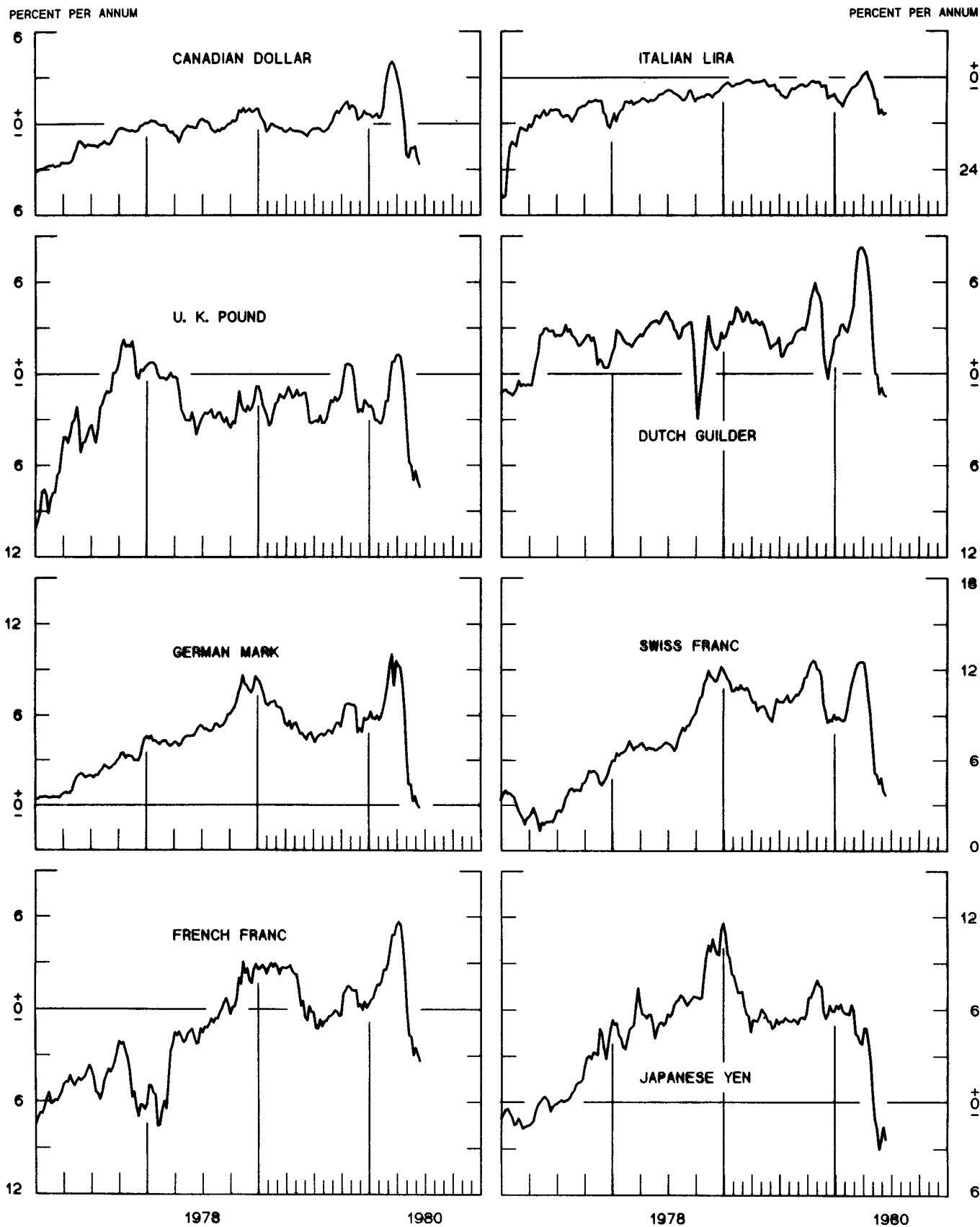


CHART 3  
**PRICE OF GOLD IN LONDON**  
AVERAGES FOR WEEK ENDING WEDNESDAY

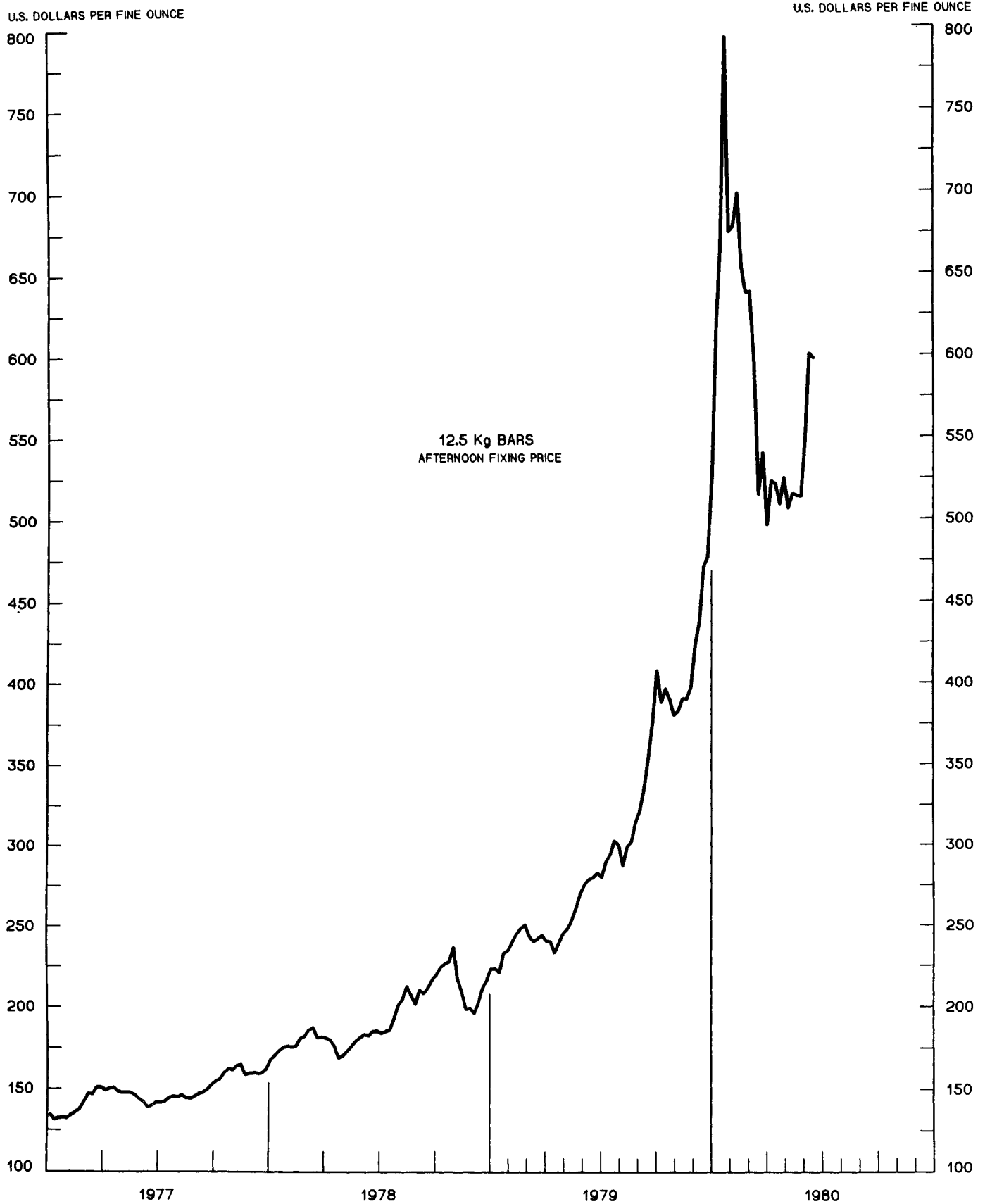


CHART 4  
**CALL MONEY RATES**  
 WEEKLY SERIES

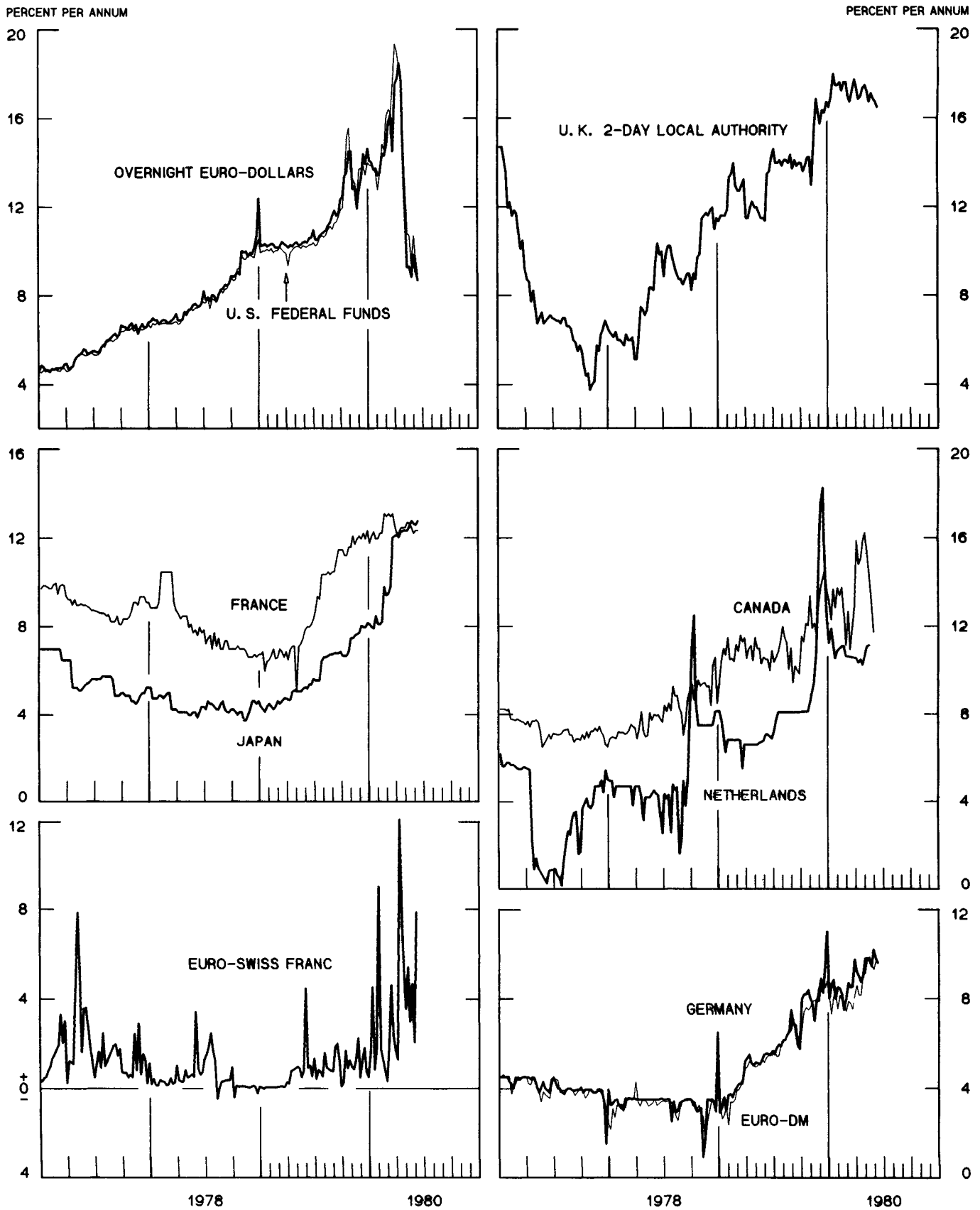


CHART 5  
**3-MONTH INTEREST RATES**  
 WEEKLY SERIES

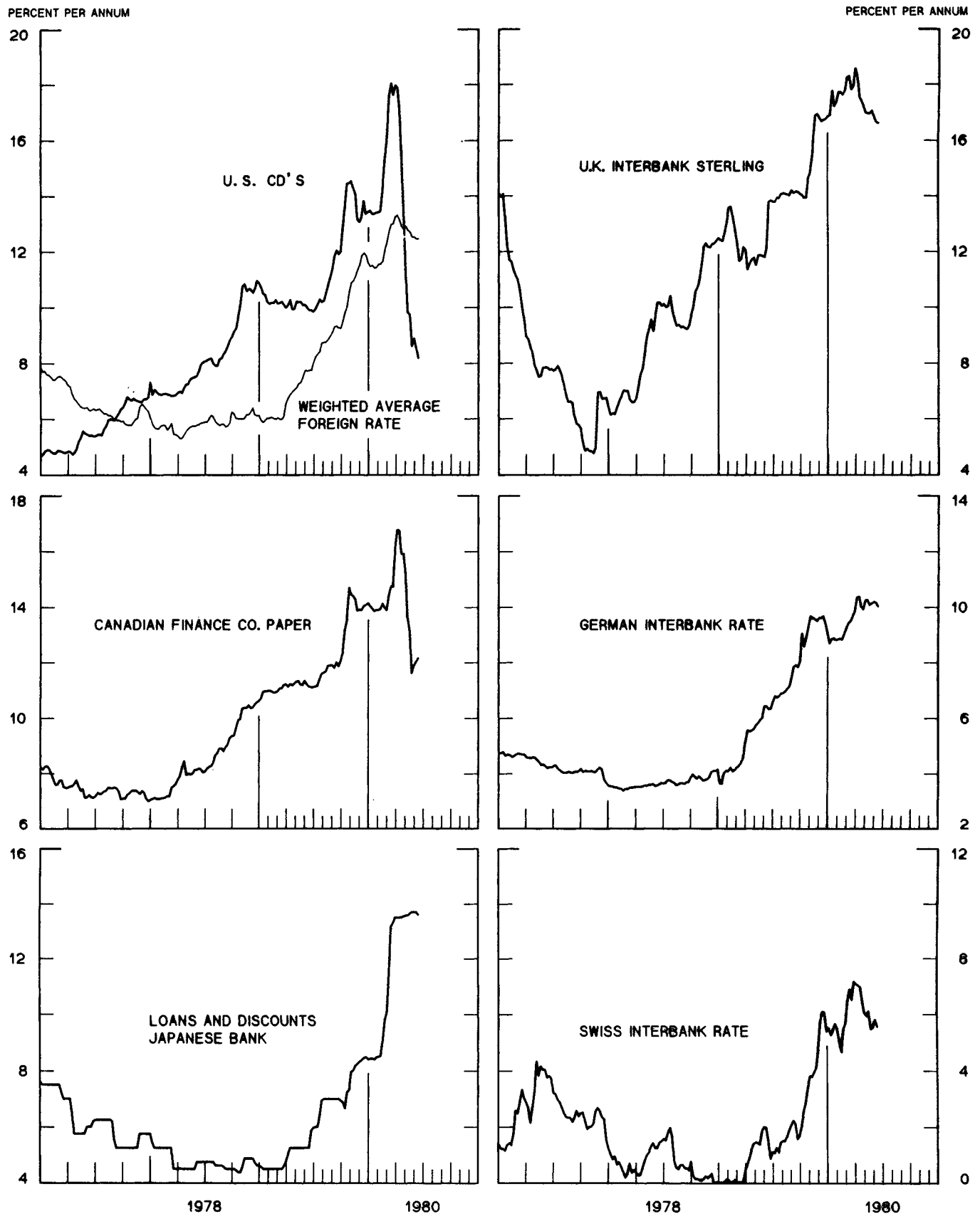


CHART 6  
**EURO-DOLLAR DEPOSIT RATES LONDON**  
AVERAGES FOR WEEK ENDING WEDNESDAY

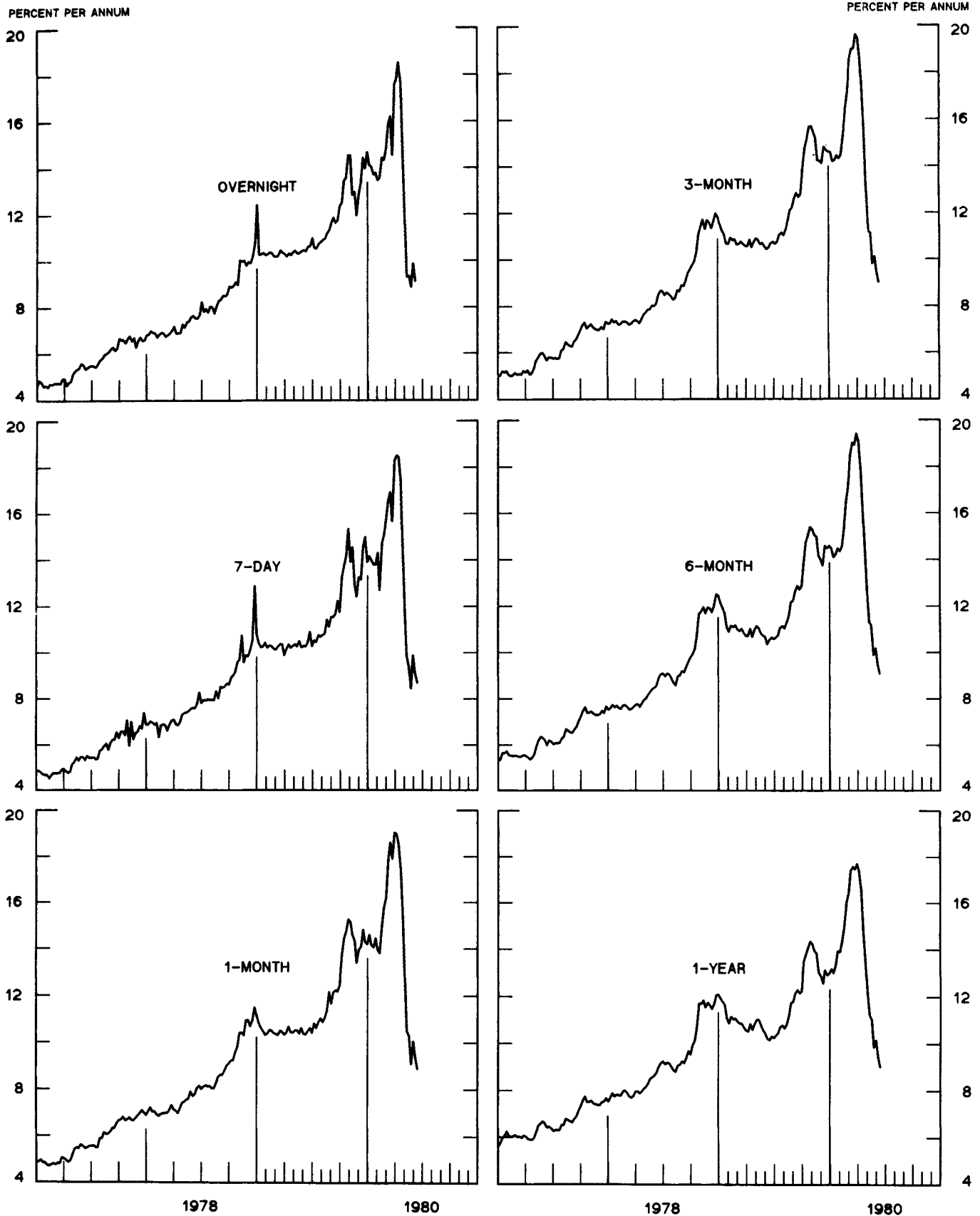
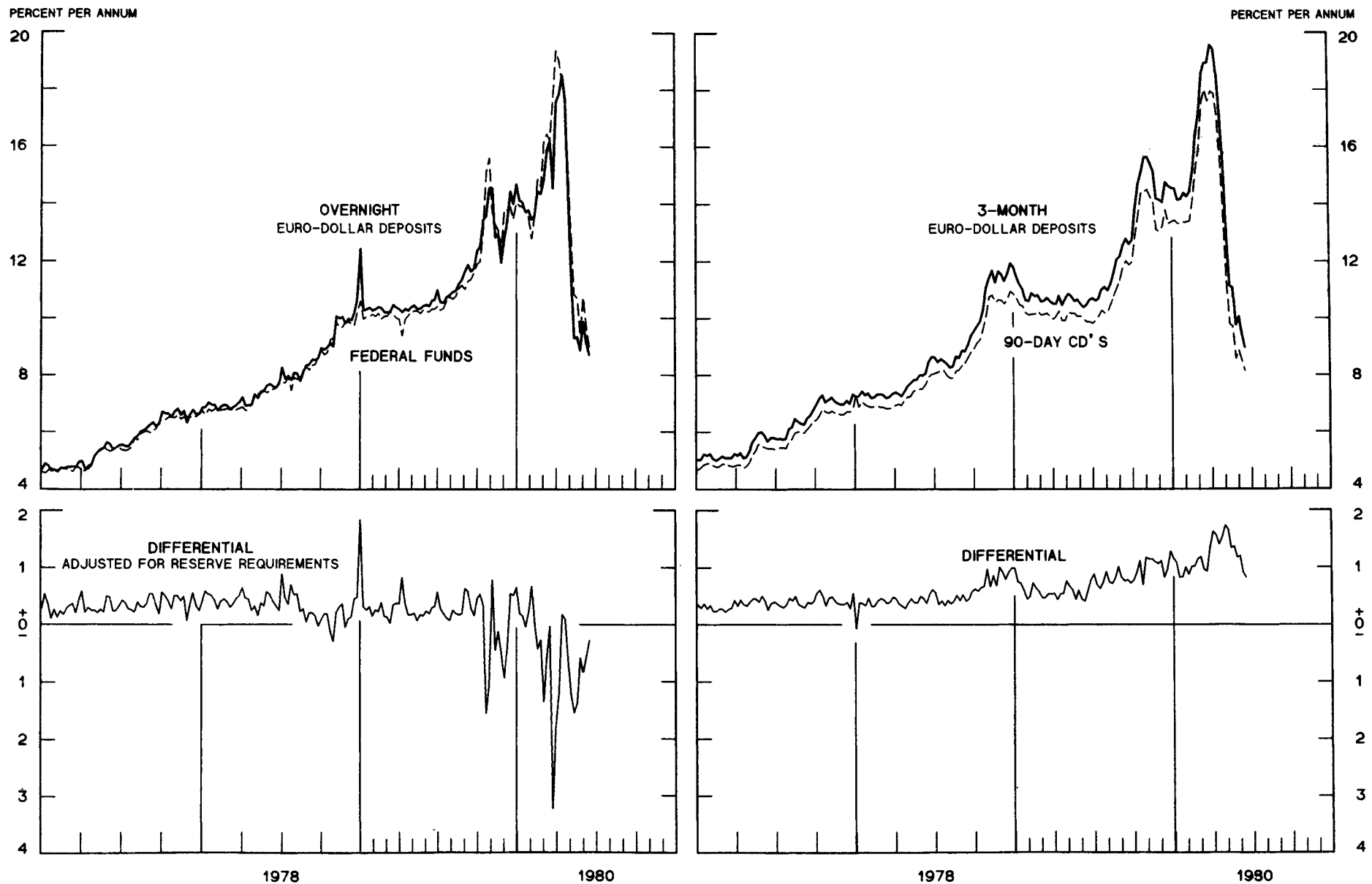




CHART 7  
**SELECTED EURO-DOLLAR AND U. S. MONEY MARKET RATES**

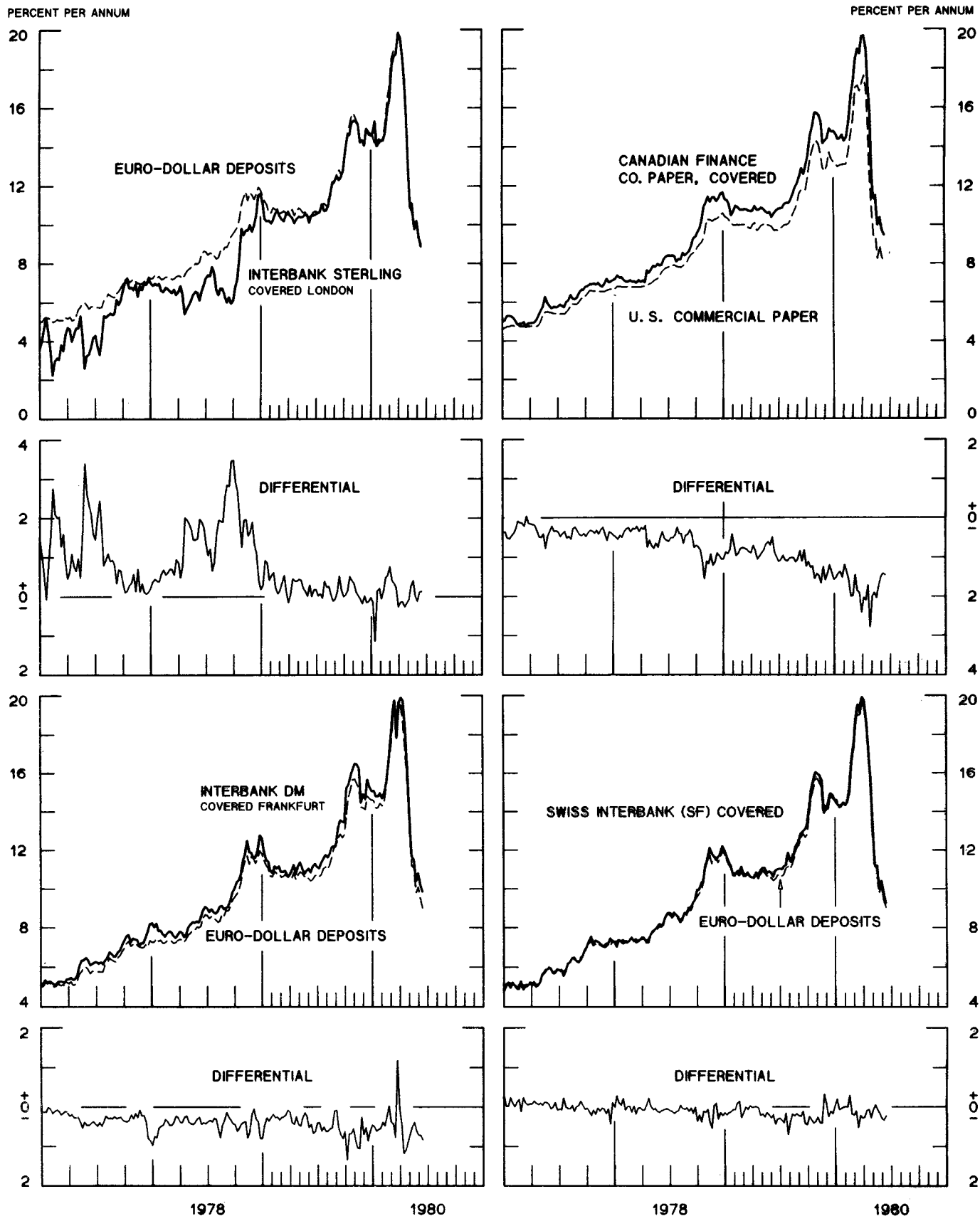
DIFFERENTIAL: PLUS(+), FAVORS BORROWING IN U. S.  
 AVERAGES FOR WEEK ENDING WEDNESDAY



1 PERCENT ON DIFFERENTIAL SCALE = 2 PERCENT ON RATE SCALE

**INTEREST ARBITRAGE: 3-MONTH FUNDS**

DIFFERENTIAL: PLUS(+), INDICATES FAVOR DOLLAR ASSETS  
 AVERAGES FOR WEEK ENDING WEDNESDAY



1 PERCENT ON DIFFERENTIAL SCALE = 2 PERCENT ON RATE SCALE

CHART 9  
**LONG-TERM GOVERNMENT BOND YIELDS**  
 WEEKLY SERIES

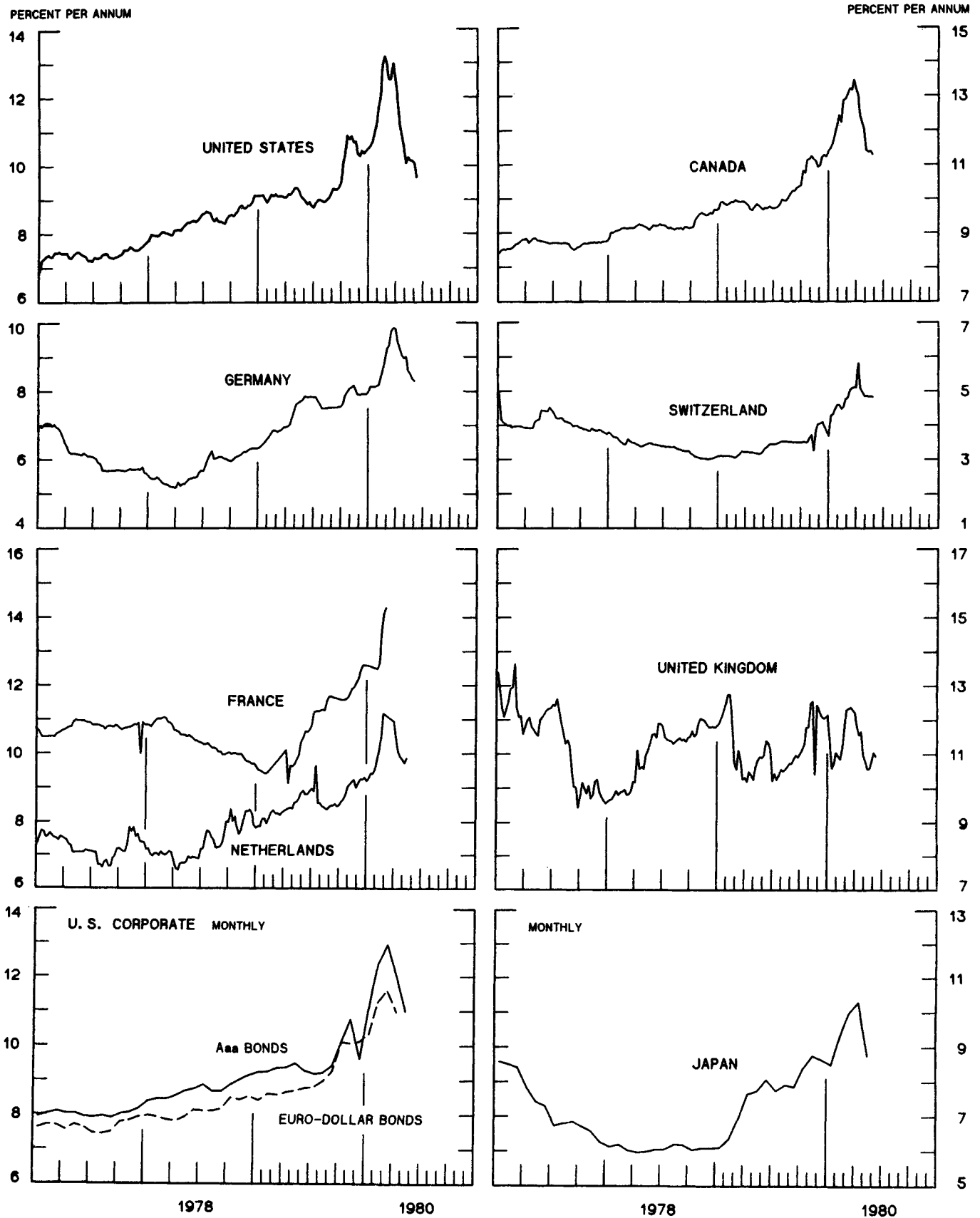
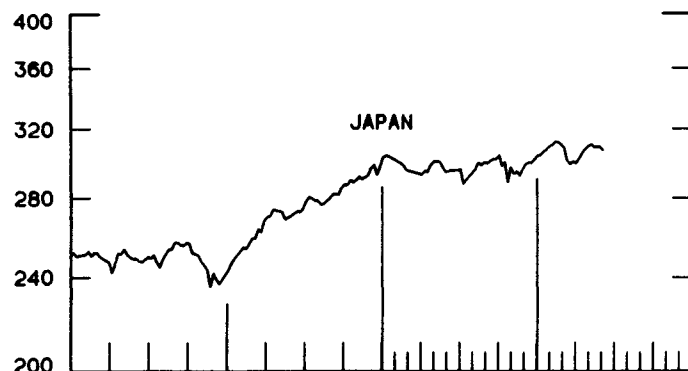
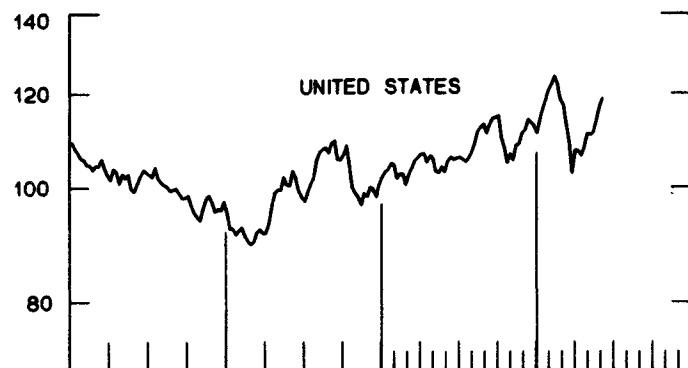
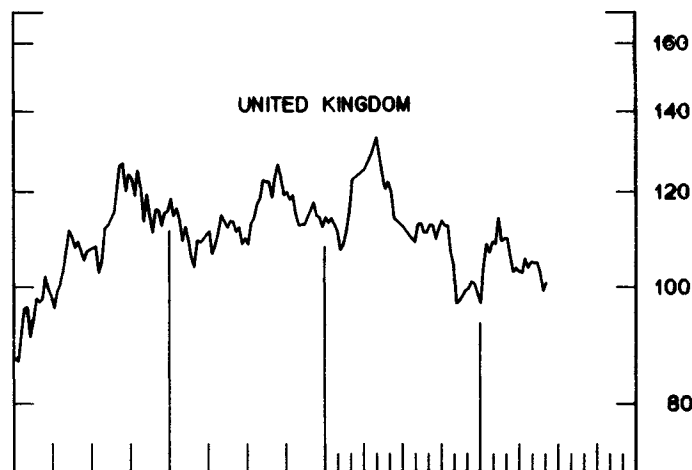
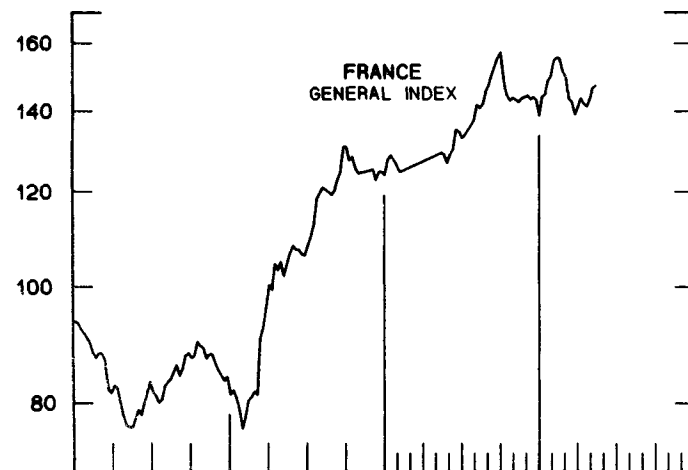
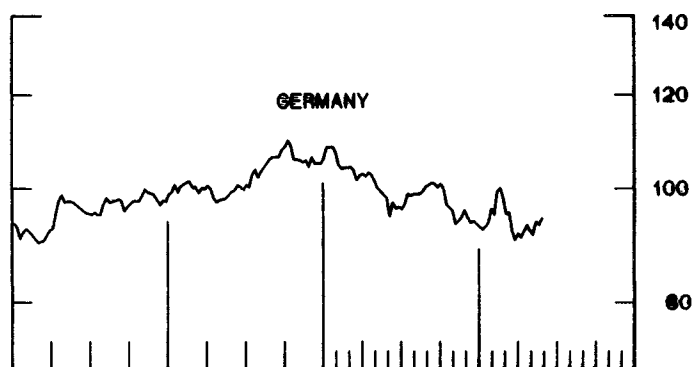
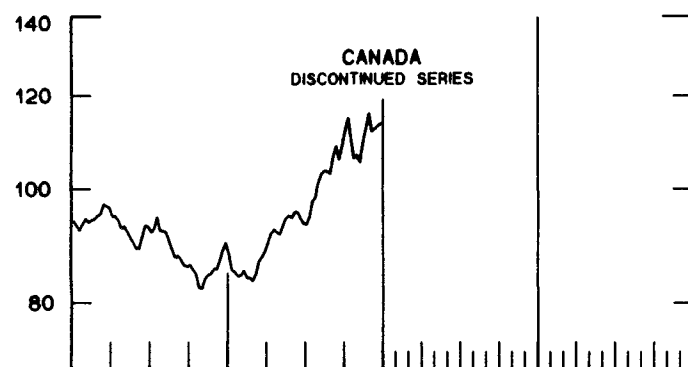
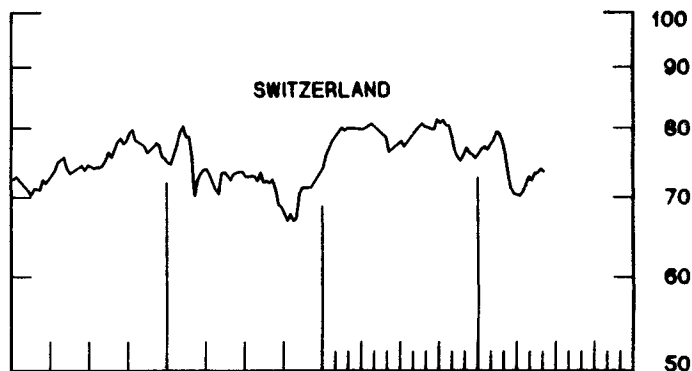


CHART 10  
**INDUSTRIAL STOCK INDICES**  
 WEEKLY SERIES

RATIO SCALE  
 1969=100



RATIO SCALE  
 1969=100



1978

1980

1978

1980

SERIES NAME

LAST VALUE PLOTTED  
DATE VALUE

CHART 1. SPOT EXCHANGE RATES AND INDICES

WEEKLY AVERAGES, NOON BUYING RATES (U.S. CENTS)

GERMAN MARK	JUNE 18	56.74
JAPANESE YEN	JUNE 18	0.46286
DUTCH GUILDER	JUNE 18	51.76
U.K. POUND	JUNE 18	233.69
CANADIAN DOLLAR	JUNE 18	87.04
FRENCH FRANC	JUNE 18	24.34
SWISS FRANC	JUNE 18	61.54
BELGIAN FRANC	JUNE 18	3.54335
ITALIAN LIRA	JUNE 18	0.12002

INDICES, MARCH 1973 BASE RATES = 100

GERMAN MARK	JUNE 18	159.61
JAPANESE YEN	JUNE 18	121.19
DUTCH GUILDER	JUNE 18	148.59
U.K. POUND	JUNE 18	94.52
CANADIAN DOLLAR	JUNE 18	86.76
FRENCH FRANC	JUNE 18	109.68
SWISS FRANC	JUNE 18	197.99
BELGIAN FRANC	JUNE 18	139.63
ITALIAN LIRA	JUNE 18	68.18

WEIGHTED AVERAGE EXCHANGE VALUE INDICES, MAR 1973 = 100  
(G-10 COUNTRIES PLUS SWITZERLAND)

U.S. DOLLAR	JUNE 18	84.74
GERMAN MARK	JUNE 18	152.62
JAPANESE YEN	JUNE 18	107.17
DUTCH GUILDER	JUNE 18	132.86
U.K. POUND	JUNE 18	81.37
CANADIAN DOLLAR	JUNE 18	74.57
FRENCH FRANC	JUNE 18	95.85
SWISS FRANC	JUNE 18	176.58
BELGIAN FRANC	JUNE 18	123.88
ITALIAN LIRA	JUNE 18	57.54
SWEDISH KRONA	JUNE 18	93.29

CHART 2. 3-MONTH FORWARD EXCHANGE RATES, PREMIUM OR DISCOUNT

CANADIAN DOLLAR	JUNE 18	-2.64
U.K. POUND	JUNE 18	-7.42
GERMAN MARK	JUNE 18	-0.18
FRENCH FRANC	JUNE 18	-3.36
SWISS FRANC	JUNE 18	3.61
DUTCH GUILDER	JUNE 18	-1.50
JAPANESE YEN	JUNE 18	-2.43
ITALIAN LIRA	JUNE 18	-9.46

SERIES NAME	LAST VALUE PLOTTED	
	DATE	VALUE
CHART 3. GOLD PRICE IN LONDON, AFTERNOON FIXING		
U.S. DOLLARS PER FINE OUNCE	JUNE 18	597.53
CHART 4. CALL MONEY RATES		
U.S. FEDERAL FUNDS	JUNE 18	8.99
OVERNIGHT EURO-DOLLAR DEPOSITS	JUNE 18	8.71
U.K. 2-DAY LOCAL AUTHORITY DEPOSITS	JUNE 13	16.50
CANADA	MAY 30	11.75
GERMANY	JUNE 13	9.60
EURC-DM	JUNE 6	9.68
JAPAN	JUNE 13	12.81
FRANCE	JUNE 13	12.38
NETHERLANDS	MAY 16	11.15
EURO-SWISS FRANC	JUNE 6	7.90
CHART 5. 3-MONTH INTEREST RATES		
U.S. 90-DAY CD'S, SECONDARY MARKET	JUNE 18	8.17
GERMAN INTERBANK LOAN	JUNE 18	10.01
JAPANESE BANK LOANS & DISCOUNTS	JUNE 18	13.59
CANADIAN FINANCE PAPER	JUNE 18	12.15
INTERBANK STERLING	JUNE 18	16.59
SWISS INTERBANK LOAN	JUNE 18	5.55
WEIGHTED AVERAGE FOREIGN INTEREST RATE (G-10 COUNTRIES PLUS SWITZERLAND)	JUNE 18	12.45
CHART 6. EURO-DOLLAR DEPOSIT RATES: LONDON		
OVERNIGHT	JUNE 18	8.71
7-DAY	JUNE 18	8.69
1-MONTH	JUNE 18	8.88
3-MONTH	JUNE 18	8.99
6-MONTH	JUNE 18	9.05
1-YEAR	JUNE 18	9.00
CHART 7. SELECTED EURO-DOLLAR AND U.S. MONEY MARKET RATES		
OVERNIGHT EURO-DOLLAR DEPOSITS	JUNE 18	8.71
U.S. FEDERAL FUNDS	JUNE 18	8.99
DIFFERENTIAL ADJ. FOR RESERVE REQUIREMENTS	JUNE 18	-0.28
3-MONTH EURO-DOLLAR DEPOSIT RATE	JUNE 18	8.99
U.S. 90-DAY CD'S, SECONDARY MARKET	JUNE 18	8.17
DIFFERENTIAL	JUNE 18	0.82

SERIES NAME	LAST VALUE PLOTTED	
	DATE	VALUE
CHART 8. INTEREST ARBITRAGE, 3-MONTH FUNDS		
EURC-DOLLAR DEPOSIT	JUNE 18	8.99
INTERBANK STERLING (LONDON), COVERED	JUNE 18	8.86
DIFFERENTIAL	JUNE 18	0.13
U.S. COMMERCIAL PAPER	JUNE 18	7.97
CANADIAN FINANCE PAPER, COVERED	JUNE 18	9.43
DIFFERENTIAL	JUNE 18	-1.46
EURC-DOLLAR DEPOSIT	JUNE 18	8.99
INTERBANK DM (FRANKFURT), COVERED	JUNE 18	9.83
DIFFERENTIAL	JUNE 18	-0.84
EURC-DOLLAR DEPOSIT	JUNE 18	8.99
SWISS INTERBANK, COVERED	JUNE 18	9.21
DIFFERENTIAL	JUNE 18	-0.23
CHART 9. LONG TERM GOVERNMENT BOND YIELDS		
UNITED STATES	JUNE 13	9.66
GERMANY	JUNE 6	8.31
JAPAN (MONTHLY)	MAY	8.76
SWITZERLAND	MAY 30	4.82
CANADA	MAY 30	11.29
FRANCE	MARCH 7	14.30
NETHERLANDS	MAY 16	9.86
UNITED KINGDOM	JUNE 13	10.94
U.S. CORPORATE		
AAA BONDS	MAY	10.99
EURC-DM BONDS	DEC.	6.63
EURO-DOLLAR BONDS	APRIL	10.98
CHART 10. INDUSTRIAL STOCK INDICES		
UNITED STATES	JUNE 6	118.89
JAPAN	JUNE 6	307.26
CANADA	DEC. 29	113.81
FRANCE	MAY 16	147.22
UNITED KINGDOM	JUNE 6	100.76
SWITZERLAND	JUNE 6	73.54
GERMANY	MAY 30	94.40