

# Selected Interest & Exchange Rates

## Weekly Series of Charts

**June 9, 1980**

**Prepared by the  
FINANCIAL MARKETS  
SECTION**

**DIVISION OF  
INTERNATIONAL FINANCE**

**BOARD OF GOVERNORS  
FEDERAL RESERVE SYSTEM  
Washington, D.C. 20551**

---

# Table of Contents

## **TABLES**

1. LATEST FIGURES PLOTTED
2. DAILY CERTIFIED SPOT EXCHANGE RATES--H.10 RELEASE

## **CHARTS**

1. SPOT EXCHANGE RATE INDICES
2. 3-MONTH FORWARD EXCHANGE RATES
3. GOLD PRICE--LONDON
4. CALL MONEY RATES
5. 3-MONTH INTEREST RATES
6. EURO-DOLLAR DEPOSIT RATES
7. SELECTED EURO-DOLLAR AND U.S. MONEY MARKET RATES
8. INTEREST ARBITRAGE: 3-MONTH FUNDS
9. LONG-TERM GOVERNMENT BOND YIELDS
10. INDUSTRIAL STOCK INDICES

## **SUBSCRIPTION RATES:**

Weekly \$15.00 per year or \$.40 each in the United States, its possessions, Canada, and Mexico; 10 or more of the same issue to one address, \$13.50 per year or \$.35 each. Elsewhere, \$20.00 per year or \$.50 each. Address requests to Publications Services, Division of Administrative Services, and make payment remittance payable to the order of the Board of Governors of the Federal Reserve System in a form collectible at par in U.S. Currency.

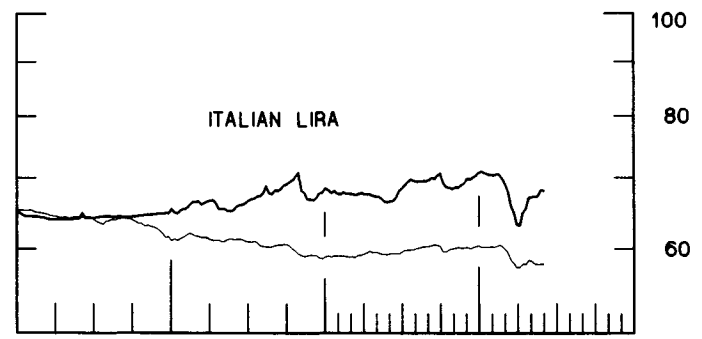
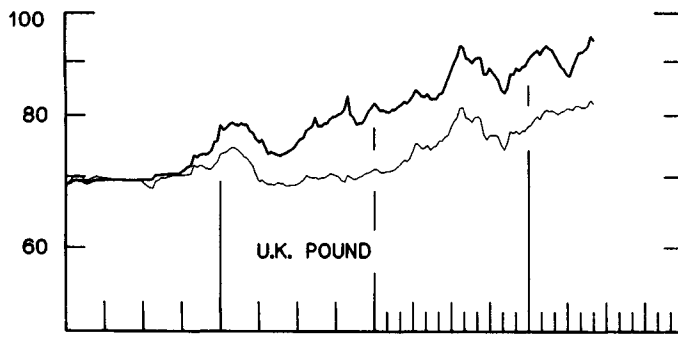
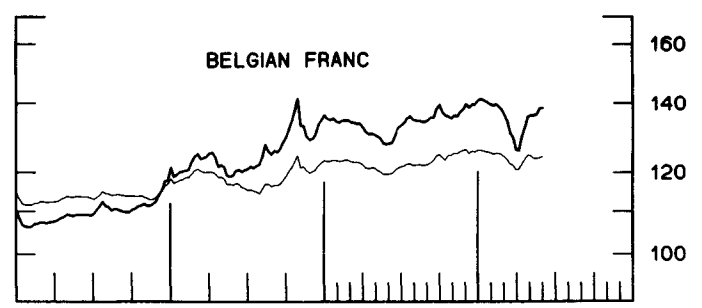
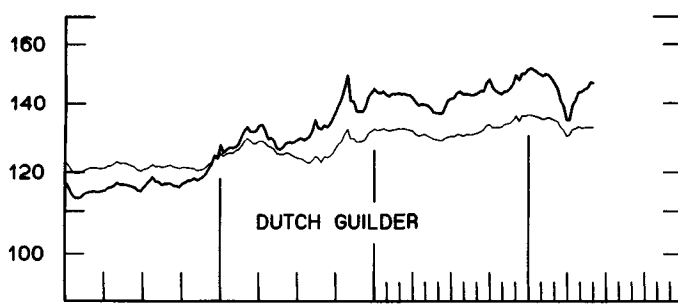
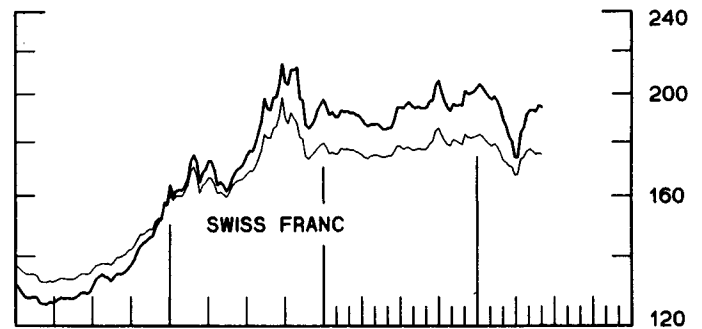
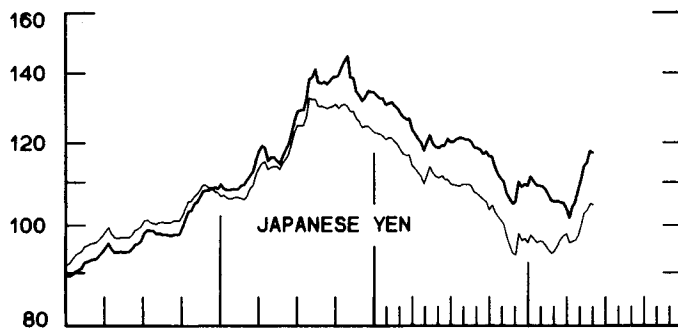
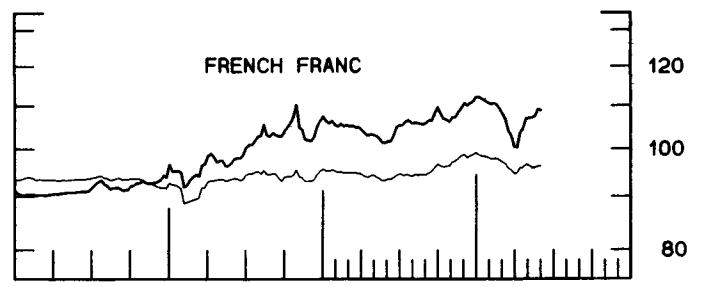
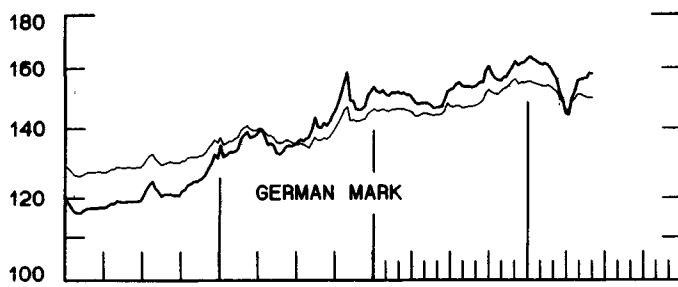
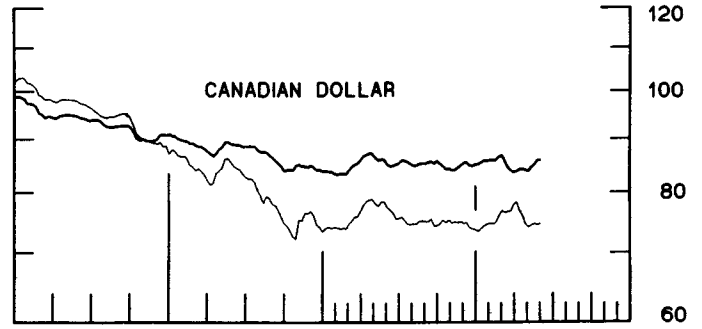
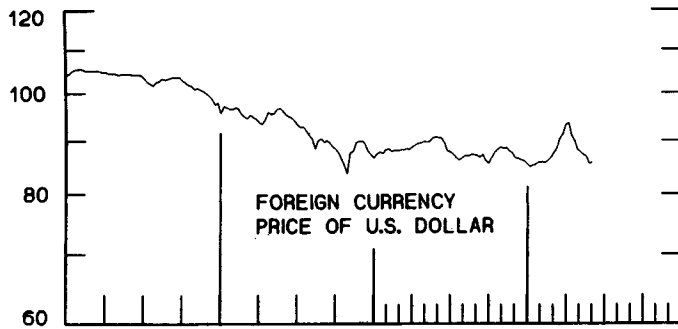
CHART 1

# SPOT EXCHANGE INDICES

DOLLAR PRICES OF FOREIGN CURRENCIES AND WEIGHTED AVERAGE VALUES (THIN LINE)  
AVERAGES FOR WEEK ENDING WEDNESDAY

RATIO SCALE  
MARCH 1973=100

RATIO SCALE  
MARCH 1973=100



1978

1980

1978

1980

CHART 2  
**3-MONTH FORWARD EXCHANGE RATES**

PREMIUM (+) OR (-)  
 AVERAGES FOR WEEK ENDING WEDNESDAY

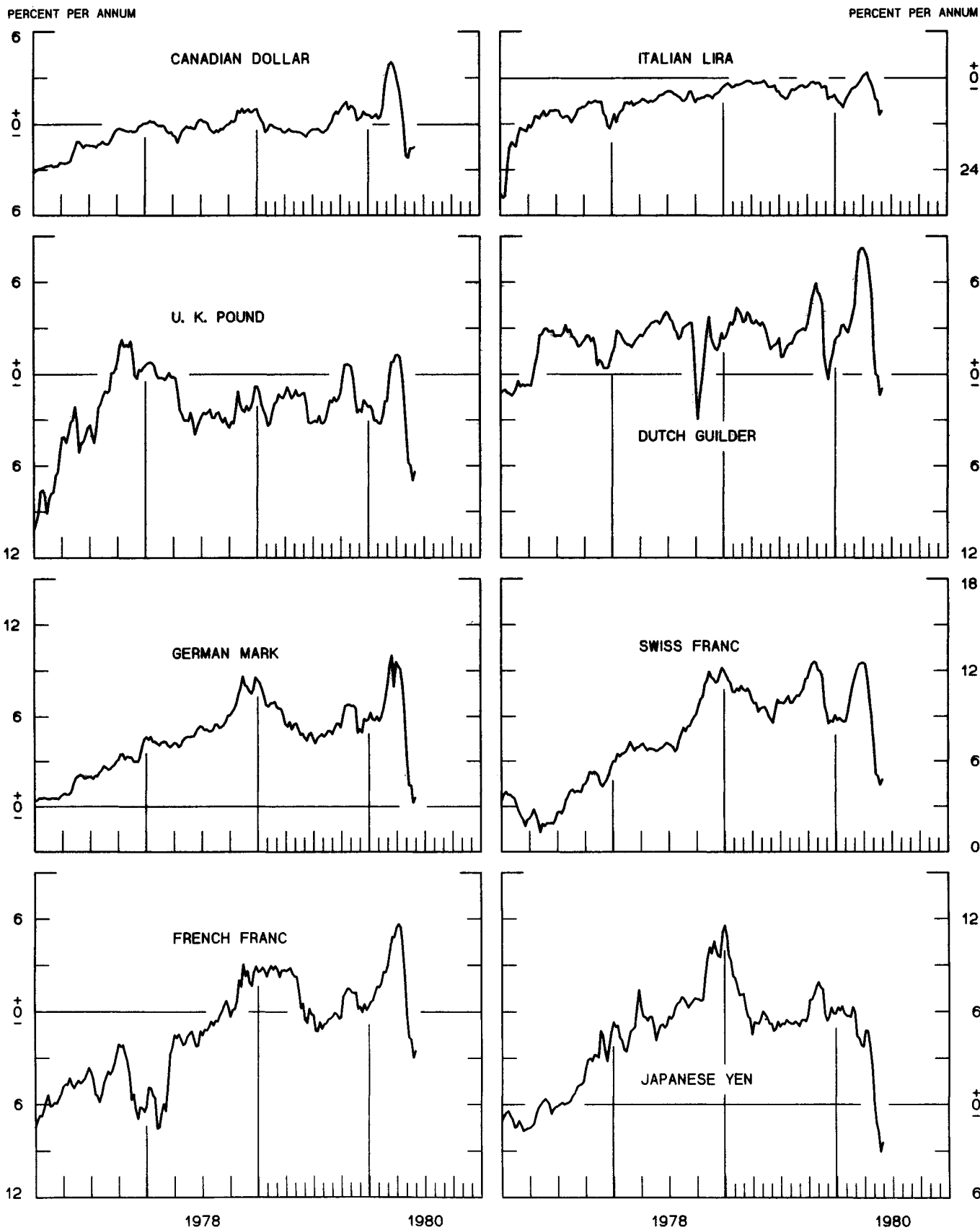


CHART 3  
PRICE OF GOLD IN LONDON  
AVERAGES FOR WEEK ENDING WEDNESDAY

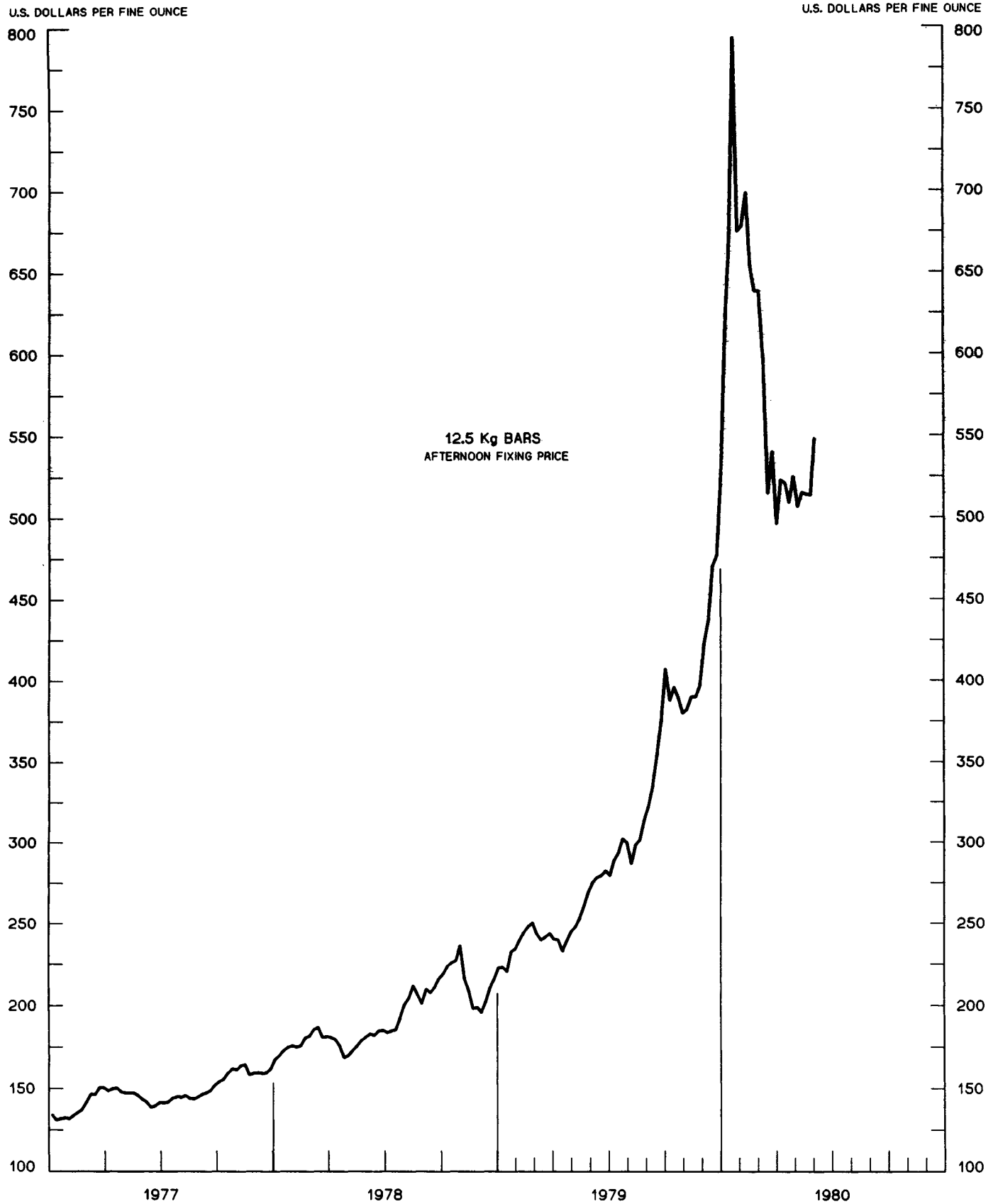


CHART 4  
**CALL MONEY RATES**  
 WEEKLY SERIES

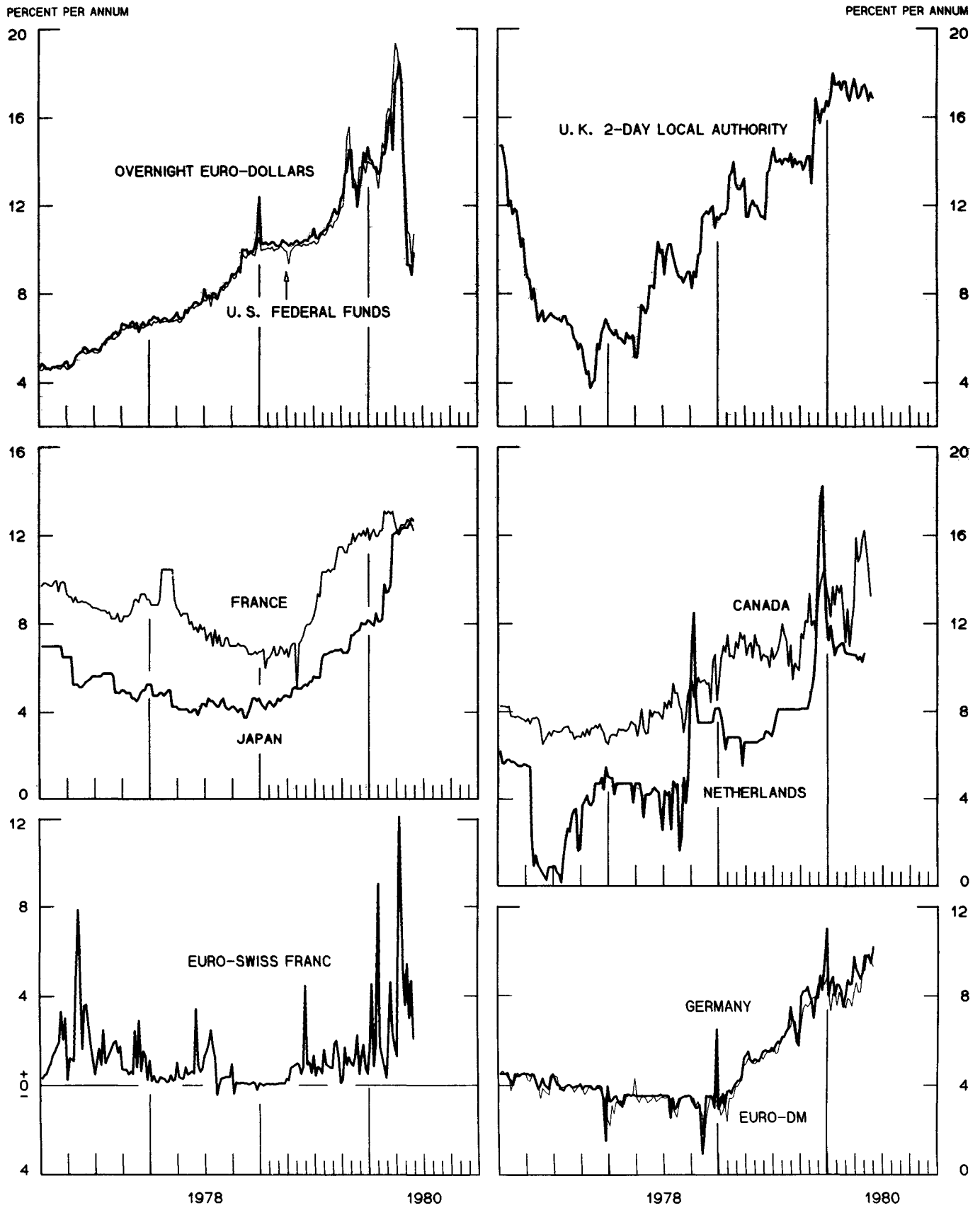


CHART 5  
**3-MONTH INTEREST RATES**  
 WEEKLY SERIES

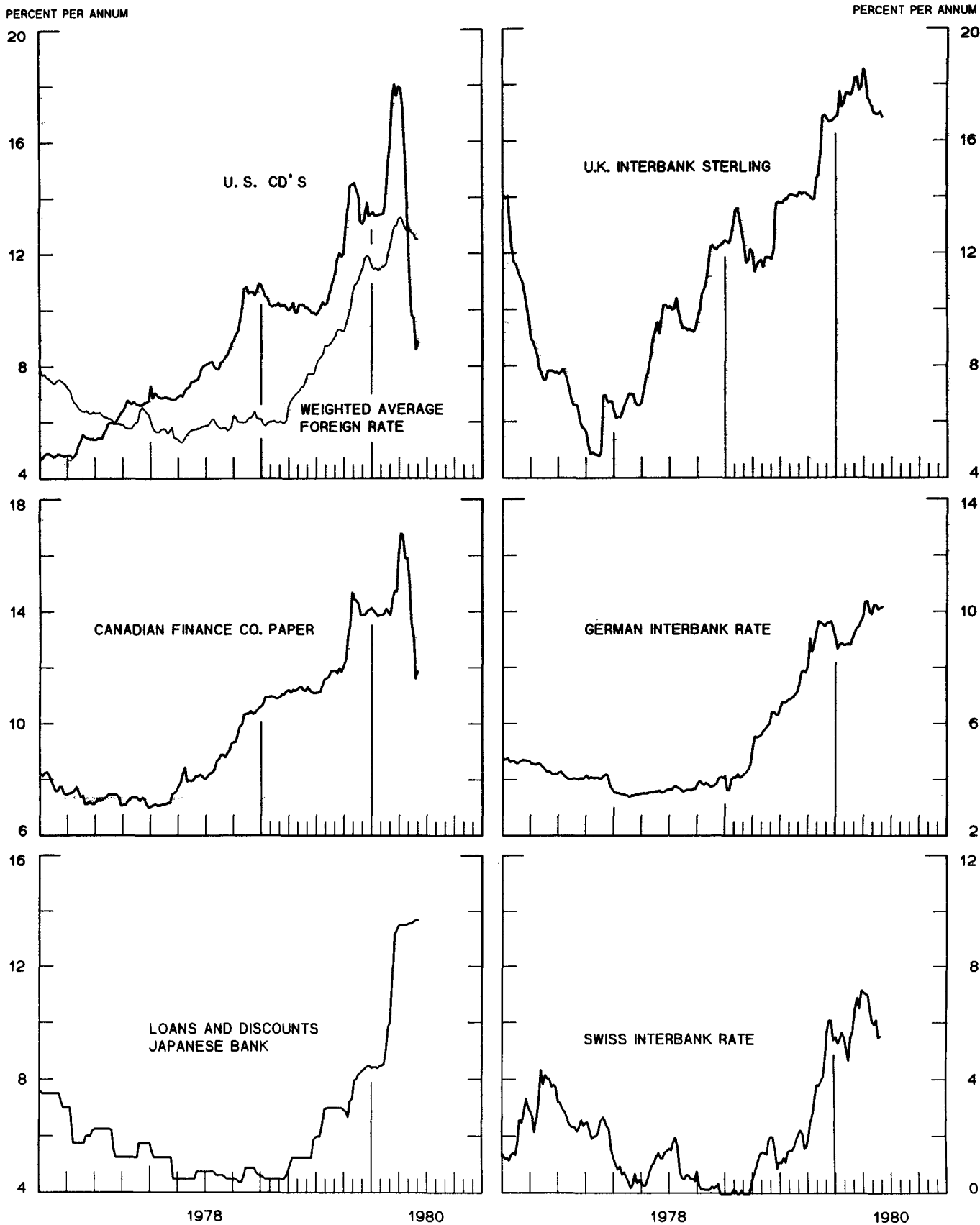


CHART 6  
**EURO-DOLLAR DEPOSIT RATES LONDON**  
 AVERAGES FOR WEEK ENDING WEDNESDAY

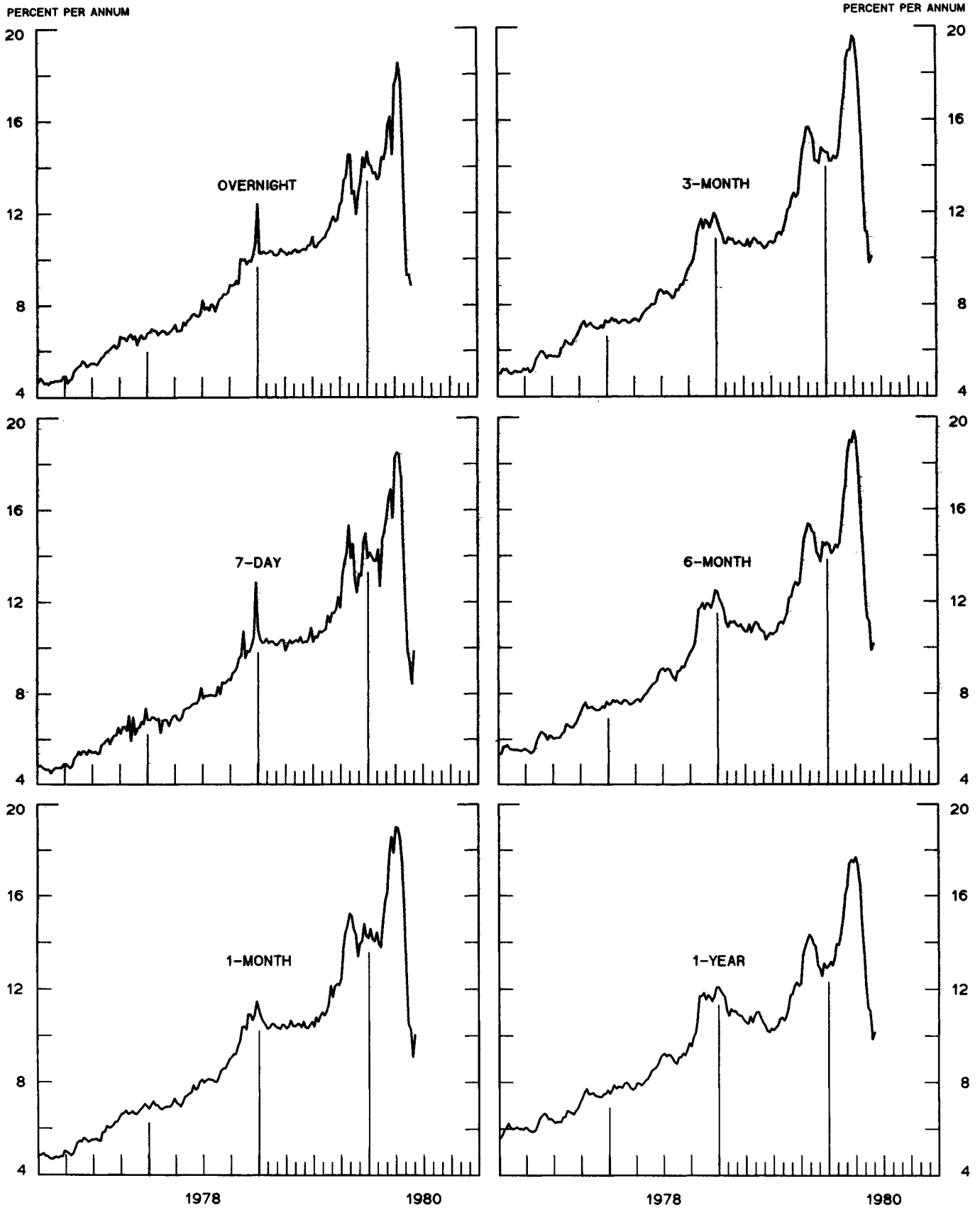
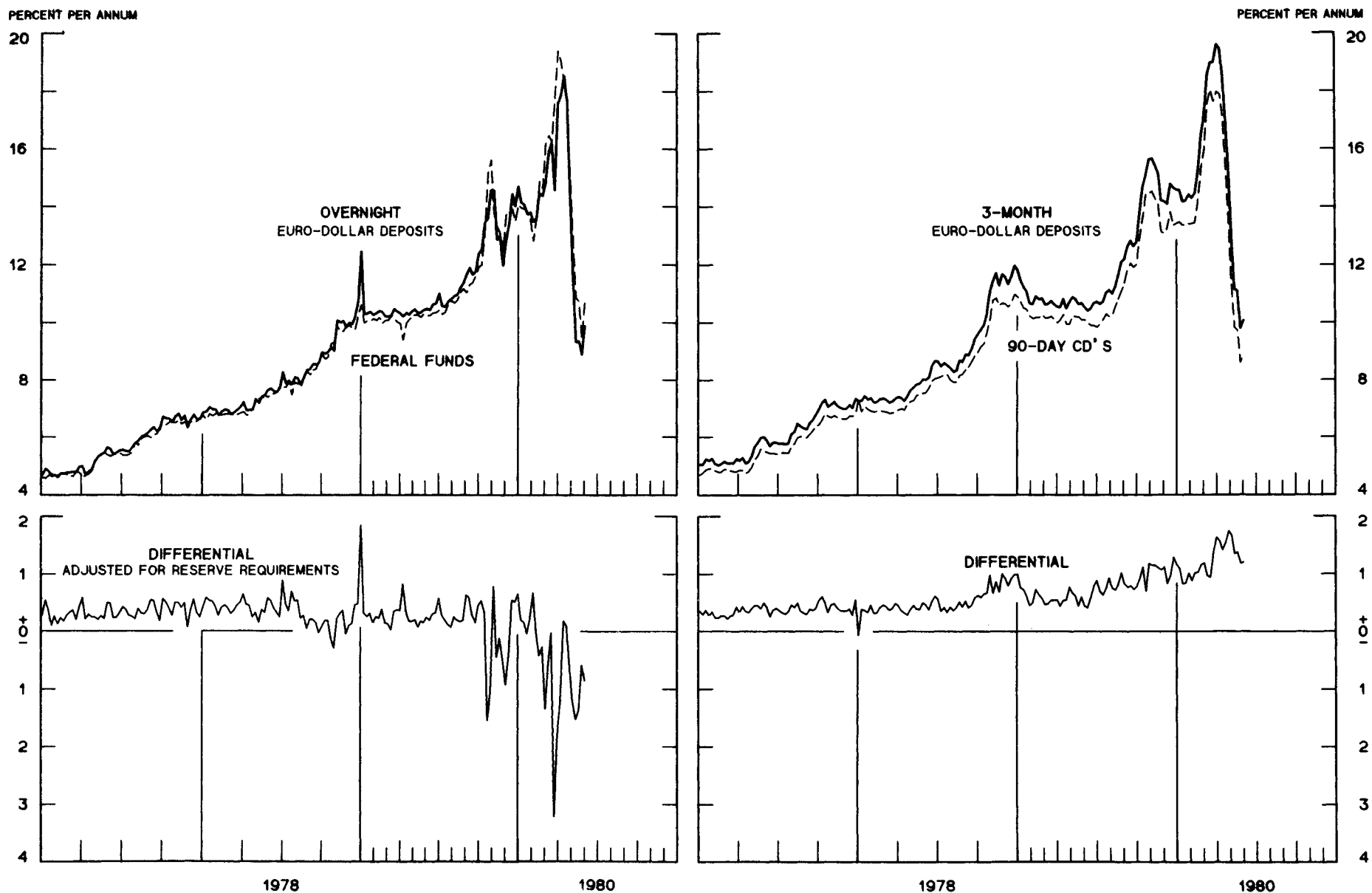




CHART 7  
**SELECTED EURO-DOLLAR AND U. S. MONEY MARKET RATES**

DIFFERENTIAL: PLUS(+), FAVORS BORROWING IN U. S.  
 AVERAGES FOR WEEK ENDING WEDNESDAY

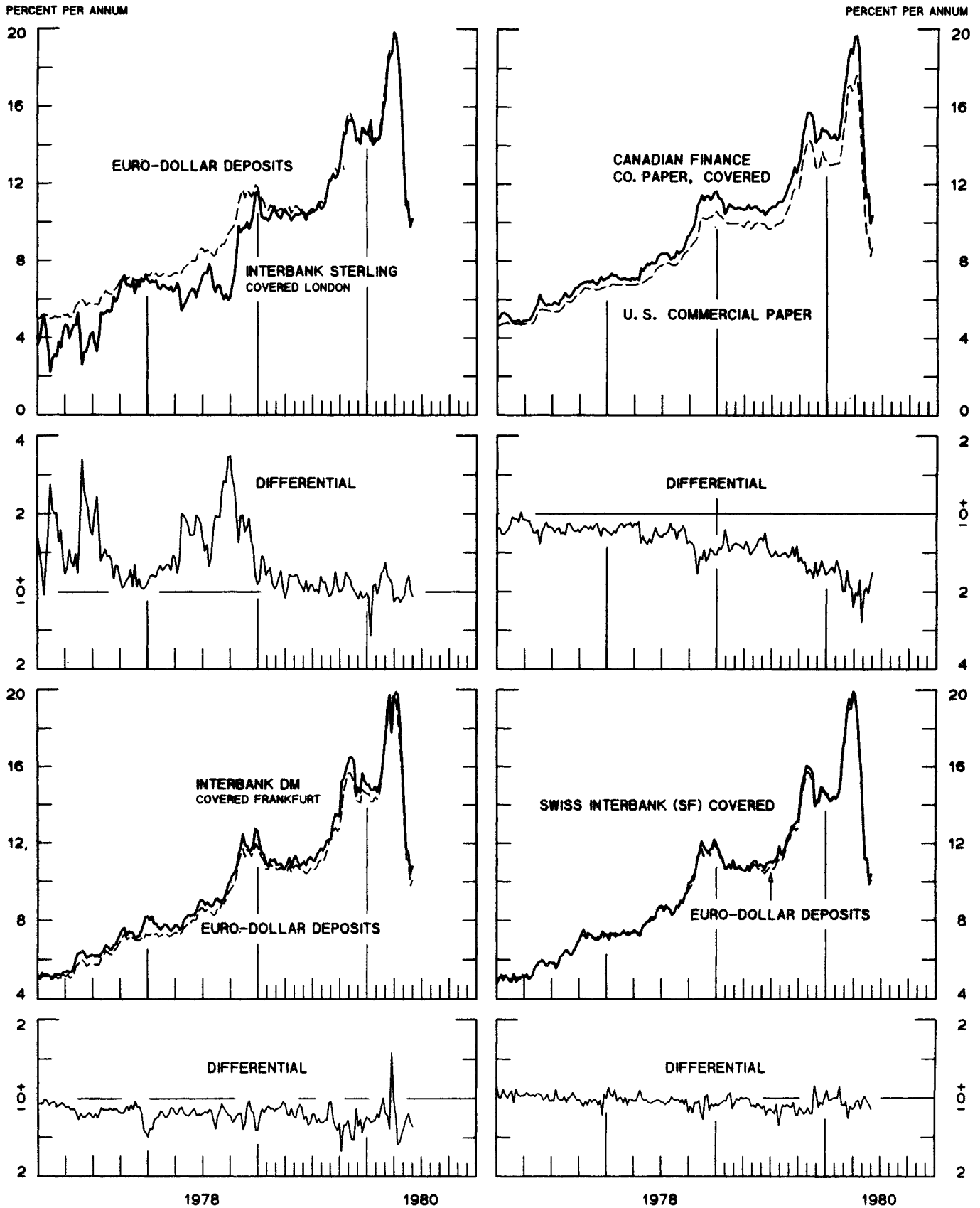


1 PERCENT ON DIFFERENTIAL SCALE = 2 PERCENT ON RATE SCALE

CHART 8

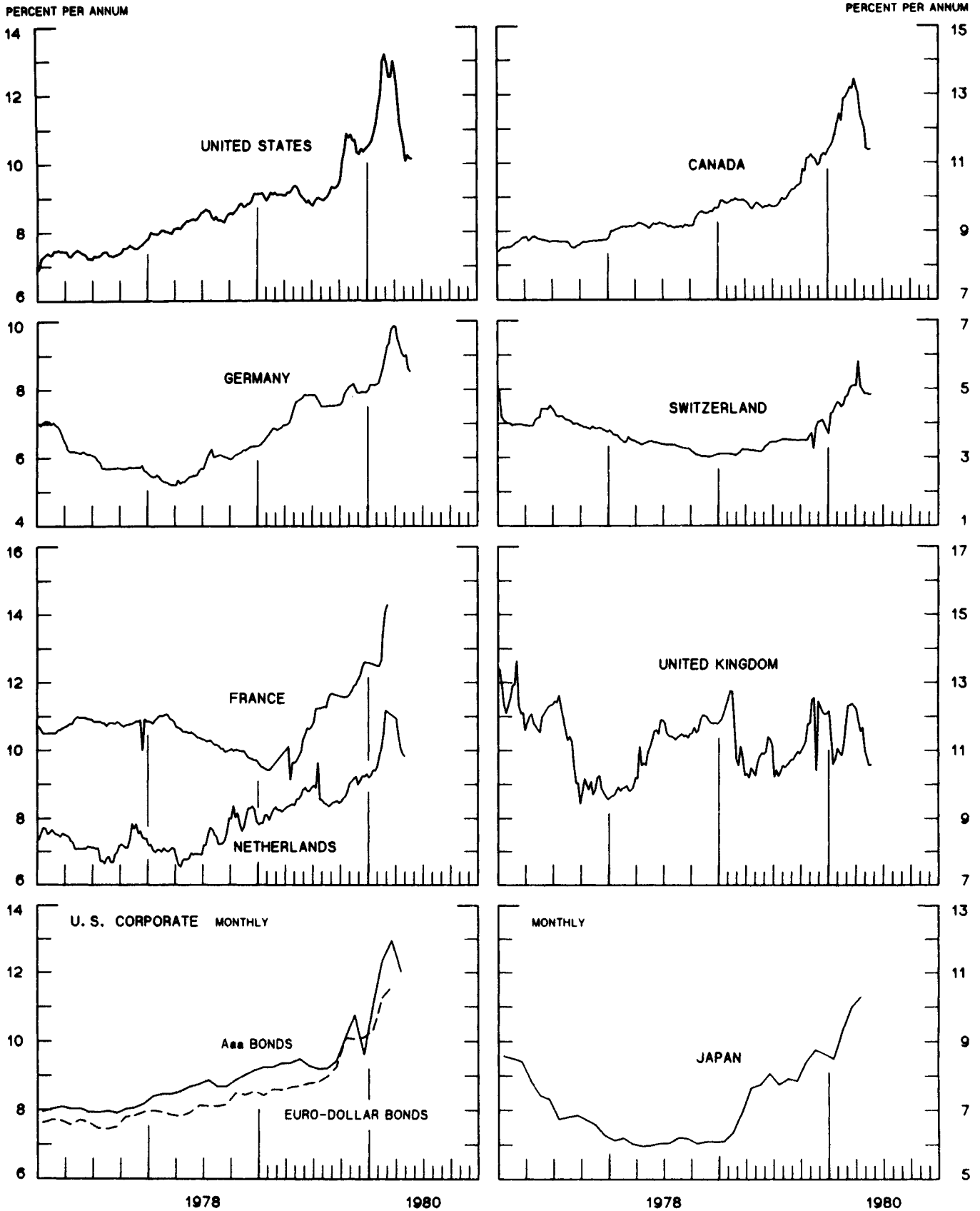
# INTEREST ARBITRAGE: 3-MONTH FUNDS

DIFFERENTIAL: PLUS(+), INDICATES FAVOR DOLLAR ASSETS  
AVERAGES FOR WEEK ENDING WEDNESDAY



1 PERCENT ON DIFFERENTIAL SCALE = 2 PERCENT ON RATE SCALE

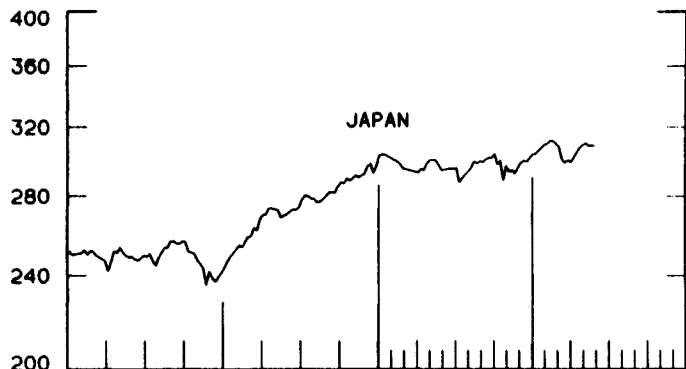
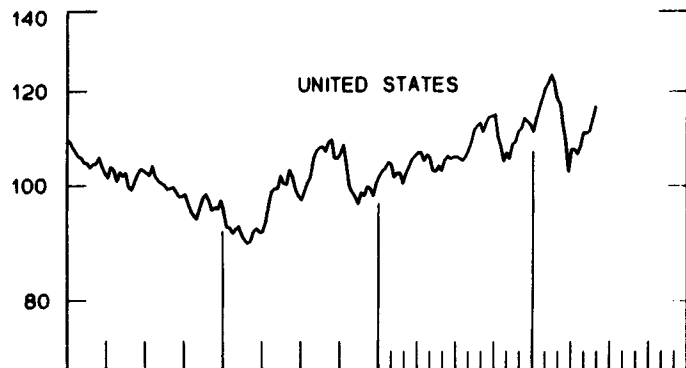
CHART 9  
**LONG-TERM GOVERNMENT BOND YIELDS**  
 WEEKLY SERIES



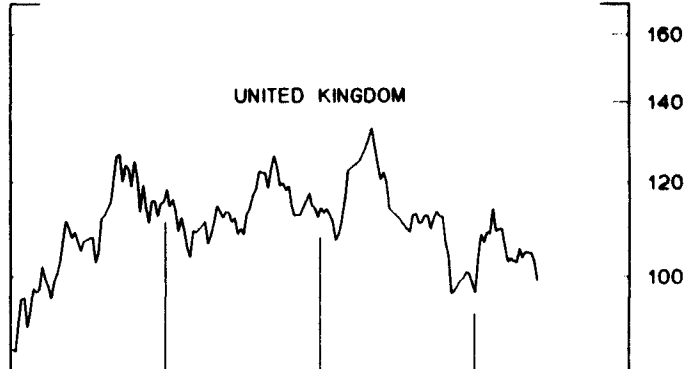
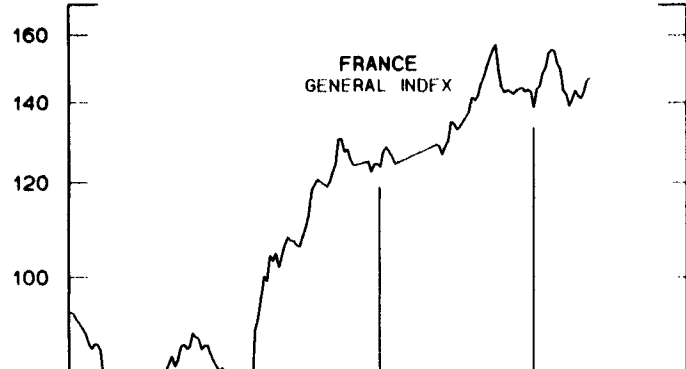
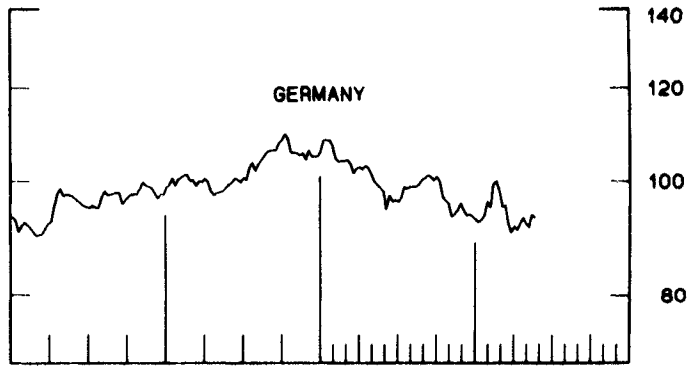
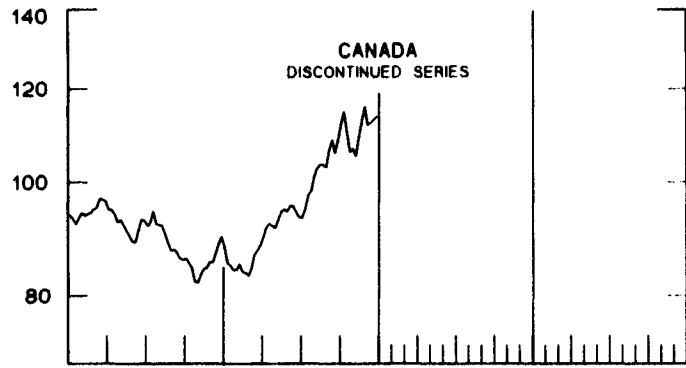
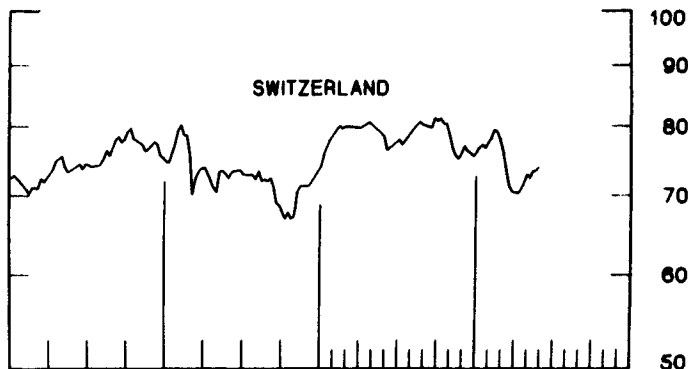
# INDUSTRIAL STOCK INDICES

WEEKLY SERIES

RATIO SCALE  
1969=100



RATIO SCALE  
1969=100



1978

1980

1978

1980

SERIES NAME

LAST VALUE PLOTTED  
DATE VALUE

CHART 1. SPOT EXCHANGE RATES AND INDICES

WEEKLY AVERAGES, NOON BUYING RATES (U.S. CENTS)

GERMAN MARK	JUNE	4	56.25
JAPANESE YEN	JUNE	4	0.44866
DUTCH GUILDER	JUNE	4	51.18
U.K. POUND	JUNE	4	232.99
CANADIAN DOLLAR	JUNE	4	86.25
FRENCH FRANC	JUNE	4	24.16
SWISS FRANC	JUNE	4	60.41
BELGIAN FRANC	JUNE	4	3.51667
ITALIAN LIRA	JUNE	4	0.11961

INDICES, MARCH 1973 BASE RATES = 100

GERMAN MARK	JUNE	4	158.24
JAPANESE YEN	JUNE	4	117.47
DUTCH GUILDER	JUNE	4	146.92
U.K. POUND	JUNE	4	94.24
CANADIAN DOLLAR	JUNE	4	85.97
FRENCH FRANC	JUNE	4	108.85
SWISS FRANC	JUNE	4	194.36
BELGIAN FRANC	JUNE	4	138.57
ITALIAN LIRA	JUNE	4	67.95

WEIGHTED AVERAGE EXCHANGE VALUE INDICES, MAR 1973 = 100  
(G-10 COUNTRIES PLUS SWITZERLAND)

U.S. DOLLAR	JUNE	4	85.96
GERMAN MARK	JUNE	4	150.16
JAPANESE YEN	JUNE	4	104.81
DUTCH GUILDER	JUNE	4	132.86
U.K. POUND	JUNE	4	82.12
CANADIAN DOLLAR	JUNE	4	74.73
FRENCH FRANC	JUNE	4	96.25
SWISS FRANC	JUNE	4	175.28
BELGIAN FRANC	JUNE	4	124.37
ITALIAN LIRA	JUNE	4	58.03
SWEDISH KRONA	JUNE	4	93.63

CHART 2. 3-MONTH FORWARD EXCHANGE RATES, PREMIUM OR DISCOUNT

CANADIAN DOLLAR	JUNE	4	-1.48
U.K. POUND	JUNE	4	-6.36
GERMAN MARK	JUNE	4	0.60
FRENCH FRANC	JUNE	4	-2.51
SWISS FRANC	JUNE	4	4.78
DUTCH GUILDER	JUNE	4	-0.92
JAPANESE YEN	JUNE	4	-2.44
ITALIAN LIRA	JUNE	4	-8.52

SERIES NAME	LAST VALUE PLOTTED	
	DATE	VALUE
<b>CHART 3. GOLD PRICE IN LONDON, AFTERNOON FIXING</b>		
U.S. DOLLARS PER FINE OUNCE	JUNE 4	548.12
<b>CHART 4. CALL MONEY RATES</b>		
U.S. FEDERAL FUNDS	JUNE 4	10.74
OVERNIGHT EURO-DOLLAR DEPOSITS	JUNE 4	9.88
U.K. 2-DAY LOCAL AUTHORITY DEPOSITS	JUNE 6	16.75
CANADA	MAY 23	13.25
GERMANY	JUNE 6	9.80
EURC-DM	JUNE 6	9.68
JAPAN	JUNE 6	12.63
FRANCE	JUNE 6	12.38
NETHERLANDS	MAY 16	11.15
EURO-SWISS FRANC	JUNE 6	7.90
<b>CHART 5. 3-MONTH INTEREST RATES</b>		
U.S. 90-DAY CD'S, SECONDARY MARKET	JUNE 4	8.88
GERMAN INTERBANK LOAN	JUNE 4	10.18
JAPANESE BANK LOANS & DISCOUNTS	JUNE 4	13.69
CANADIAN FINANCE PAPER	JUNE 4	11.87
INTERBANK STERLING	JUNE 4	16.82
SWISS INTERBANK LOAN	JUNE 4	5.52
WEIGHTED AVERAGE FOREIGN INTEREST RATE (G-10 COUNTRIES PLUS SWITZERLAND)	JUNE 4	12.51
<b>CHART 6. EURO-DOLLAR DEPOSIT RATES: LONDON</b>		
OVERNIGHT	JUNE 4	9.88
7-DAY	JUNE 4	9.88
1-MONTH	JUNE 4	10.05
3-MONTH	JUNE 4	10.08
6-MONTH	JUNE 4	10.15
1-YEAR	JUNE 4	10.14
<b>CHART 7. SELECTED EURO-DOLLAR AND U.S. MONEY MARKET RATES</b>		
OVERNIGHT EURO-DOLLAR DEPOSITS	JUNE 4	9.88
U.S. FEDERAL FUNDS	JUNE 4	10.74
DIFFERENTIAL ADJ. FOR RESERVE REQUIREMENTS	JUNE 4	-0.86
3-MONTH EURO-DOLLAR DEPOSIT RATE	JUNE 4	10.08
U.S. 90-DAY CD'S, SECONDARY MARKET	JUNE 4	8.88
DIFFERENTIAL	JUNE 4	1.20

SERIES NAME	LAST VALUE PLOTTED	
	DATE	VALUE
<b>CHART 8. INTEREST ARBITRAGE, 3-MONTH FUNDS</b>		
EURO-DOLLAR DEPOSIT	JUNE 4	10.08
INTERBANK STERLING (LONDON), COVERED	JUNE 4	10.20
DIFFERENTIAL	JUNE 4	-0.13
U.S. COMMERCIAL PAPER	JUNE 4	8.85
CANADIAN FINANCE PAPER, COVERED	JUNE 4	10.35
DIFFERENTIAL	JUNE 4	-1.50
EURO-DOLLAR DEPOSIT	JUNE 4	10.08
INTERBANK DM (FRANKFURT), COVERED	JUNE 4	10.80
DIFFERENTIAL	JUNE 4	-0.72
EURO-DOLLAR DEPOSIT	JUNE 4	10.08
SWISS INTERBANK, COVERED	JUNE 4	10.37
DIFFERENTIAL	JUNE 4	-0.30

**CHART 9. LONG TERM GOVERNMENT BOND YIELDS**

UNITED STATES	JUNE 6	10.07
GERMANY	MAY 30	8.37
JAPAN (MONTHLY)	MAY	8.76
SWITZERLAND	MAY 30	4.82
CANADA	MAY 23	11.39
FRANCE	MARCH 7	14.30
NETHERLANDS	MAY 16	9.86
UNITED KINGDOM	JUNE 6	11.05
<b>U.S. CCRPORATE</b>		
AAA BONDS	MAY	10.99
EURO-DM BONDS	DEC.	6.63
EURO-DOLLAR BONDS	APRIL	10.98

**CHART 10. INDUSTRIAL STOCK INDICES**

UNITED STATES	JUNE 6	118.89
JAPAN	JUNE 6	307.26
CANADA	DEC. 29	113.81
FRANCE	MAY 16	147.22
UNITED KINGDOM	JUNE 6	100.76
SWITZERLAND	JUNE 6	73.54
GERMANY	MAY 30	94.40