

Selected Interest & Exchange Rates

Weekly Series of Charts

May 19, 1980

**Prepared by the
FINANCIAL MARKETS
SECTION**

**DIVISION OF
INTERNATIONAL FINANCE**

**BOARD OF GOVERNORS
FEDERAL RESERVE SYSTEM
Washington, D.C. 20551**

Table of Contents

TABLES

1. LATEST FIGURES PLOTTED
2. DAILY CERTIFIED SPOT EXCHANGE RATES--
H.10 RELEASE

CHARTS

1. SPOT EXCHANGE RATE INDICES
2. 3-MONTH FORWARD EXCHANGE RATES
3. GOLD PRICE--LONDON
4. CALL MONEY RATES
5. 3-MONTH INTEREST RATES
6. EURO-DOLLAR DEPOSIT RATES
7. SELECTED EURO-DOLLAR AND
U.S. MONEY MARKET RATES
8. INTEREST ARBITRAGE: 3-MONTH FUNDS
9. LONG-TERM GOVERNMENT BOND YIELDS
10. INDUSTRIAL STOCK INDICES

SUBSCRIPTION RATES:

Weekly \$15.00 per year or \$.40 each in the United States, its possessions, Canada, and Mexico; 10 or more of the same issue to one address, \$13.50 per year or \$.35 each. Elsewhere, \$20.00 per year or \$.50 each. Address requests to Publications Services, Division of Administrative Services, and make payment remittance payable to the order of the Board of Governors of the Federal Reserve System in a form collectible at par in U.S. Currency.

CHART 1

SPOT EXCHANGE INDICES

DOLLAR PRICES OF FOREIGN CURRENCIES AND WEIGHTED AVERAGE VALUES (THIN LINE)
AVERAGES FOR WEEK ENDING WEDNESDAY

RATIO SCALE
MARCH 1973=100

RATIO SCALE
MARCH 1973=100

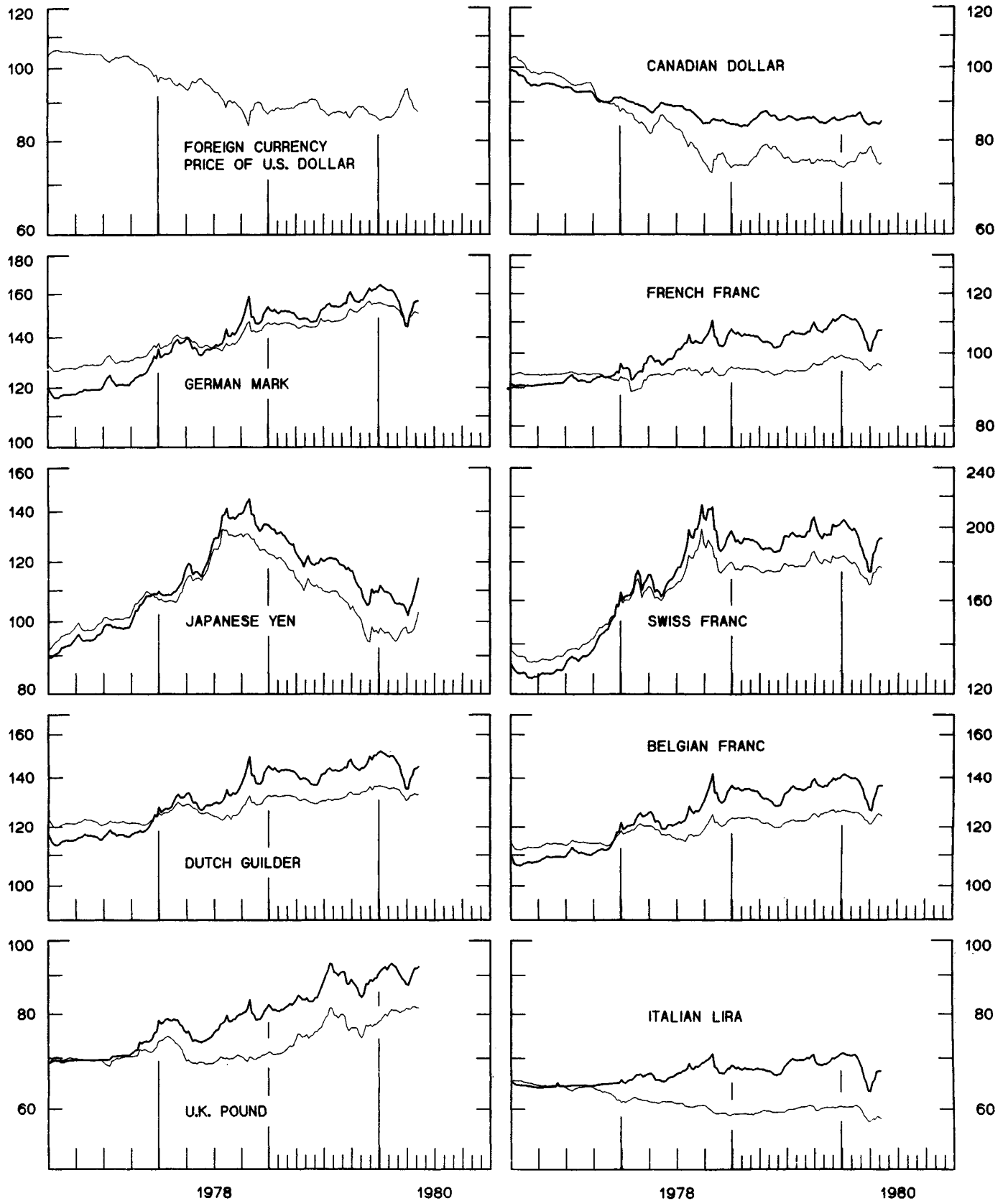


CHART 2
3-MONTH FORWARD EXCHANGE RATES
 PREMIUM (+) OR (-)
 AVERAGES FOR WEEK ENDING WEDNESDAY

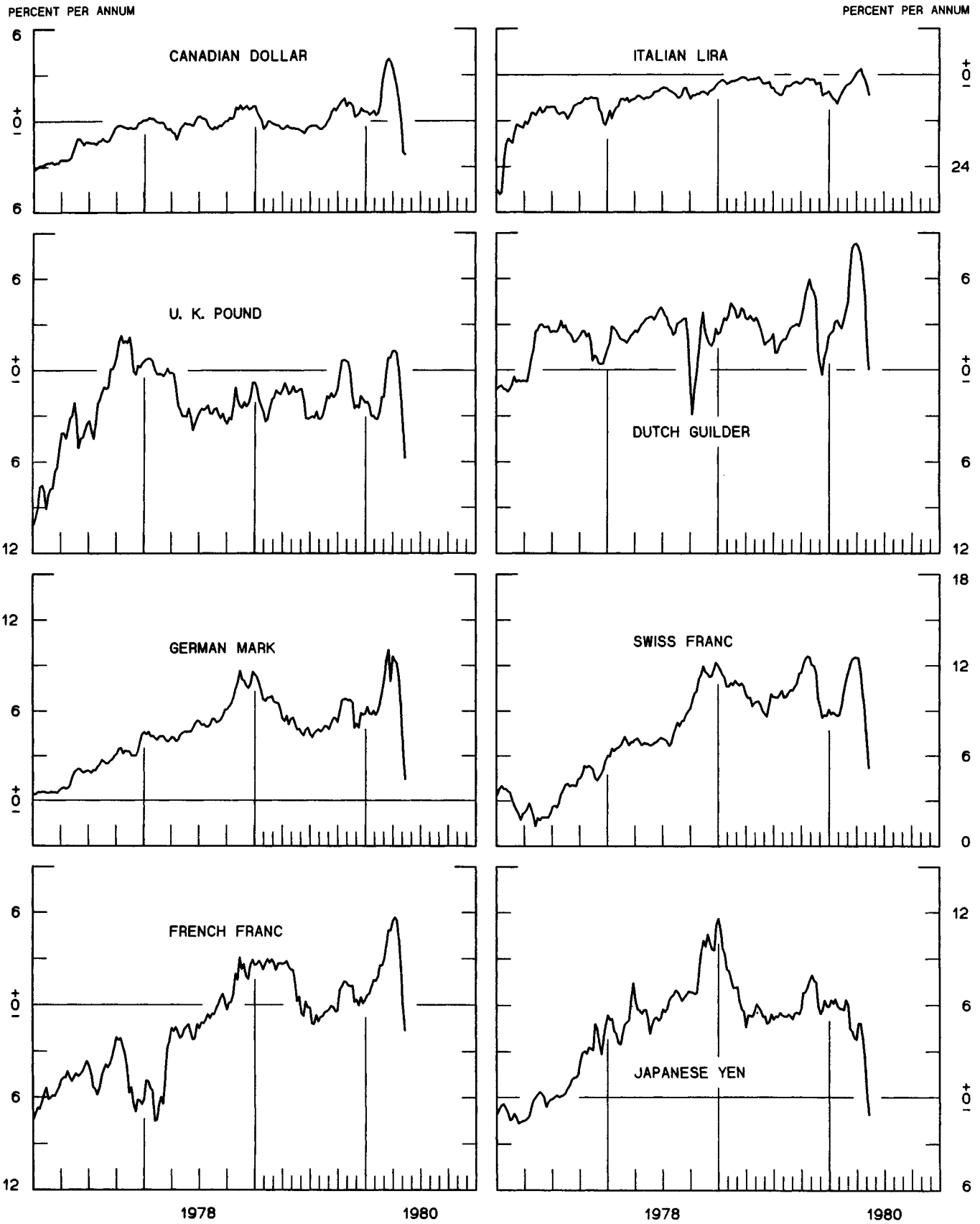
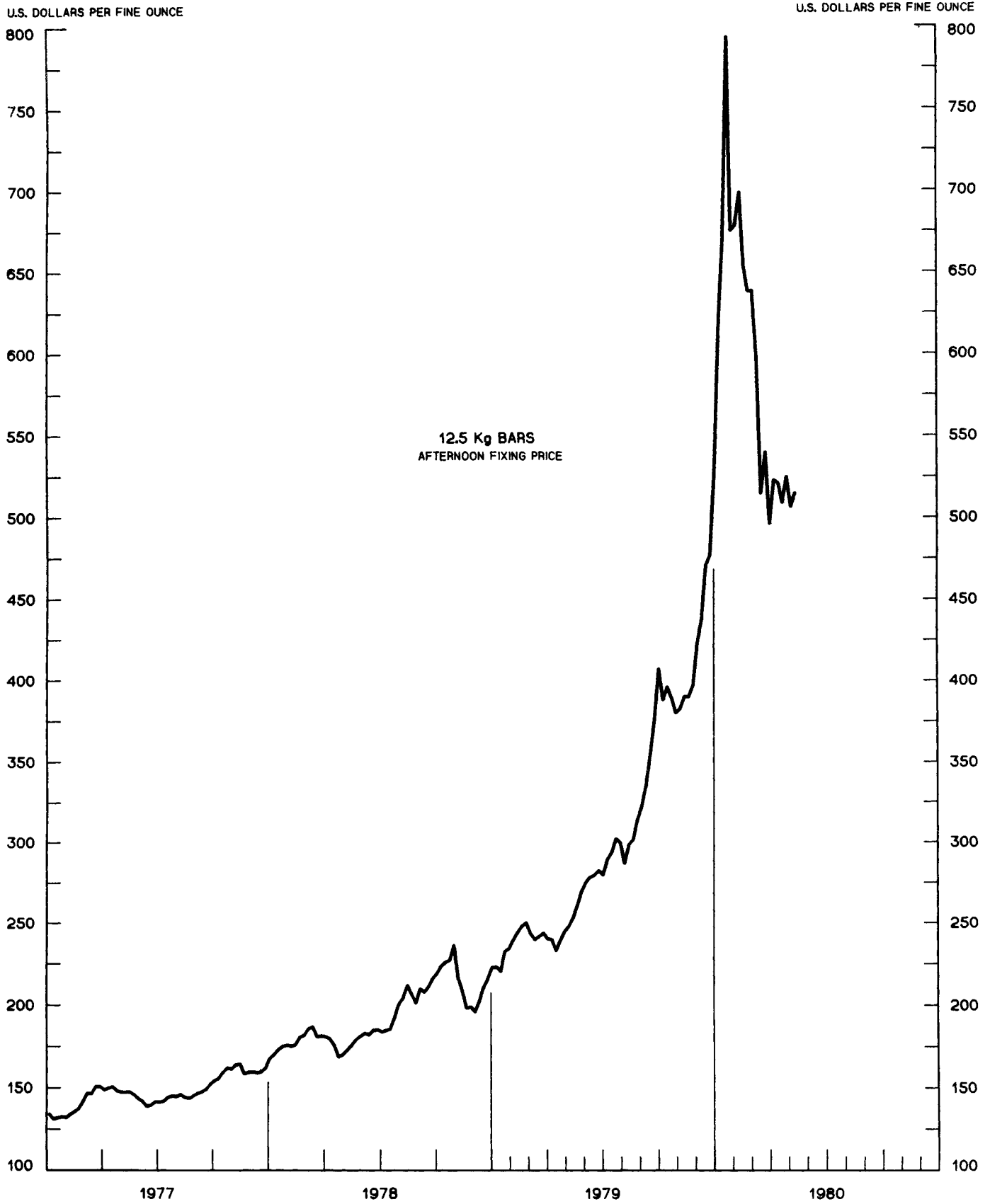


CHART 3
PRICE OF GOLD IN LONDON
AVERAGES FOR WEEK ENDING WEDNESDAY



12.5 Kg BARS
AFTERNOON FIXING PRICE

CHART 4
CALL MONEY RATES
 WEEKLY SERIES

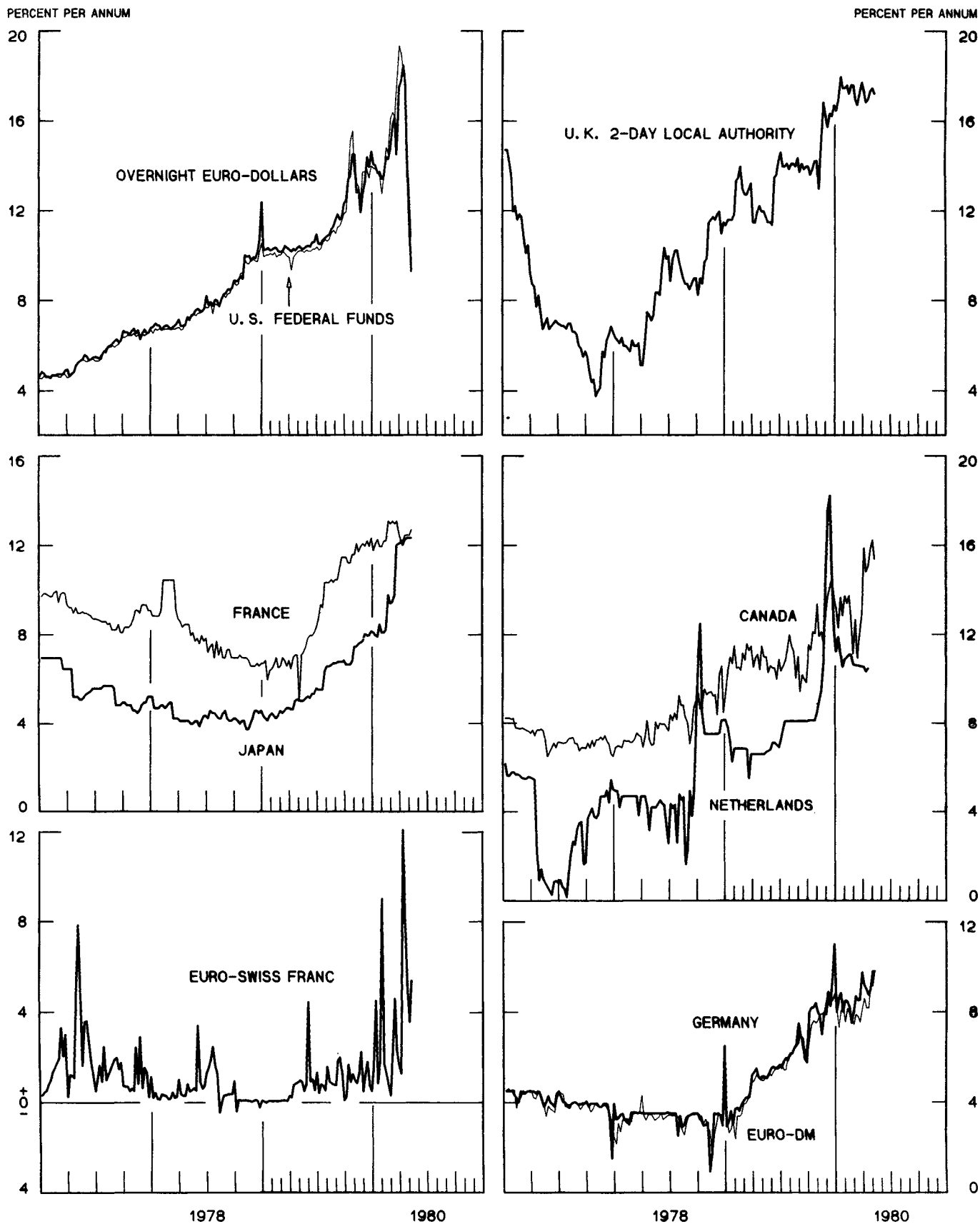


CHART 5
3-MONTH INTEREST RATES
 WEEKLY SERIES

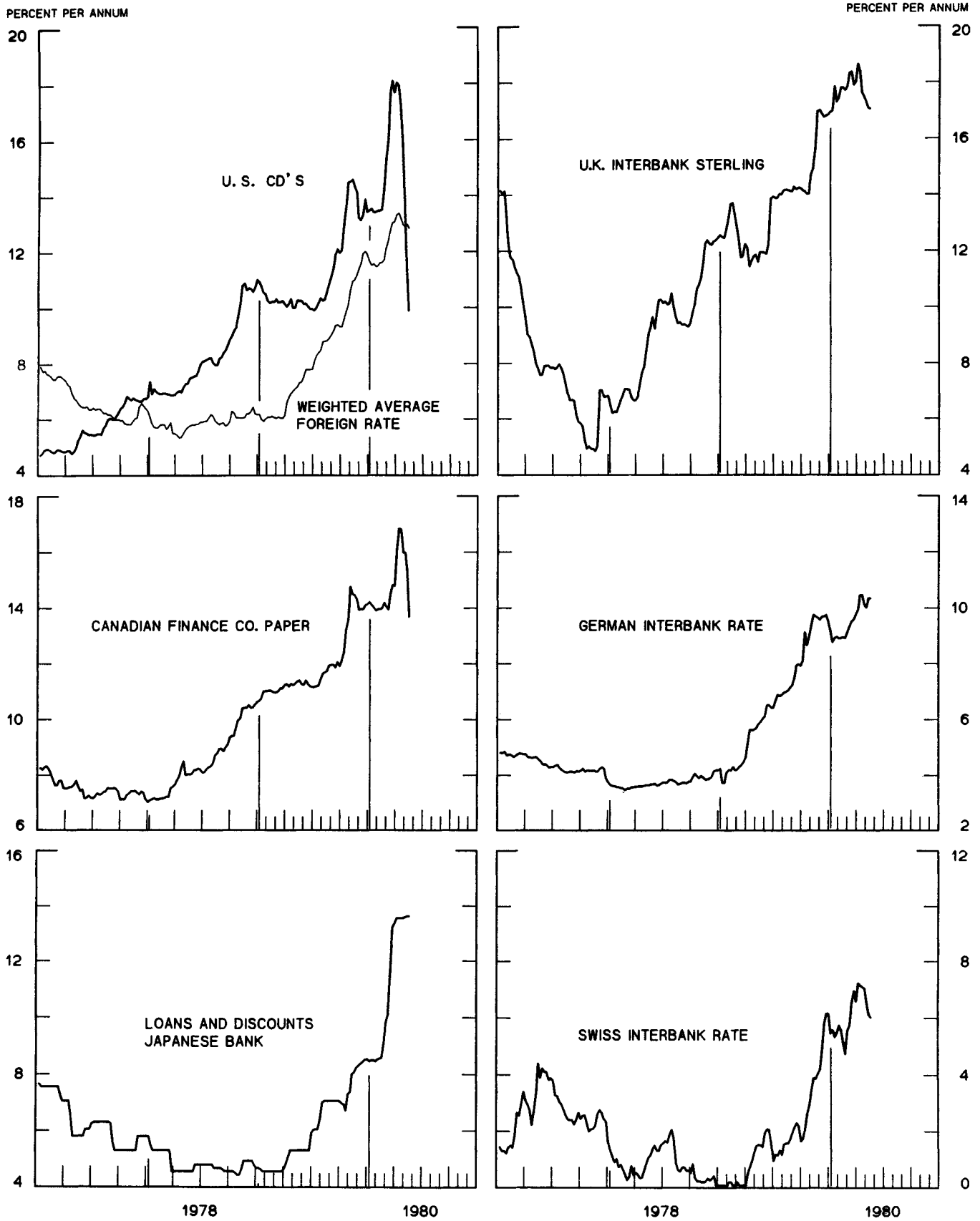


CHART 6
EURO-DOLLAR DEPOSIT RATES LONDON
AVERAGES FOR WEEK ENDING WEDNESDAY

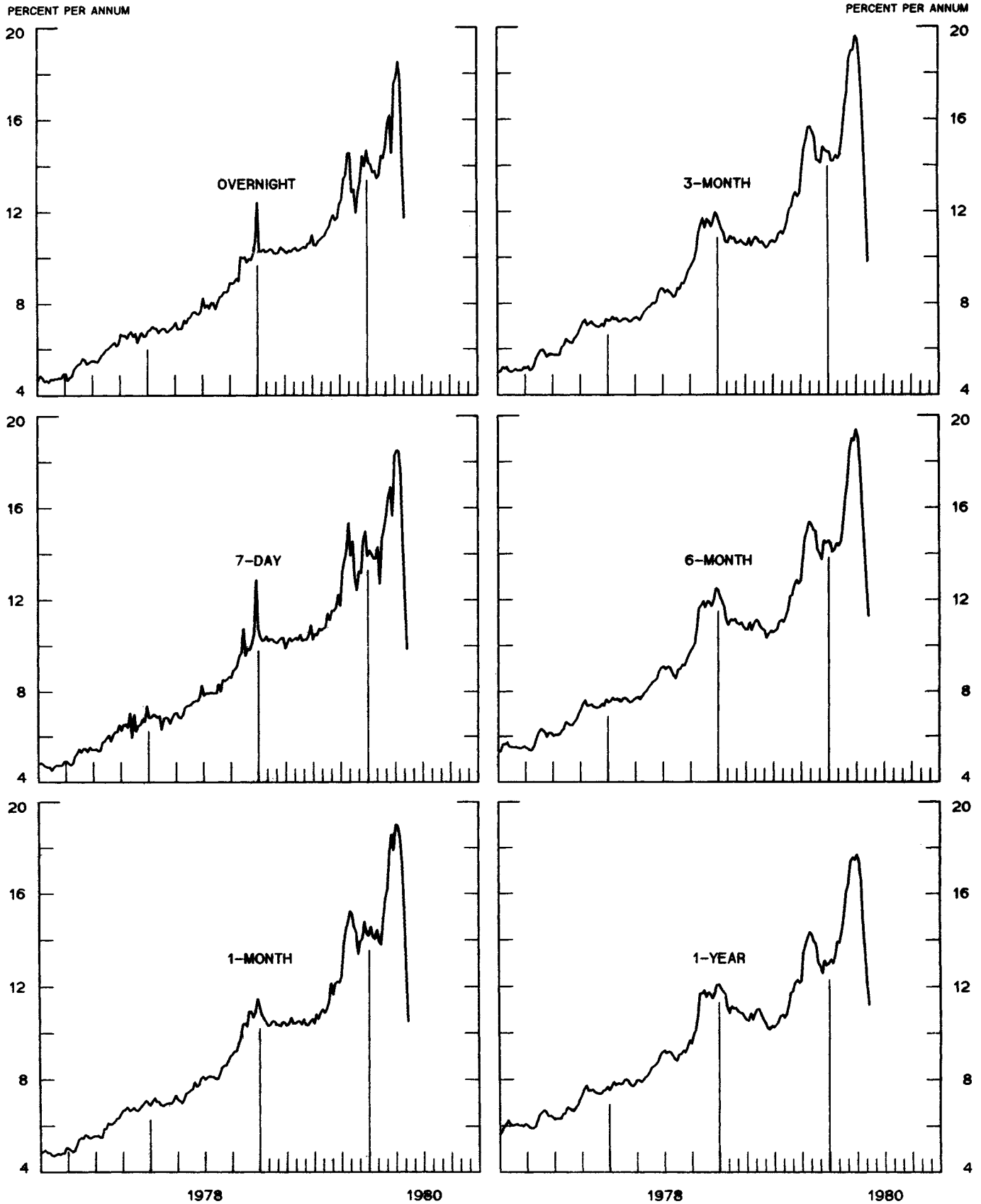
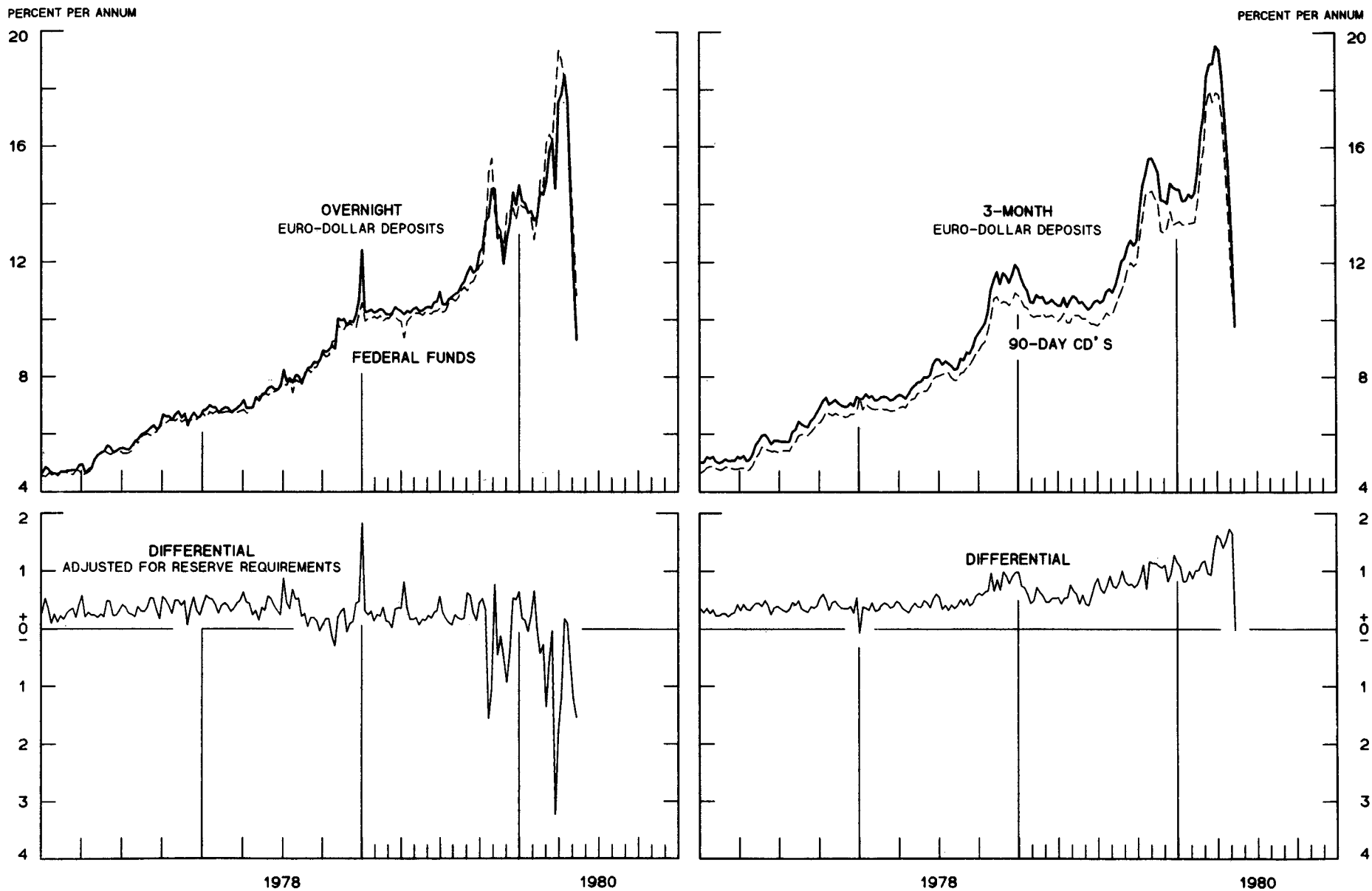


CHART 7
SELECTED EURO-DOLLAR AND U. S. MONEY MARKET RATES

DIFFERENTIAL: PLUS(+), FAVORS BORROWING IN U. S.
 AVERAGES FOR WEEK ENDING WEDNESDAY

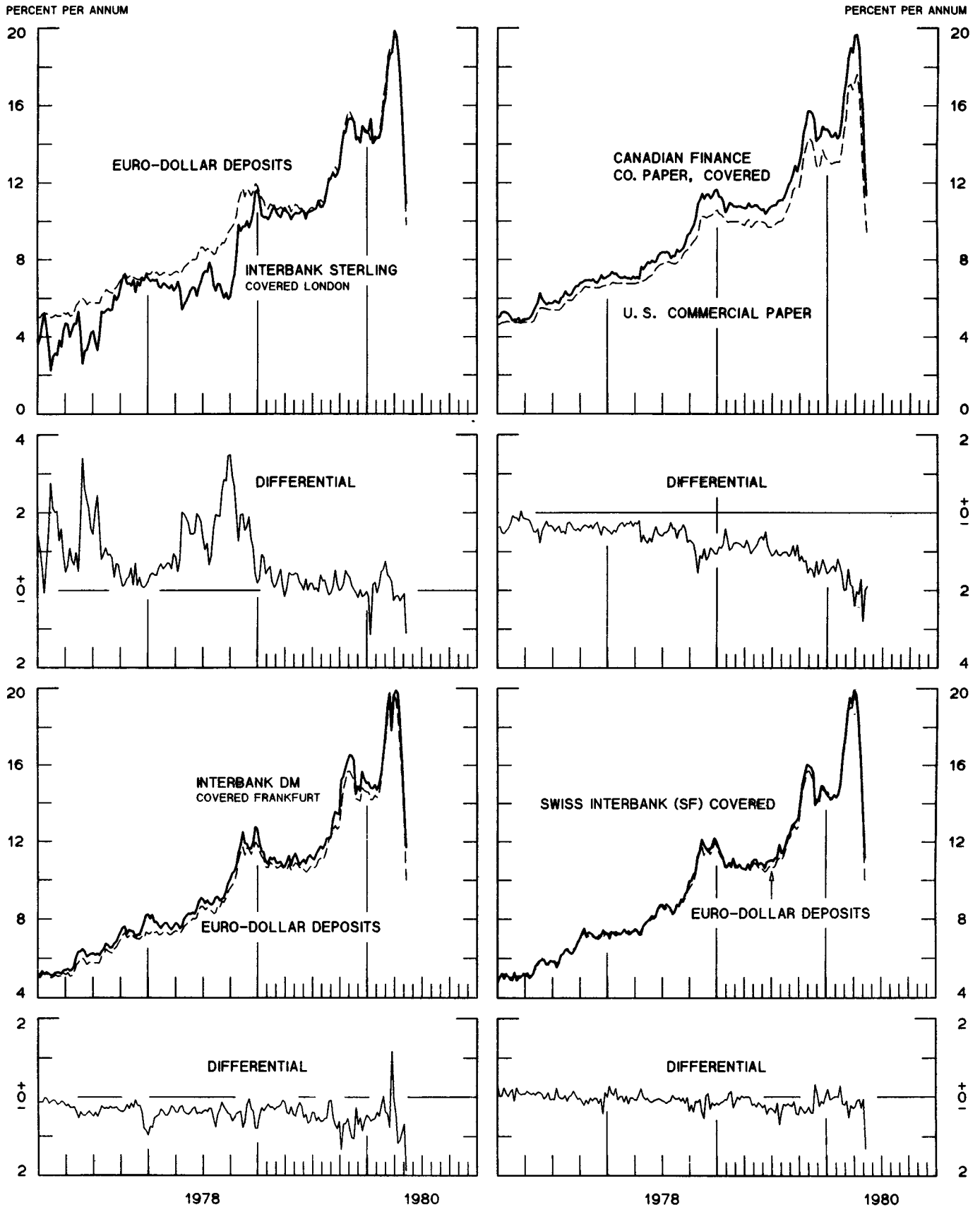


1 PERCENT ON DIFFERENTIAL SCALE = 2 PERCENT ON RATE SCALE

CHART 8

INTEREST ARBITRAGE: 3-MONTH FUNDS

DIFFERENTIAL: PLUS(+), INDICATES FAVOR DOLLAR ASSETS
AVERAGES FOR WEEK ENDING WEDNESDAY



1 PERCENT ON DIFFERENTIAL SCALE = 2 PERCENT ON RATE SCALE

CHART 9
LONG-TERM GOVERNMENT BOND YIELDS
 WEEKLY SERIES

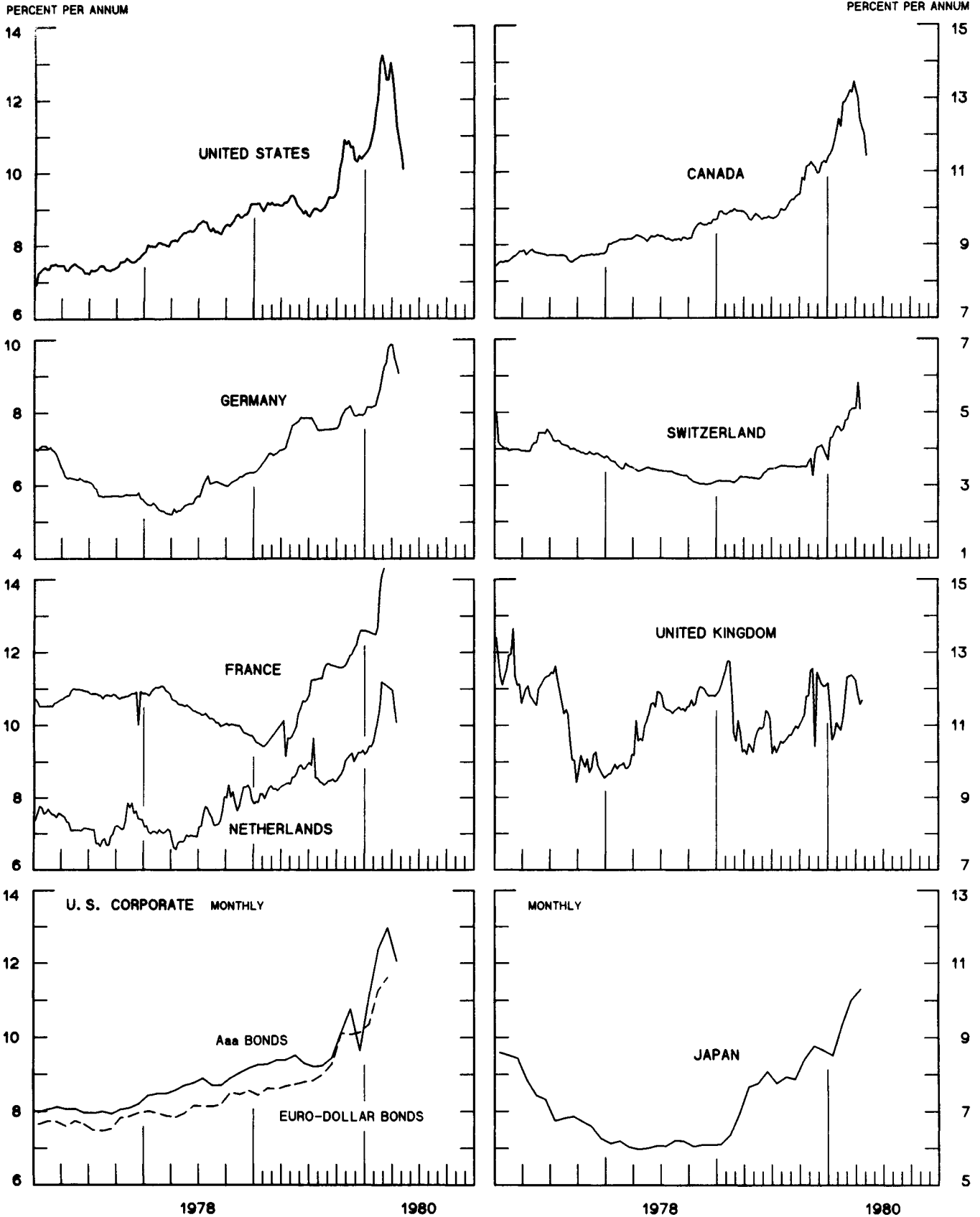
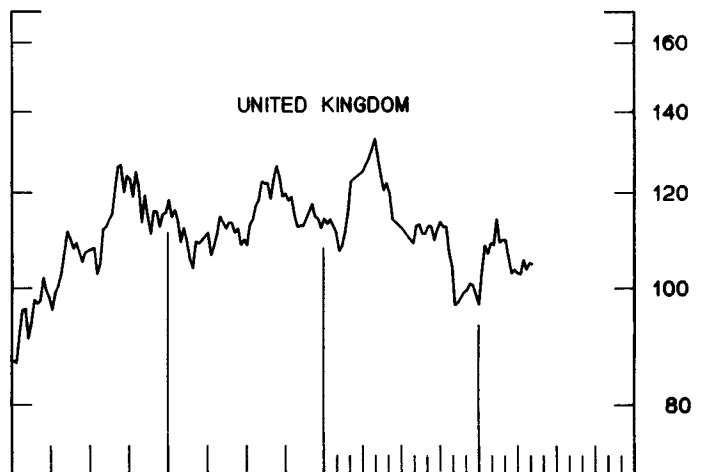
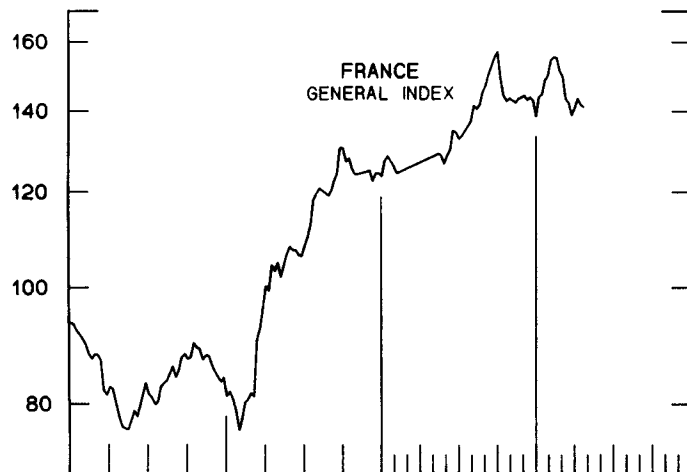
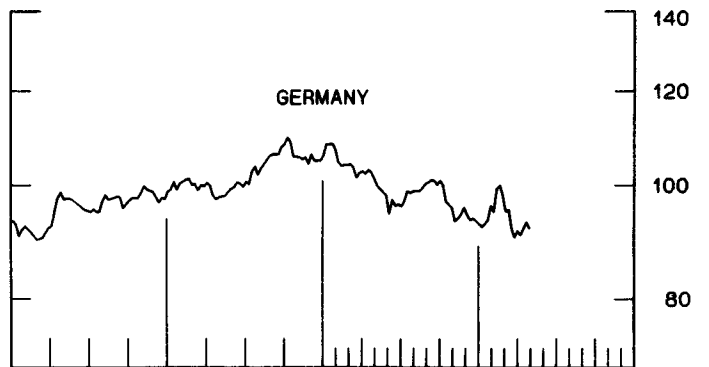
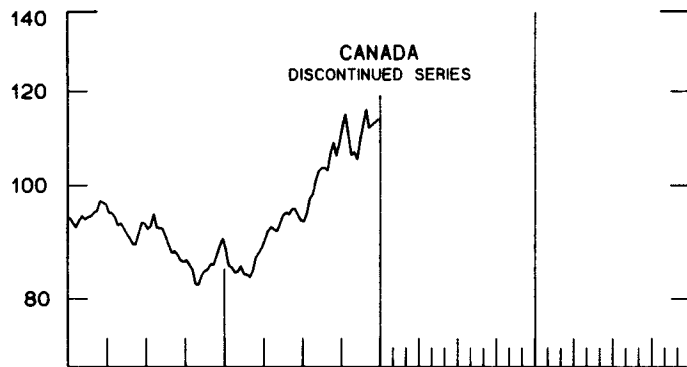
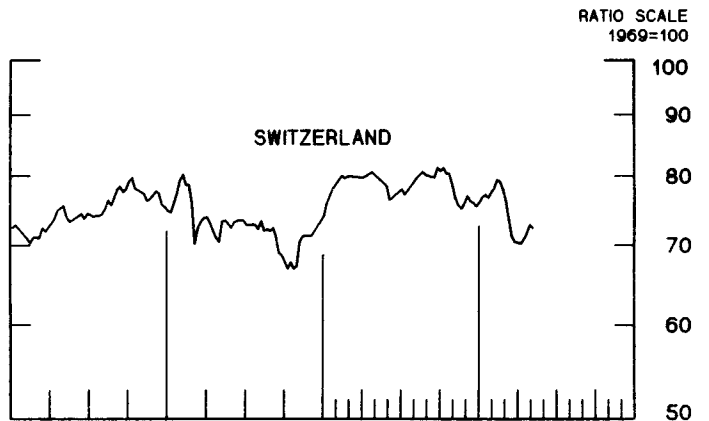
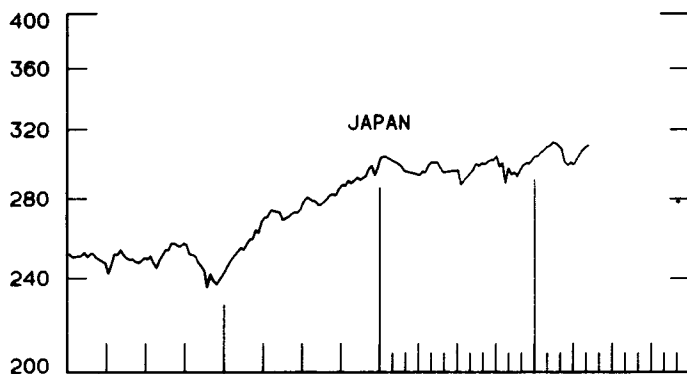
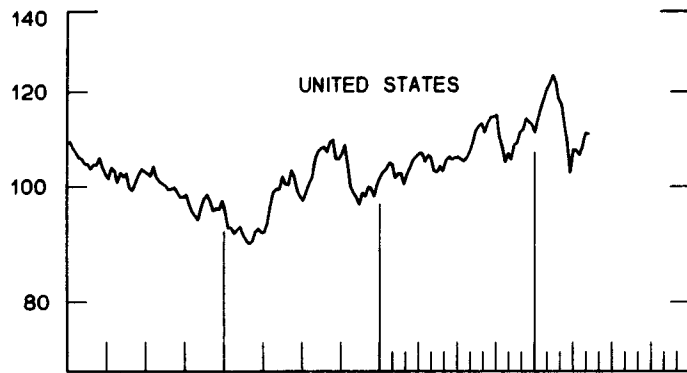


CHART 10
INDUSTRIAL STOCK INDICES
 WEEKLY SERIES

RATIO SCALE
 1969=100



1978

1980

1978

1980

SERIES NAME

LAST VALUE PLOTTED
DATE VALUE

CHART 1. SPOT EXCHANGE RATES AND INDICES

WEEKLY AVERAGES, NOON BUYING RATES (U.S. CENTS)

GERMAN MARK	MAY 14	55.68
JAPANESE YEN	MAY 14	0.43573
DUTCH GUILDER	MAY 14	50.50
U.K. POUND	MAY 14	228.19
CANADIAN DOLLAR	MAY 14	84.89
FRENCH FRANC	MAY 14	23.78
SWISS FRANC	MAY 14	60.01
BELGIAN FRANC	MAY 14	3.45621
ITALIAN LIRA	MAY 14	0.11808

INDICES, MARCH 1973 BASE RATES = 100

GERMAN MARK	MAY 14	156.64
JAPANESE YEN	MAY 14	114.09
DUTCH GUILDER	MAY 14	144.96
U.K. POUND	MAY 14	92.29
CANADIAN DOLLAR	MAY 14	84.61
FRENCH FRANC	MAY 14	107.17
SWISS FRANC	MAY 14	193.06
BELGIAN FRANC	MAY 14	136.19
ITALIAN LIRA	MAY 14	67.08

WEIGHTED AVERAGE EXCHANGE VALUE INDICES, MAR 1973 = 100
(G-10 COUNTRIES PLUS SWITZERLAND)

U.S. DOLLAR	MAY 14	87.35
GERMAN MARK	MAY 14	150.60
JAPANESE YEN	MAY 14	102.91
DUTCH GUILDER	MAY 14	132.74
U.K. POUND	MAY 14	81.38
CANADIAN DOLLAR	MAY 14	74.47
FRENCH FRANC	MAY 14	95.93
SWISS FRANC	MAY 14	176.34
BELGIAN FRANC	MAY 14	123.74
ITALIAN LIRA	MAY 14	58.02
SWEDISH KRONA	MAY 14	93.96

CHART 2. 3-MONTH FORWARD EXCHANGE RATES, PREMIUM OR DISCOUNT

CANADIAN DOLLAR	MAY 14	-2.21
U.K. POUND	MAY 14	-5.79
GERMAN MARK	MAY 14	1.40
FRENCH FRANC	MAY 14	-1.68
SWISS FRANC	MAY 14	5.12
DUTCH GUILDER	MAY 14	-0.01
JAPANESE YEN	MAY 14	-1.17
ITALIAN LIRA	MAY 14	-5.43

SERIES NAME	LAST VALUE PLOTTED DATE	VALUE
CHART 3. GOLD PRICE IN LONDON, AFTERNOON FIXING		
U.S. DOLLARS PER FINE OUNCE	MAY 14	514.85
CHART 4. CALL MONEY RATES		
U.S. FEDERAL FUNDS	MAY 14	10.85
OVERNIGHT EURO-DOLLAR DEPOSITS	MAY 14	9.31
U.K. 2-DAY LOCAL AUTHORITY DEPOSITS	MAY 9	17.25
CANADA	MAY 9	15.38
GERMANY	MAY 9	9.80
EURO-DM	MAY 9	9.79
JAPAN	MAY 9	12.38
FRANCE	MAY 9	12.75
NETHERLANDS	APRIL 18	10.50
EURO-SWISS FRANC	MAY 9	5.42
CHART 5. 3-MONTH INTEREST RATES		
U.S. 90-DAY CD'S, SECONDARY MARKET	MAY 14	9.81
GERMAN INTERBANK LOAN	MAY 14	10.24
JAPANESE BANK LOANS & DISCOUNTS	MAY 14	13.56
CANADIAN FINANCE PAPER	MAY 14	13.60
INTERBANK STERLING	MAY 14	16.94
SWISS INTERBANK LOAN	MAY 14	5.92
WEIGHTED AVERAGE FOREIGN INTEREST RATE (G-10 COUNTRIES PLUS SWITZERLAND)	MAY 14	12.75
CHART 6. EURO-DOLLAR DEPOSIT RATES: LONDON		
OVERNIGHT	MAY 14	9.31
7-DAY	MAY 14	9.85
1-MONTH	MAY 14	10.49
3-MONTH	MAY 14	11.16
6-MONTH	MAY 14	11.26
1-YEAR	MAY 14	11.19
CHART 7. SELECTED EURO-DOLLAR AND U.S. MONEY MARKET RATES		
OVERNIGHT EURO-DOLLAR DEPOSITS	MAY 14	9.31
U.S. FEDERAL FUNDS	MAY 14	10.85
DIFFERENTIAL ADJ. FOR RESERVE REQUIREMENTS	MAY 14	-1.54
3-MONTH EURO-DOLLAR DEPOSIT RATE	MAY 14	11.16
U.S. 90-DAY CD'S, SECONDARY MARKET	MAY 14	9.81
DIFFERENTIAL	MAY 14	1.35

SERIES NAME

LAST VALUE PLOTTED
DATE VALUE

CHART 8. INTEREST ARBITRAGE, 3-MONTH FUNDS

EURO-DOLLAR DEPOSIT	MAY 14	11.16
INTERBANK STERLING (LONDON), COVERED	MAY 14	10.90
DIFFERENTIAL	MAY 14	0.26
U.S. COMMERCIAL PAPER	MAY 14	9.41
CANADIAN FINANCE PAPER, COVERED	MAY 14	11.31
DIFFERENTIAL	MAY 14	-1.90
EURO-DOLLAR DEPOSIT	MAY 14	11.16
INTERBANK DM (FRANKFURT), COVERED	MAY 14	11.67
DIFFERENTIAL	MAY 14	-0.51
EURO-DOLLAR DEPOSIT	MAY 14	11.16
SWISS INTERBANK, COVERED	MAY 14	11.12
DIFFERENTIAL	MAY 14	0.05

CHART 9. LONG TERM GOVERNMENT BOND YIELDS

UNITED STATES	MAY 9	10.08
GERMANY	APRIL 25	9.06
JAPAN (MONTHLY)	APRIL	10.30
SWITZERLAND	APRIL 18	5.07
CANADA	MAY 9	11.41
FRANCE	MARCH 7	14.30
NETHERLANDS	APRIL 18	10.06
UNITED KINGDOM	APRIL 25	11.68

U.S. CORPORATE

AAA BONDS	APRIL	12.04
EURO-DM BONDS	DEC.	6.63
EURO-DOLLAR BONDS	MARCH	11.61

CHART 10. INDUSTRIAL STOCK INDICES

UNITED STATES	MAY 9	110.80
JAPAN	MAY 9	310.80
CANADA	DEC. 29	113.81
FRANCE	APRIL 25	141.30
UNITED KINGDOM	MAY 9	104.67
SWITZERLAND	MAY 9	72.34
GERMANY	MAY 2	92.06