

Selected Interest & Exchange Rates

Weekly Series of Charts

May 12, 1980

**Prepared by the
FINANCIAL MARKETS
SECTION**

**DIVISION OF
INTERNATIONAL FINANCE**

**BOARD OF GOVERNORS
FEDERAL RESERVE SYSTEM
Washington, D.C. 20551**

Table of Contents

TABLES

1. LATEST FIGURES PLOTTED
2. DAILY CERTIFIED SPOT EXCHANGE RATES--
H.10 RELEASE

CHARTS

1. SPOT EXCHANGE RATE INDICES
2. 3-MONTH FORWARD EXCHANGE RATES
3. GOLD PRICE--LONDON
4. CALL MONEY RATES
5. 3-MONTH INTEREST RATES
6. EURO-DOLLAR DEPOSIT RATES
7. SELECTED EURO-DOLLAR AND
U.S. MONEY MARKET RATES
8. INTEREST ARBITRAGE: 3-MONTH FUNDS
9. LONG-TERM GOVERNMENT BOND YIELDS
10. INDUSTRIAL STOCK INDICES

SUBSCRIPTION RATES:

Weekly \$15.00 per year or \$.40 each in the United States, its possessions, Canada, and Mexico; 10 or more of the same issue to one address, \$13.50 per year or \$.35 each. Elsewhere, \$20.00 per year or \$.50 each. Address requests to Publications Services, Division of Administrative Services, and make payment remittance payable to the order of the Board of Governors of the Federal Reserve System in a form collectible at par in U.S. Currency.

SPOT EXCHANGE INDICES

DOLLAR PRICES OF FOREIGN CURRENCIES AND WEIGHTED AVERAGE VALUES (THIN LINE)
AVERAGES FOR WEEK ENDING WEDNESDAY

RATIO SCALE
MARCH 1973=100

RATIO SCALE
MARCH 1973=100

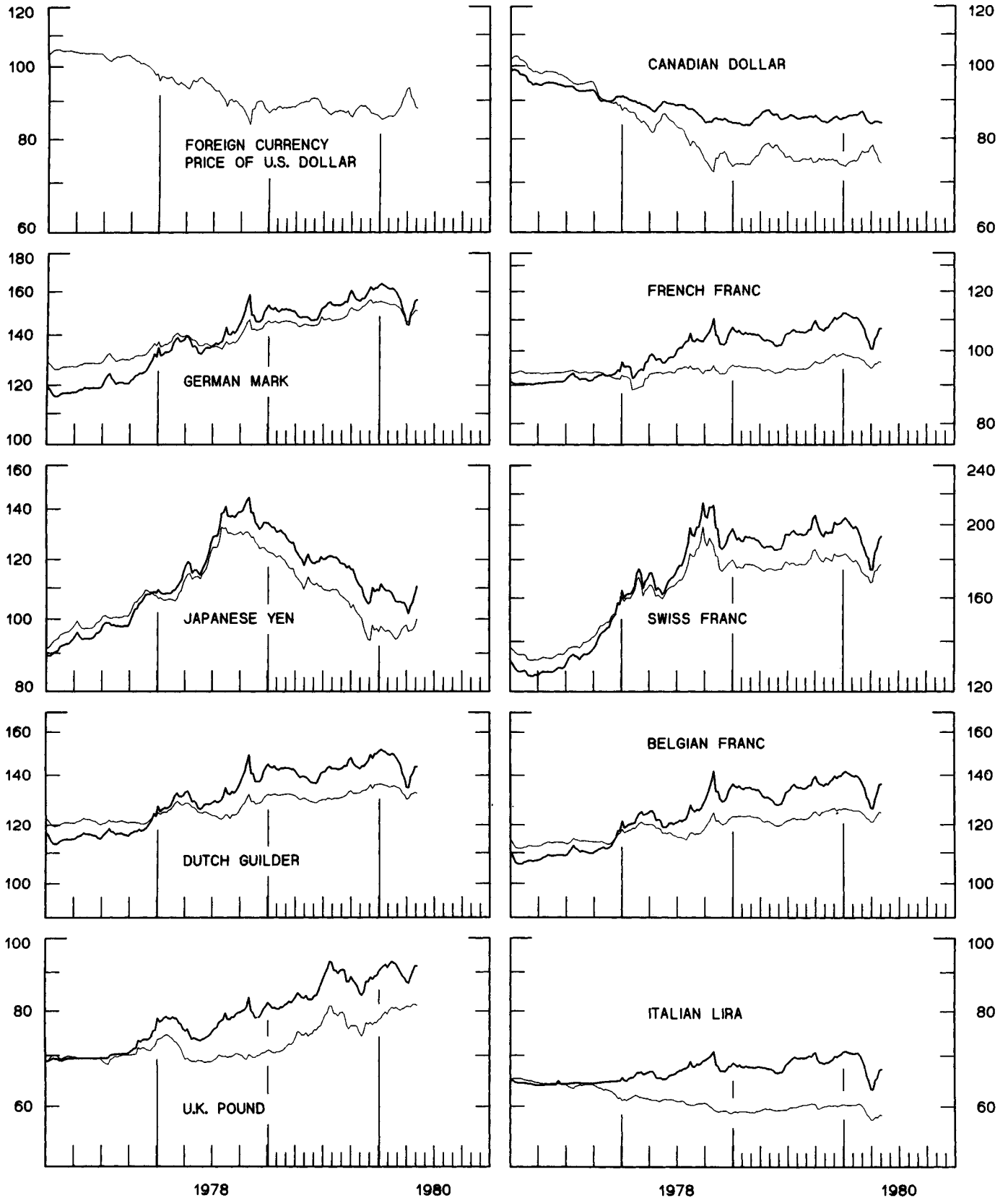


CHART 2
3-MONTH FORWARD EXCHANGE RATES

PREMIUM (+) OR (-)
 AVERAGES FOR WEEK ENDING WEDNESDAY

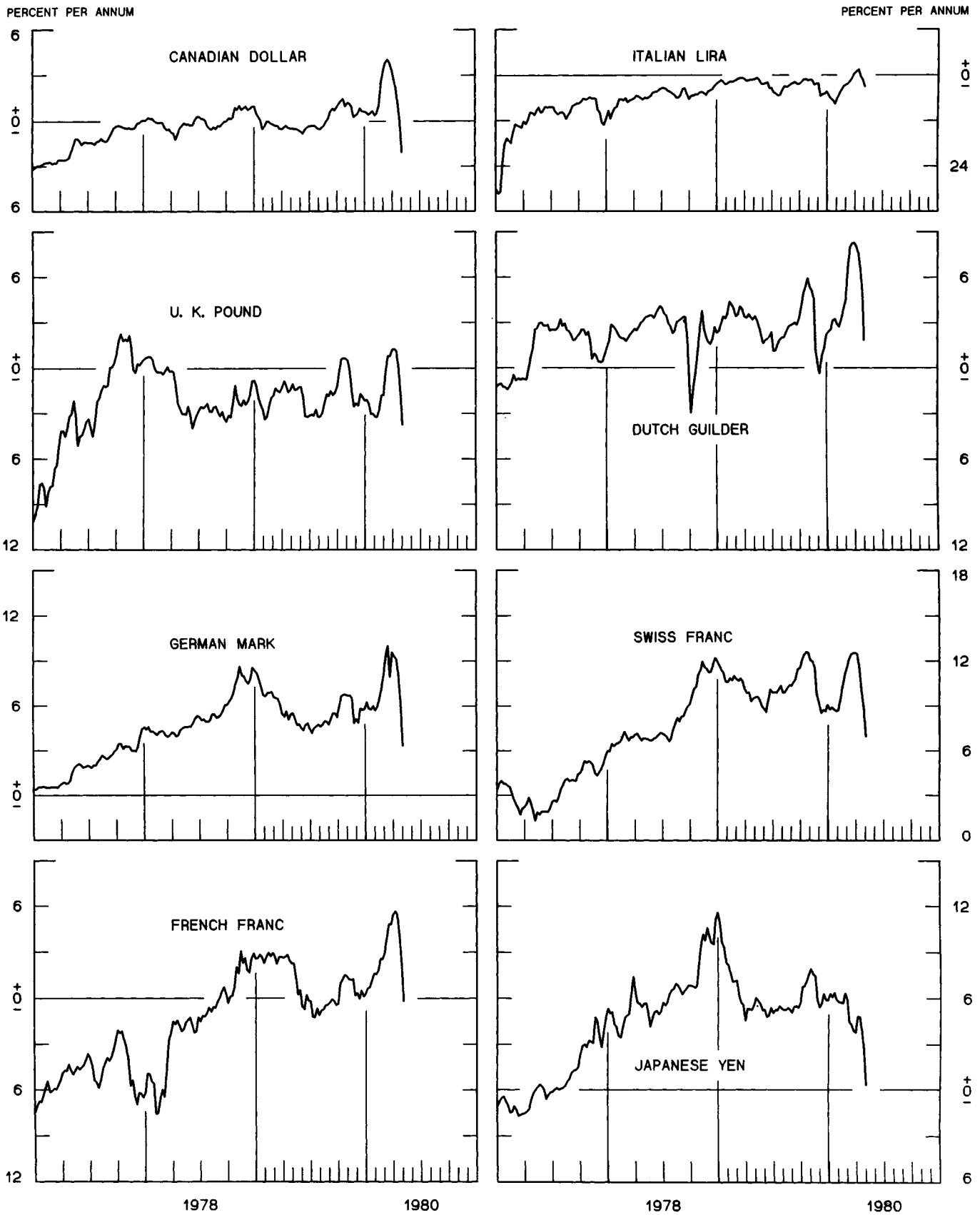


CHART 3
PRICE OF GOLD IN LONDON
AVERAGES FOR WEEK ENDING WEDNESDAY

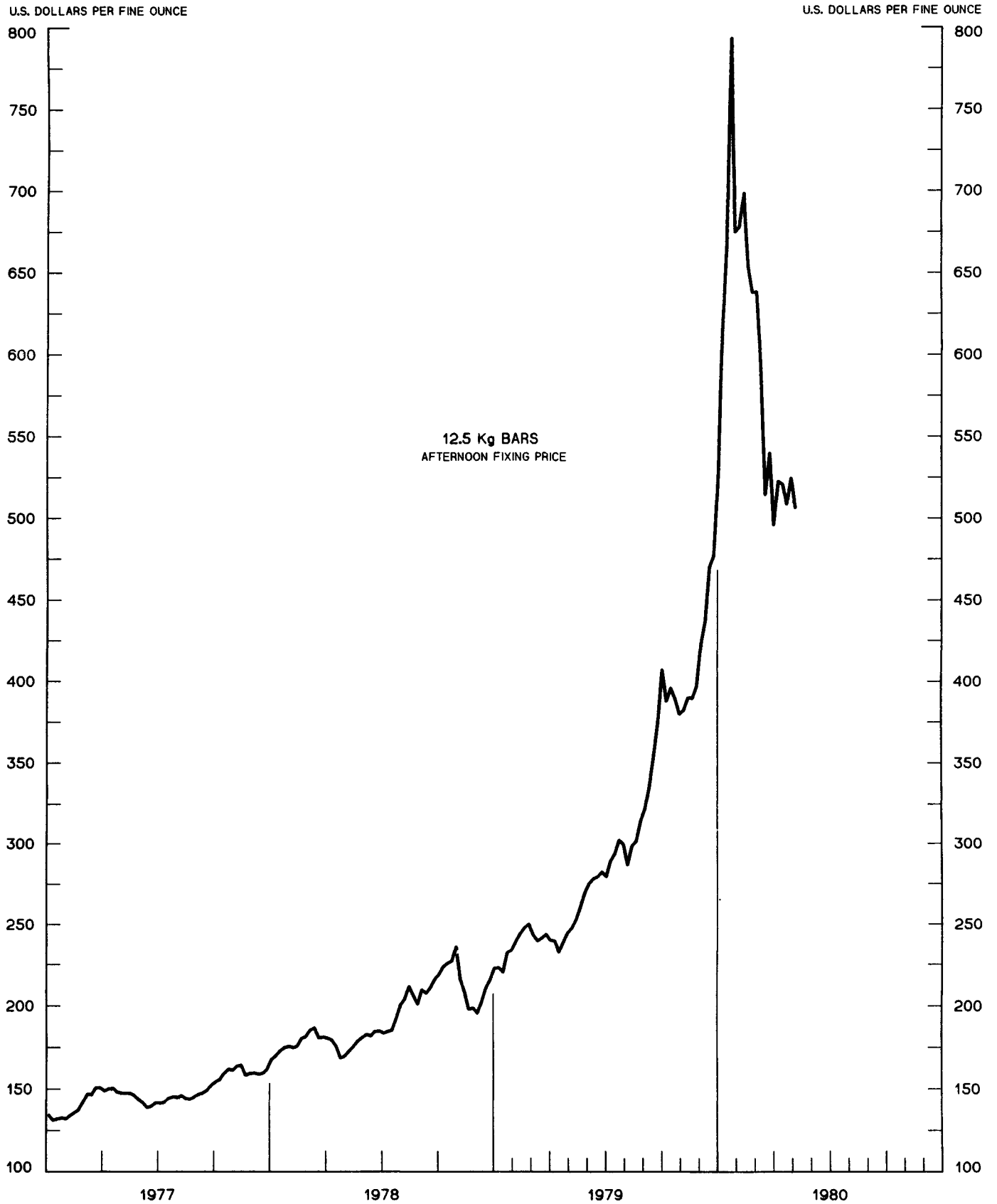


CHART 4
CALL MONEY RATES
 WEEKLY SERIES

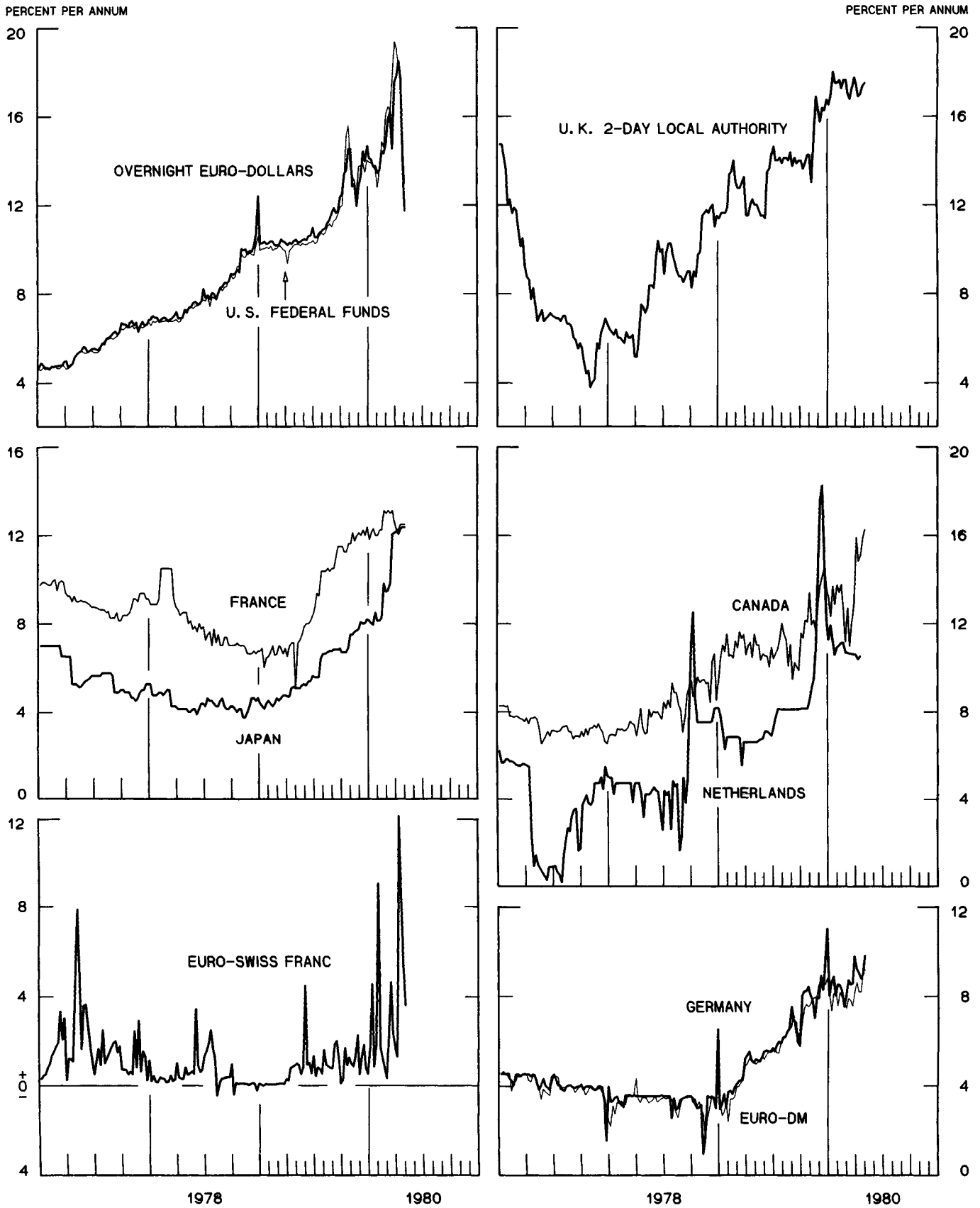


CHART 5
3-MONTH INTEREST RATES
 WEEKLY SERIES

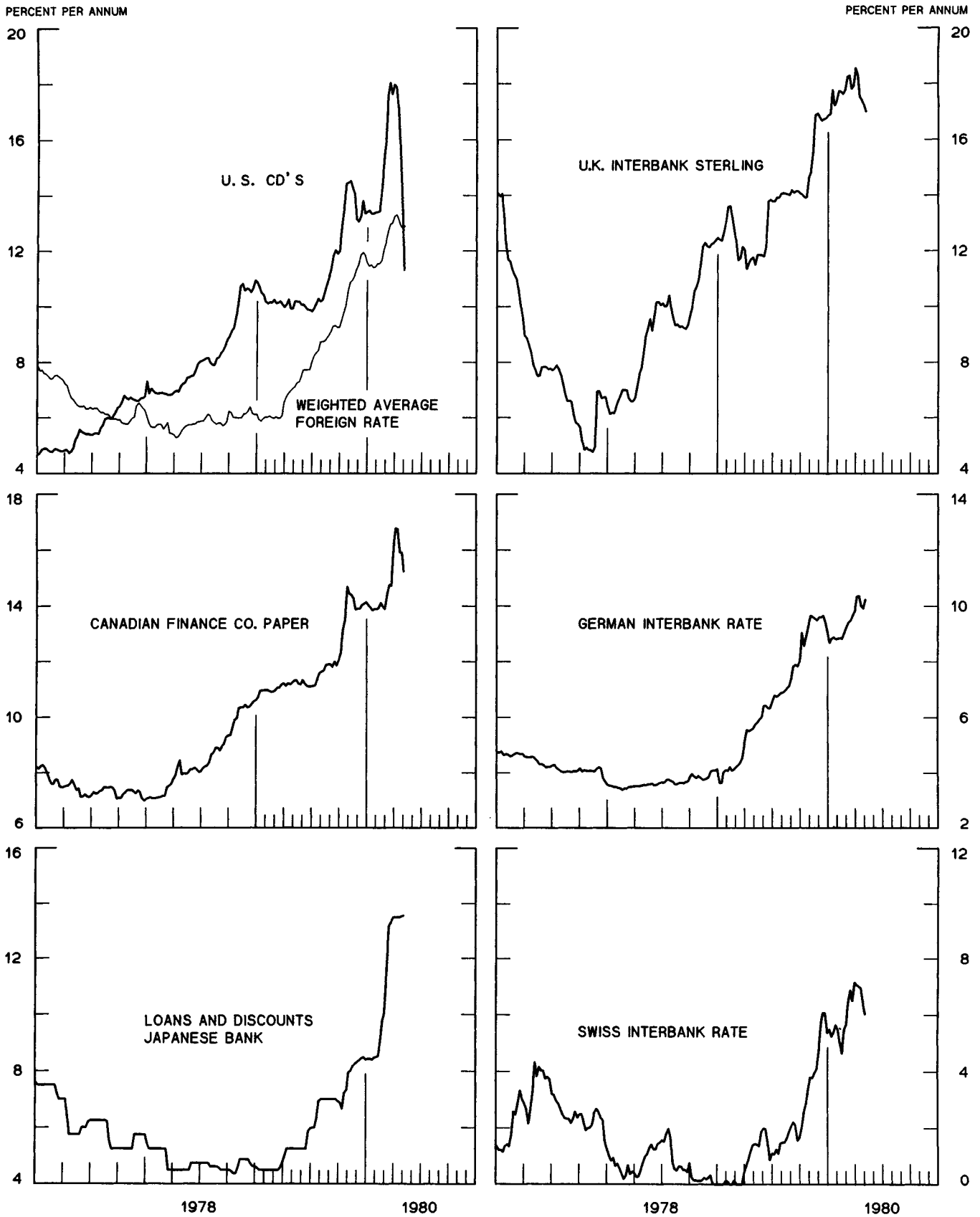


CHART 6
EURO-DOLLAR DEPOSIT RATES LONDON
 AVERAGES FOR WEEK ENDING WEDNESDAY

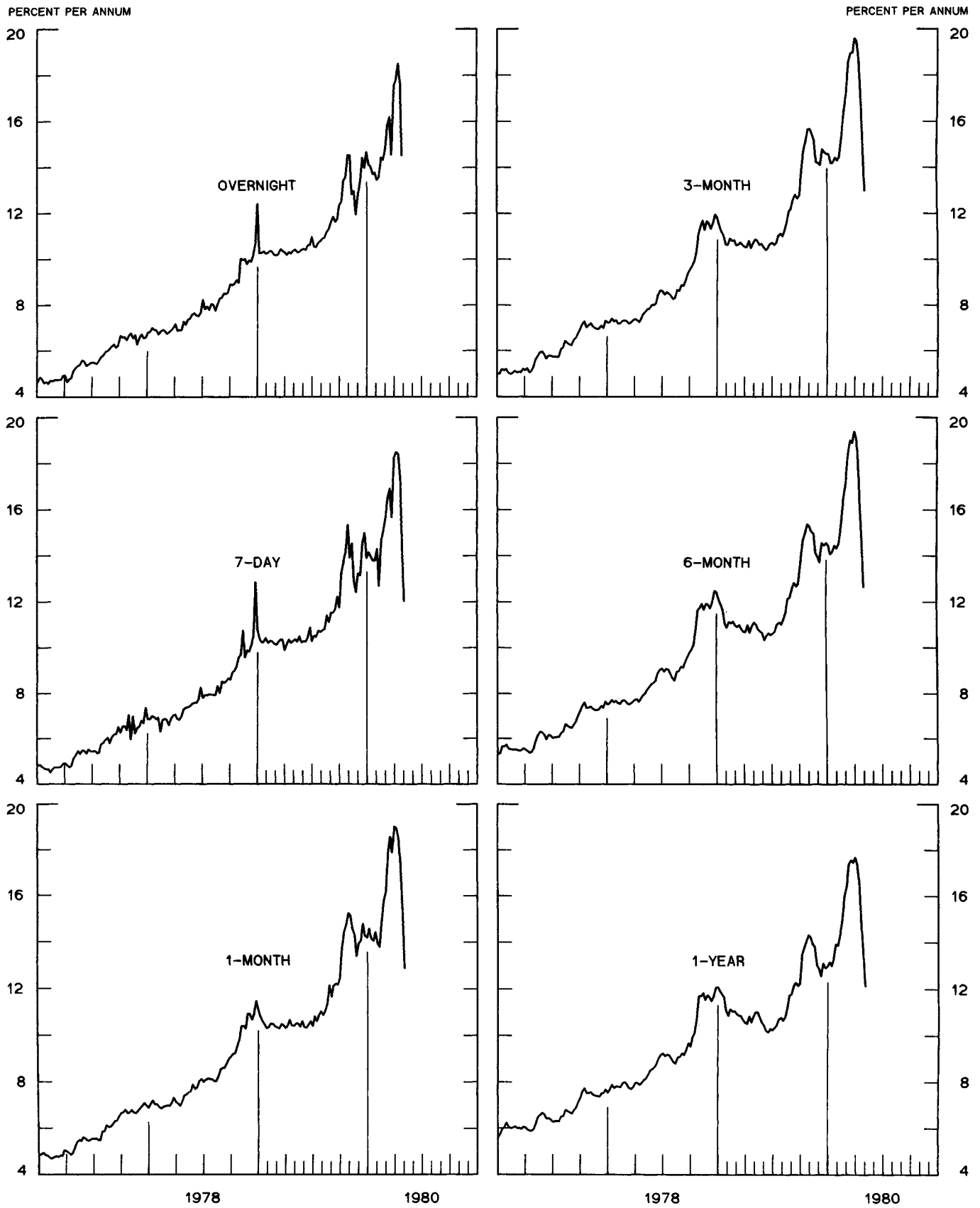
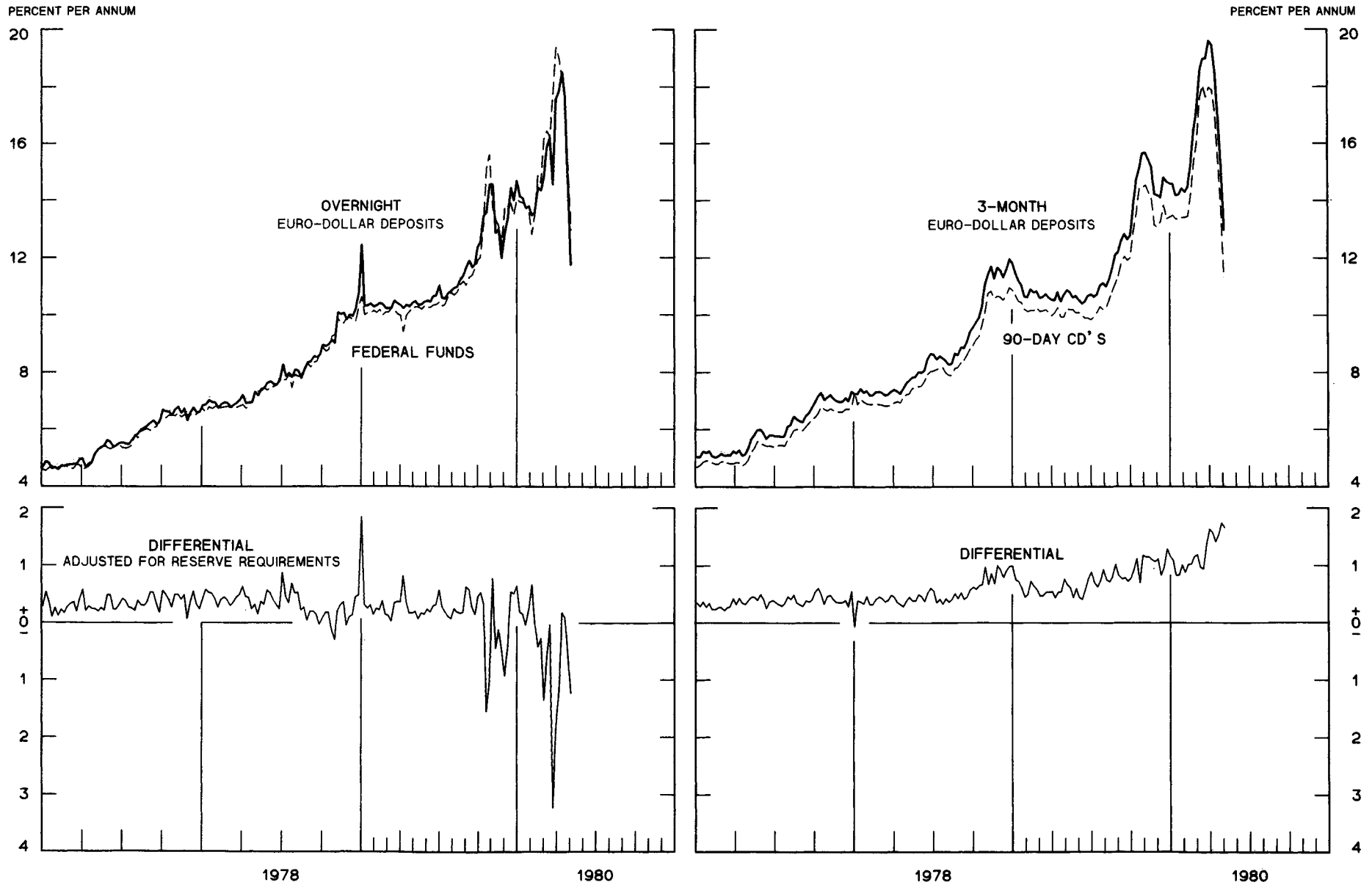


CHART 7
SELECTED EURO-DOLLAR AND U. S. MONEY MARKET RATES

DIFFERENTIAL: PLUS(+), FAVORS BORROWING IN U. S.
 AVERAGES FOR WEEK ENDING WEDNESDAY

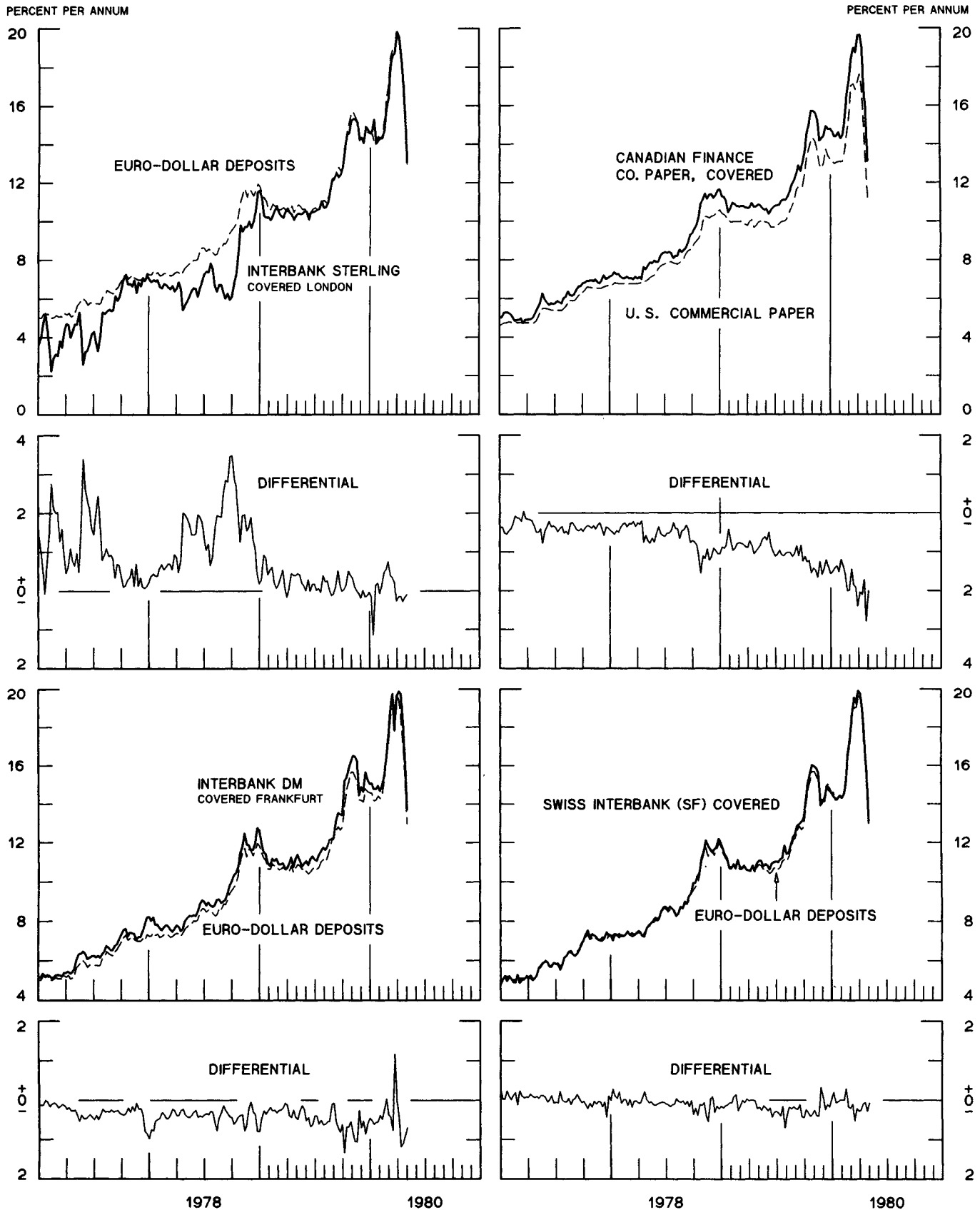


1 PERCENT ON DIFFERENTIAL SCALE = 2 PERCENT ON RATE SCALE

CHART 8

INTEREST ARBITRAGE: 3-MONTH FUNDS

DIFFERENTIAL: PLUS(+), INDICATES FAVOR DOLLAR ASSETS
AVERAGES FOR WEEK ENDING WEDNESDAY



1 PERCENT ON DIFFERENTIAL SCALE = 2 PERCENT ON RATE SCALE

CHART 9
LONG-TERM GOVERNMENT BOND YIELDS
 WEEKLY SERIES.

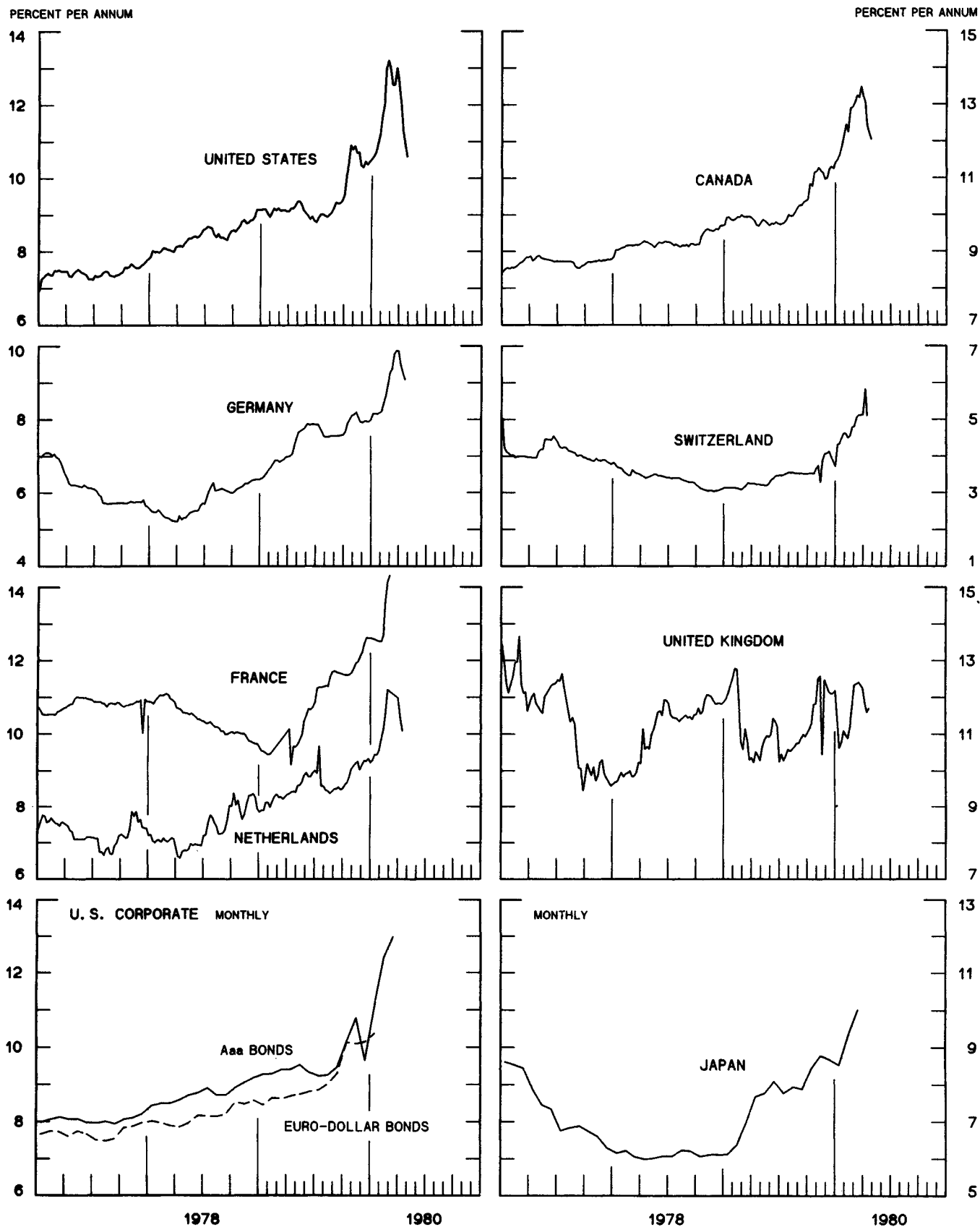
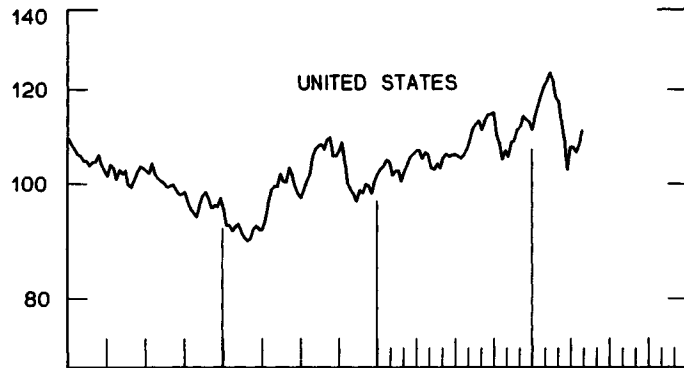
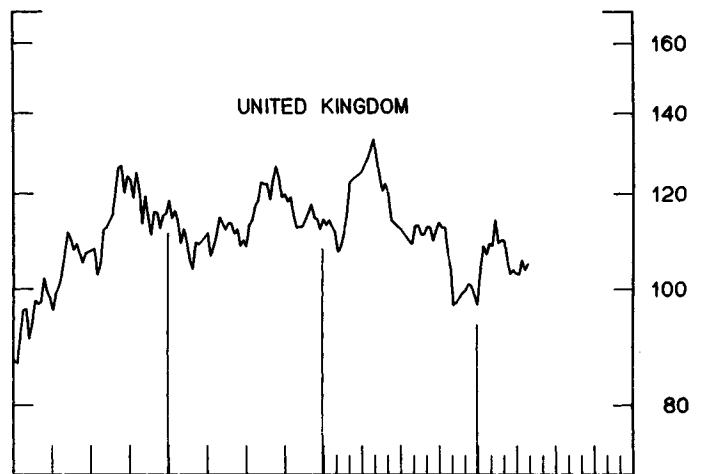
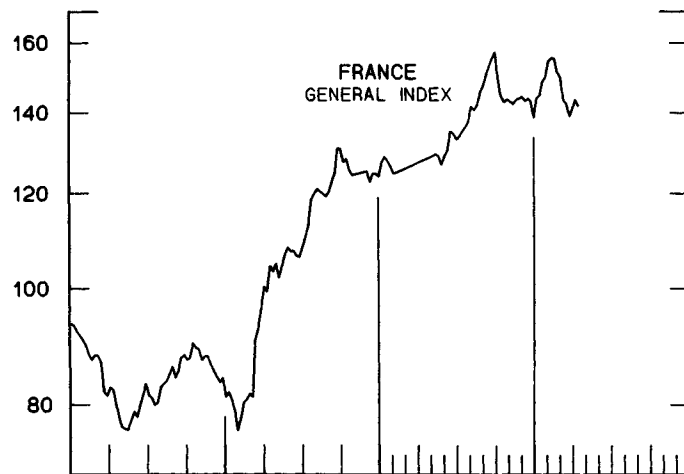
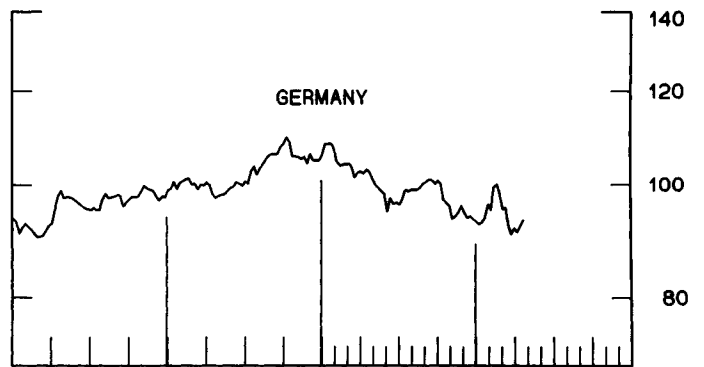
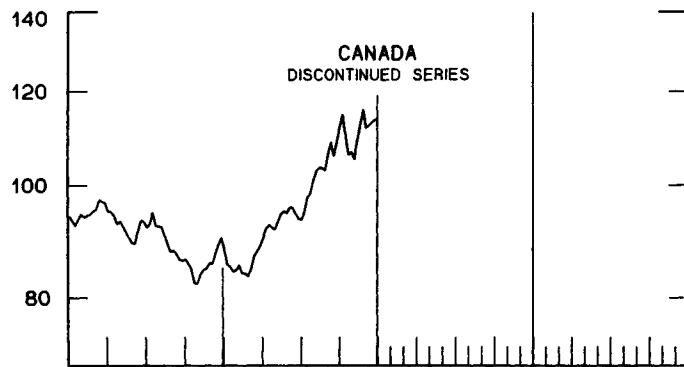
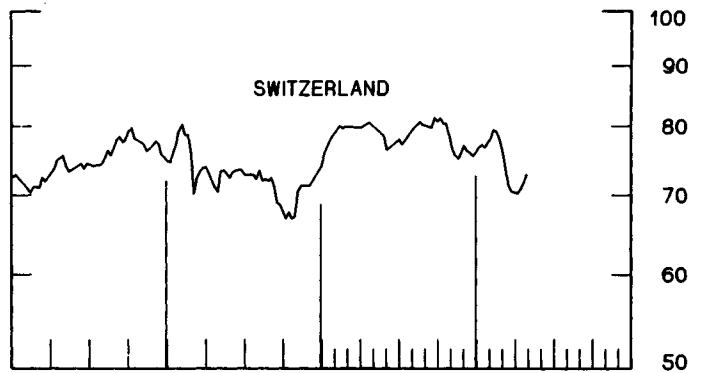
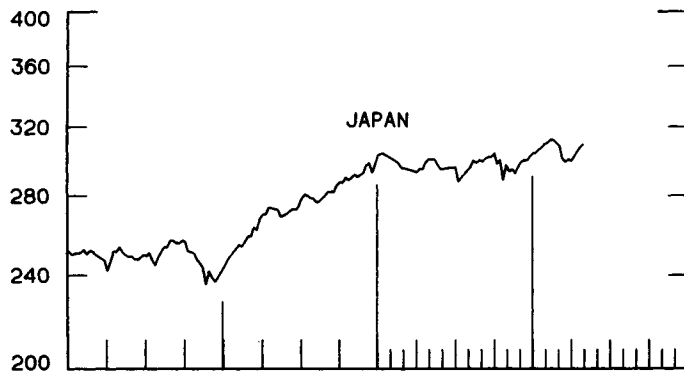


CHART 10
INDUSTRIAL STOCK INDICES
 WEEKLY SERIES

RATIO SCALE
 1969=100



RATIO SCALE
 1969=100



1978

1980

1978

1980

SERIES NAME

LAST VALUE PLOTTED
DATE VALUE

CHART 1. SPOT EXCHANGE RATES AND INDICES

WEEKLY AVERAGES, NOON BUYING RATES (U.S. CENTS)

GERMAN MARK	MAY 7	55.56
JAPANESE YEN	MAY 7	0.42323
DUTCH GUILDER	MAY 7	50.19
U.K. POUND	MAY 7	227.07
CANADIAN DOLLAR	MAY 7	84.11
FRENCH FRANC	MAY 7	23.77
SWISS FRANC	MAY 7	60.02
BELGIAN FRANC	MAY 7	3.45728
ITALIAN LIRA	MAY 7	0.11810

INDICES, MARCH 1973 BASE RATES = 100

GERMAN MARK	MAY 7	156.29
JAPANESE YEN	MAY 7	110.82
DUTCH GUILDER	MAY 7	144.10
U.K. POUND	MAY 7	91.84
CANADIAN DOLLAR	MAY 7	83.83
FRENCH FRANC	MAY 7	107.10
SWISS FRANC	MAY 7	193.10
BELGIAN FRANC	MAY 7	136.23
ITALIAN LIRA	MAY 7	67.09

WEIGHTED AVERAGE EXCHANGE VALUE INDICES, MAR 1973 = 100
(G-10 COUNTRIES PLUS SWITZERLAND)

U.S. DOLLAR	MAY 7	87.91
GERMAN MARK	MAY 7	151.11
JAPANESE YEN	MAY 7	100.12
DUTCH GUILDER	MAY 7	132.61
U.K. POUND	MAY 7	81.40
CANADIAN DOLLAR	MAY 7	74.14
FRENCH FRANC	MAY 7	96.41
SWISS FRANC	MAY 7	177.29
BELGIAN FRANC	MAY 7	124.45
ITALIAN LIRA	MAY 7	58.34
SWEDISH KRONA	MAY 7	94.48

CHART 2. 3-MONTH FORWARD EXCHANGE RATES, PREMIUM OR DISCOUNT

CANADIAN DOLLAR	MAY 7	-2.07
U.K. POUND	MAY 7	-3.76
GERMAN MARK	MAY 7	3.33
FRENCH FRANC	MAY 7	-0.21
SWISS FRANC	MAY 7	6.90
DUTCH GUILDER	MAY 7	1.83
JAPANESE YEN	MAY 7	0.30
ITALIAN LIRA	MAY 7	-3.07

SERIES NAME	LAST VALUE PLOTTED	
	DATE	VALUE
CHART 3. GOLD PRICE IN LONDON, AFTERNOON FIXING		
U.S. DOLLARS PER FINE OUNCE	MAY 7	506.25
CHART 4. CALL MONEY RATES		
U.S. FEDERAL FUNDS	MAY 7	12.96
OVERNIGHT EURO-DOLLAR DEPOSITS	MAY 7	11.73
U.K. 2-DAY LOCAL AUTHORITY DEPOSITS	MAY 2	17.50
CANADA	MAY 2	16.25
GERMANY	MAY 2	9.80
EURO-DM	MAY 2	9.12
JAPAN	MAY 2	12.38
FRANCE	MAY 2	12.50
NETHERLANDS	APRIL 18	10.50
EURO-SWISS FRANCO	MAY 2	3.57
CHART 5. 3-MONTH INTEREST RATES		
U.S. 90-DAY CD'S, SECONDARY MARKET	MAY 7	11.30
GERMAN INTERBANK LOAN	MAY 7	10.24
JAPANESE BANK LOANS & DISCOUNTS	MAY 7	13.56
CANADIAN FINANCE PAPER	MAY 7	15.22
INTERBANK STERLING	MAY 7	16.97
SWISS INTERBANK LOAN	MAY 7	6.02
WEIGHTED AVERAGE FOREIGN INTEREST RATE (G-10 COUNTRIES PLUS SWITZERLAND)	MAY 7	12.90
CHART 6. EURO-DOLLAR DEPOSIT RATES: LONDON		
OVERNIGHT	MAY 7	11.73
7-DAY	MAY 7	12.02
1-MONTH	MAY 7	12.88
3-MONTH	MAY 7	12.96
6-MONTH	MAY 7	12.64
1-YEAR	MAY 7	12.11
CHART 7. SELECTED EURO-DOLLAR AND U.S. MONEY MARKET RATES		
OVERNIGHT EURO-DOLLAR DEPOSITS	MAY 7	11.73
U.S. FEDERAL FUNDS	MAY 7	12.96
DIFFERENTIAL ADJ. FOR RESERVE REQUIREMENTS	MAY 7	-1.23
3-MONTH EURO-DOLLAR DEPOSIT RATE	MAY 7	12.96
U.S. 90-DAY CD'S, SECONDARY MARKET	MAY 7	11.30
DIFFERENTIAL	MAY 7	1.66

LAST VALUE PLOTTED
DATE VALUE

SERIES NAME

CHART 8. INTEREST ARBITRAGE, 3-MONTH FUNDS

EURO-DOLLAR DEPOSIT	MAY 7	12.96
INTERBANK STERLING (LONDON), COVERED	MAY 7	13.05
DIFFERENTIAL	MAY 7	-0.09
U.S. COMMERCIAL PAPER	MAY 7	11.07
CANADIAN FINANCE PAPER, COVERED	MAY 7	13.07
DIFFERENTIAL	MAY 7	-2.00
EURO-DOLLAR DEPOSIT	MAY 7	12.96
INTERBANK DM (FRANKFURT), COVERED	MAY 7	13.66
DIFFERENTIAL	MAY 7	-0.70
EURO-DOLLAR DEPOSIT	MAY 7	12.96
SWISS INTERBANK, COVERED	MAY 7	13.03
DIFFERENTIAL	MAY 7	-0.07

CHART 9. LONG TERM GOVERNMENT BOND YIELDS

UNITED STATES	MAY 2	10.57
GERMANY	APRIL 25	9.06
JAPAN (MONTHLY)	MARCH	10.00
SWITZERLAND	APRIL 18	5.07
CANADA	MAY 2	12.01
FRANCE	MARCH 7	14.30
NETHERLANDS	APRIL 18	10.06
UNITED KINGDOM	APRIL 25	11.68
U.S. CORPORATE		
AAA BONDS	MARCH	12.96
EURO-DM BONDS	DEC.	6.63
EURO-DOLLAR BONDS	JAN.	10.35

CHART 10. INDUSTRIAL STOCK INDICES

UNITED STATES	MAY 2	110.98
JAPAN	MAY 2	309.70
CANADA	DEC. 29	113.81
FRANCE	APRIL 18	141.90
UNITED KINGDOM	MAY 2	104.91
SWITZERLAND	MAY 2	72.82
GERMANY	APRIL 25	93.18