

Selected Interest & Exchange Rates

Weekly Series of Charts

April 28, 1980

**Prepared by the
FINANCIAL MARKETS
SECTION**

**DIVISION OF
INTERNATIONAL FINANCE**

**BOARD OF GOVERNORS
FEDERAL RESERVE SYSTEM
Washington, D.C. 20551**

Table of Contents

TABLES

1. LATEST FIGURES PLOTTED
2. DAILY CERTIFIED SPOT EXCHANGE RATES--
H.10 RELEASE

CHARTS

1. SPOT EXCHANGE RATE-INDICES
2. 3-MONTH FORWARD EXCHANGE RATES
3. GOLD PRICE--LONDON
4. CALL MONEY RATES
5. 3-MONTH INTEREST RATES
6. EURO-DOLLAR DEPOSIT RATES
7. SELECTED EURO-DOLLAR AND
U.S. MONEY MARKET RATES
8. INTEREST ARBITRAGE: 3-MONTH FUNDS
9. LONG-TERM GOVERNMENT BOND YIELDS
10. INDUSTRIAL STOCK INDICES

SUBSCRIPTION RATES:

Weekly \$15.00 per year or \$.40 each in the United States, its possessions, Canada, and Mexico; 10 or more of the same issue to one address, \$13.50 per year or \$.35 each. Elsewhere, \$20.00 per year or \$.50 each. Address requests to Publications Services, Division of Administrative Services, and make payment remittance payable to the order of the Board of Governors of the Federal Reserve System in a form collectible at par in U.S. Currency.

SPOT EXCHANGE INDICES

DOLLAR PRICES OF FOREIGN CURRENCIES AND WEIGHTED AVERAGE VALUES (THIN LINE)
AVERAGES FOR WEEK ENDING WEDNESDAY

RATIO SCALE
MARCH 1973=100

RATIO SCALE
MARCH 1973=100

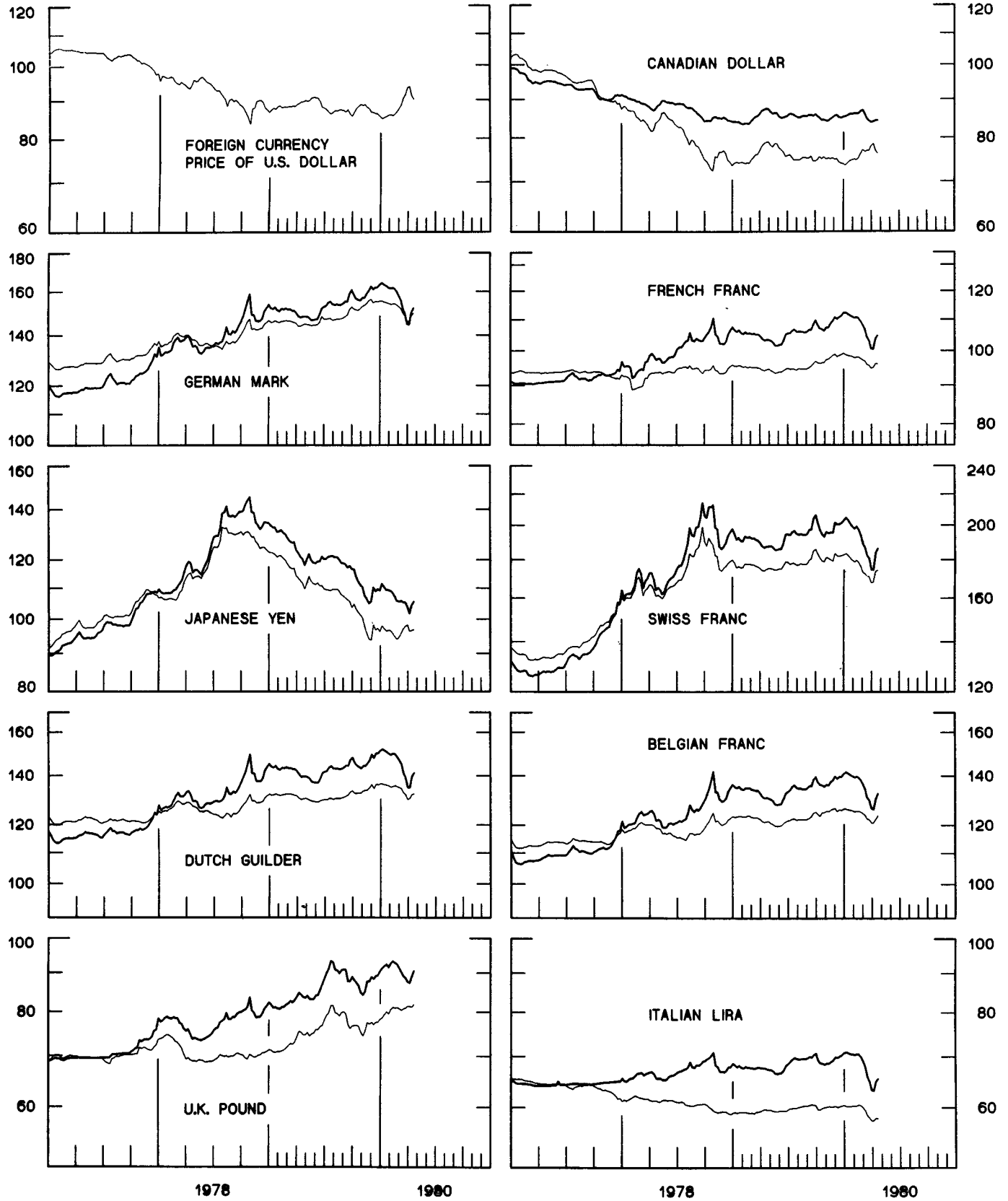


CHART 2
3-MONTH FORWARD EXCHANGE RATES
 PREMIUM (+) OR (-)
 AVERAGES FOR WEEK ENDING WEDNESDAY

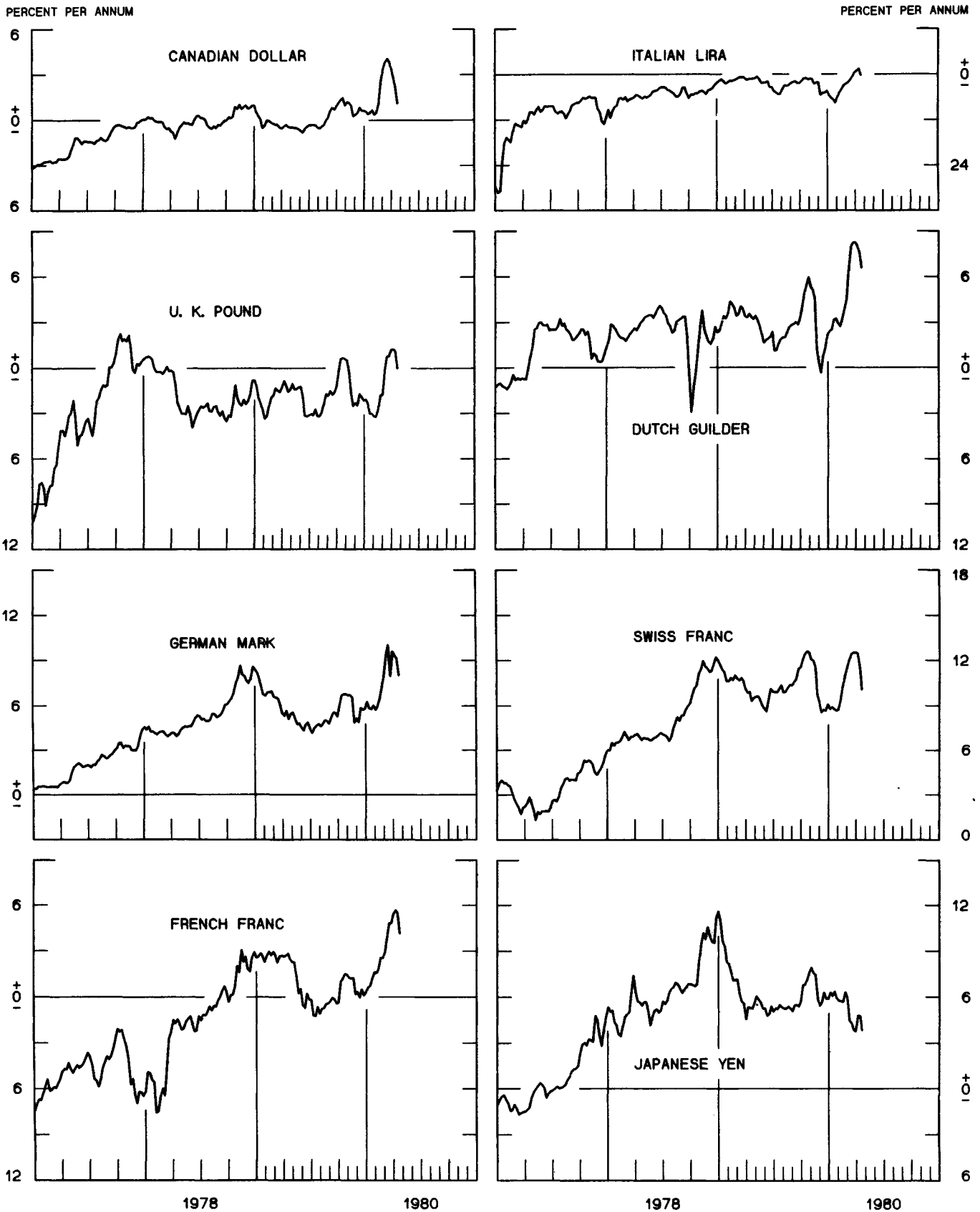


CHART 3
PRICE OF GOLD IN LONDON
AVERAGES FOR WEEK ENDING WEDNESDAY

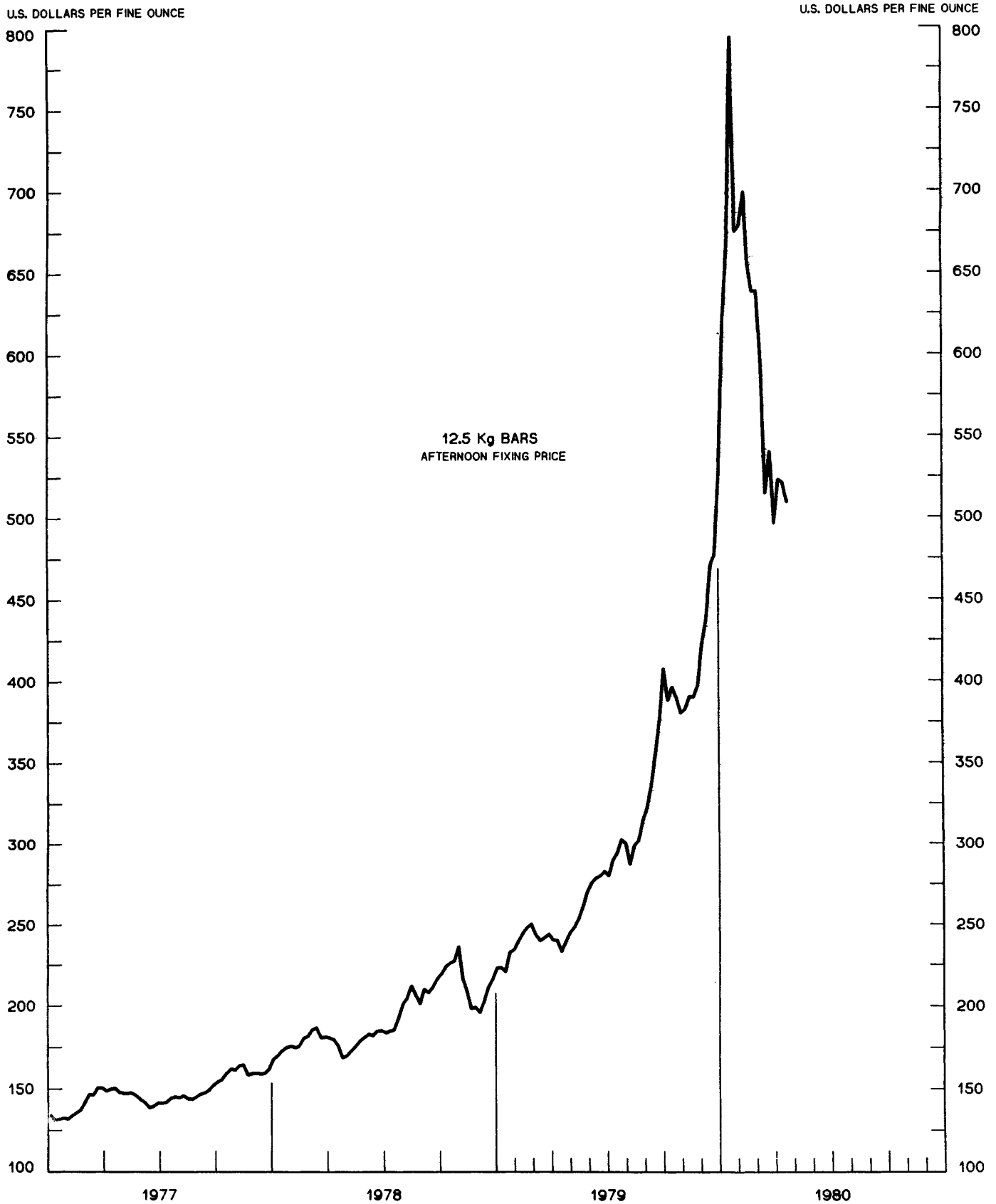


CHART 4
CALL MONEY RATES
 WEEKLY SERIES

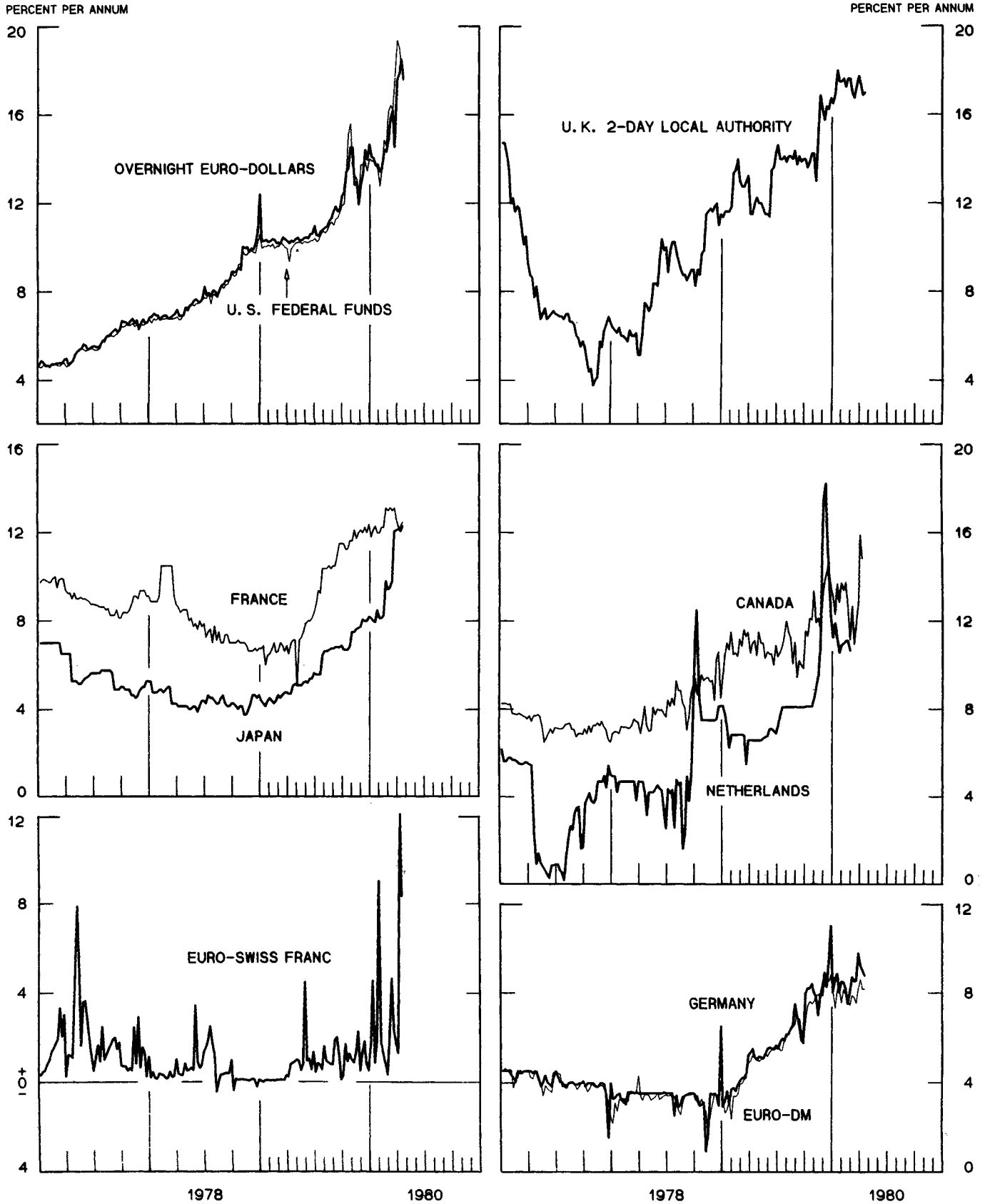


CHART 5
3-MONTH INTEREST RATES
 WEEKLY SERIES

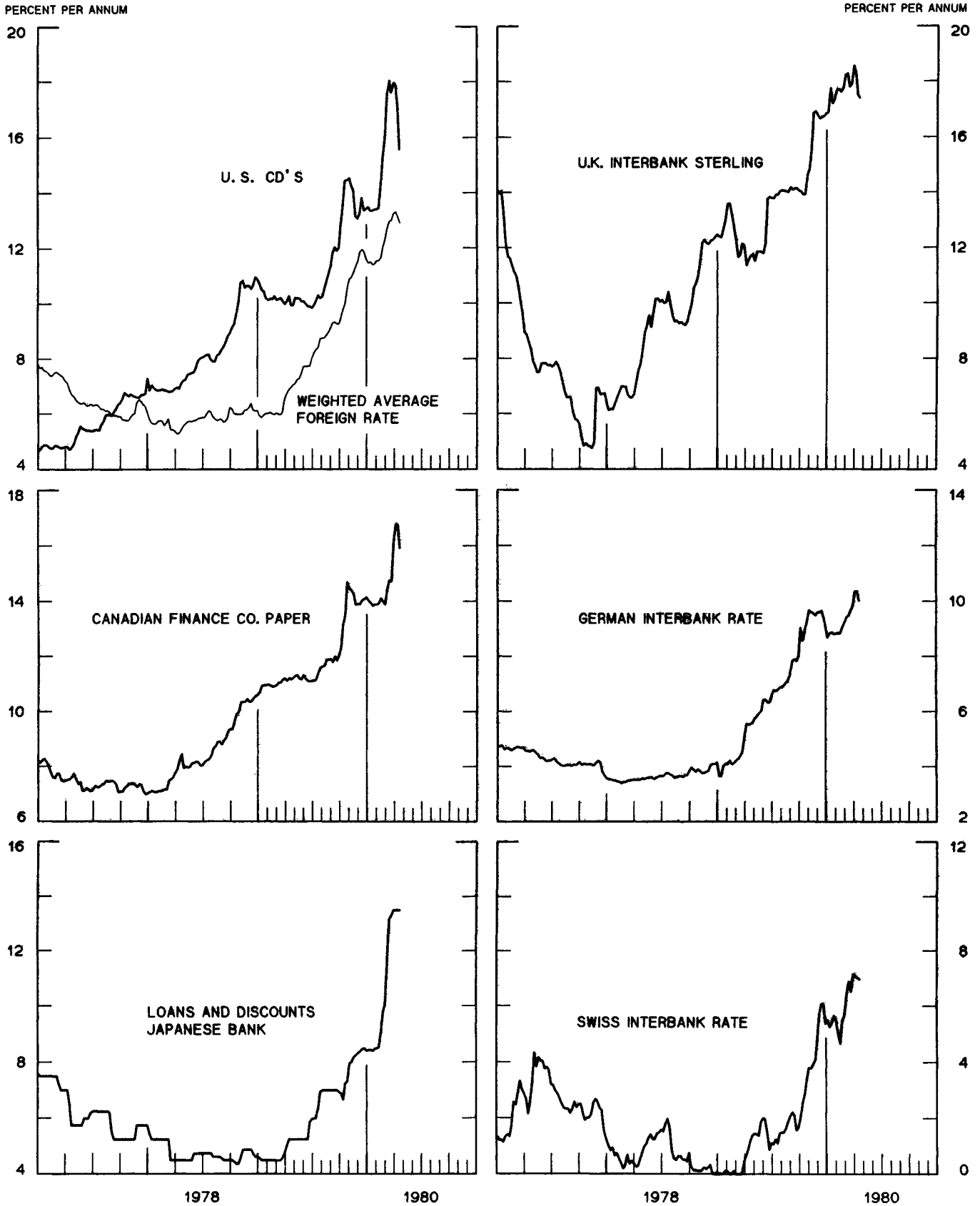


CHART 6
EURO-DOLLAR DEPOSIT RATES LONDON
AVERAGES FOR WEEK ENDING WEDNESDAY

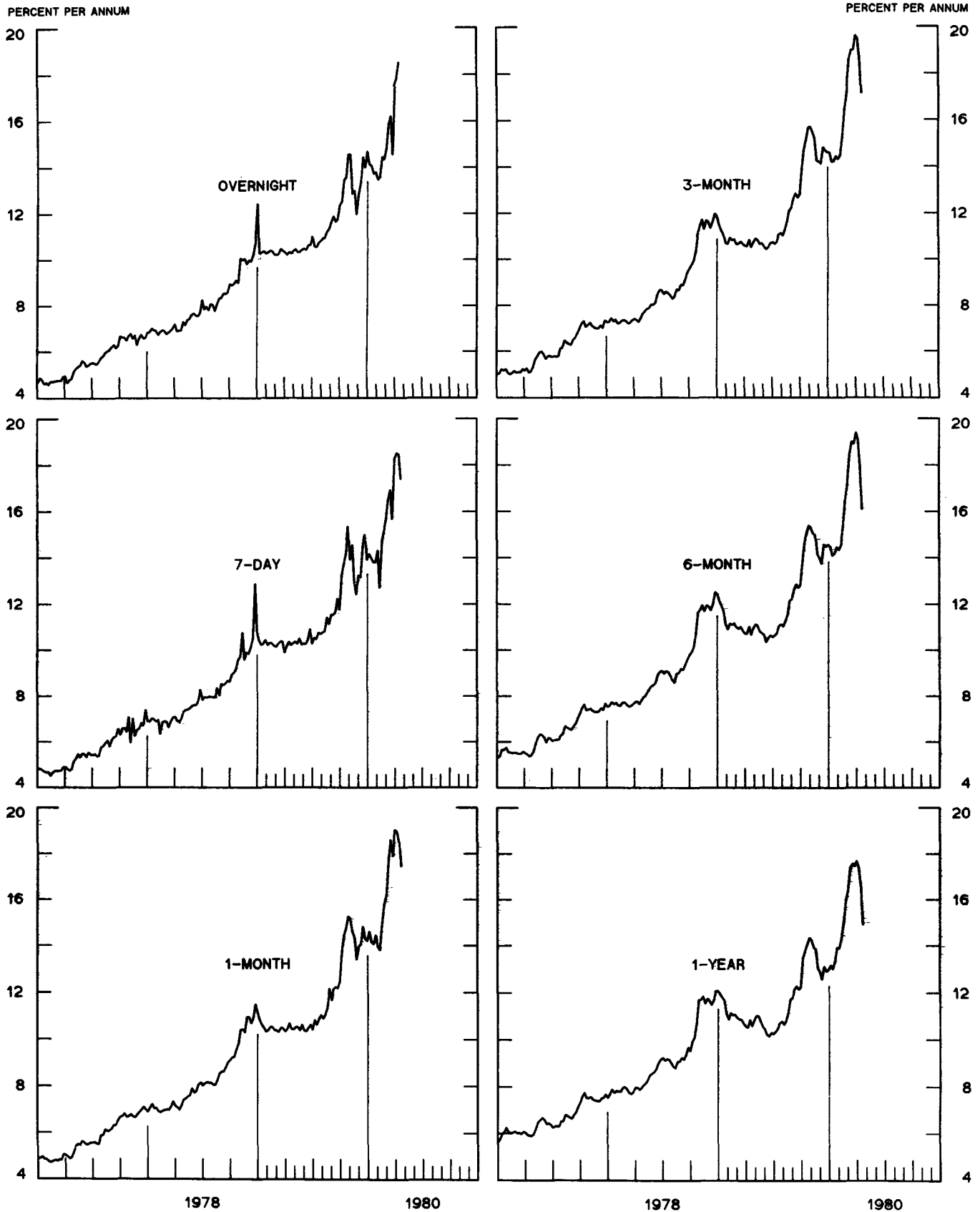
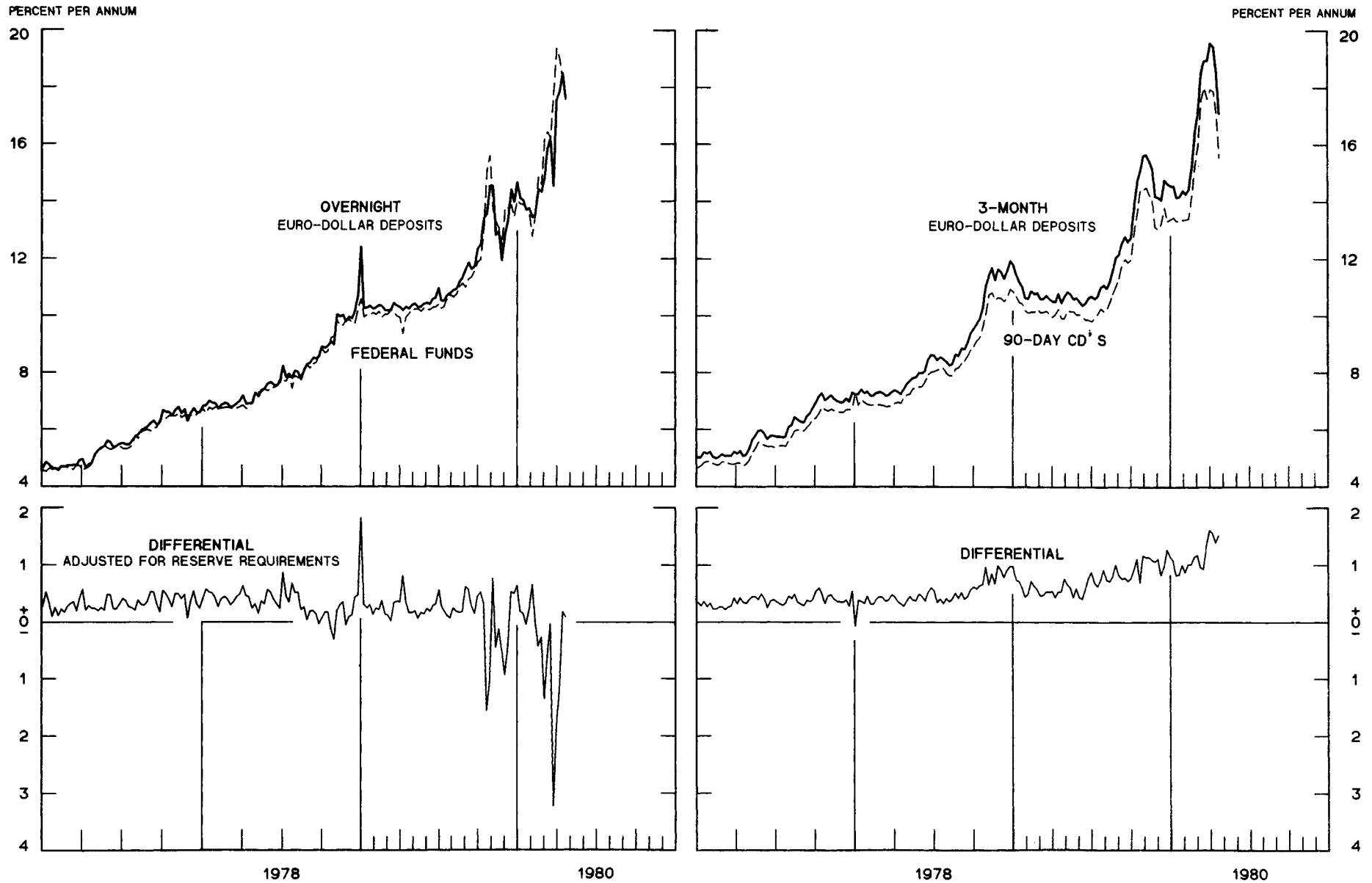


CHART 7
SELECTED EURO-DOLLAR AND U. S. MONEY MARKET RATES

DIFFERENTIAL: PLUS(+), FAVORS BORROWING IN U. S.
 AVERAGES FOR WEEK ENDING WEDNESDAY

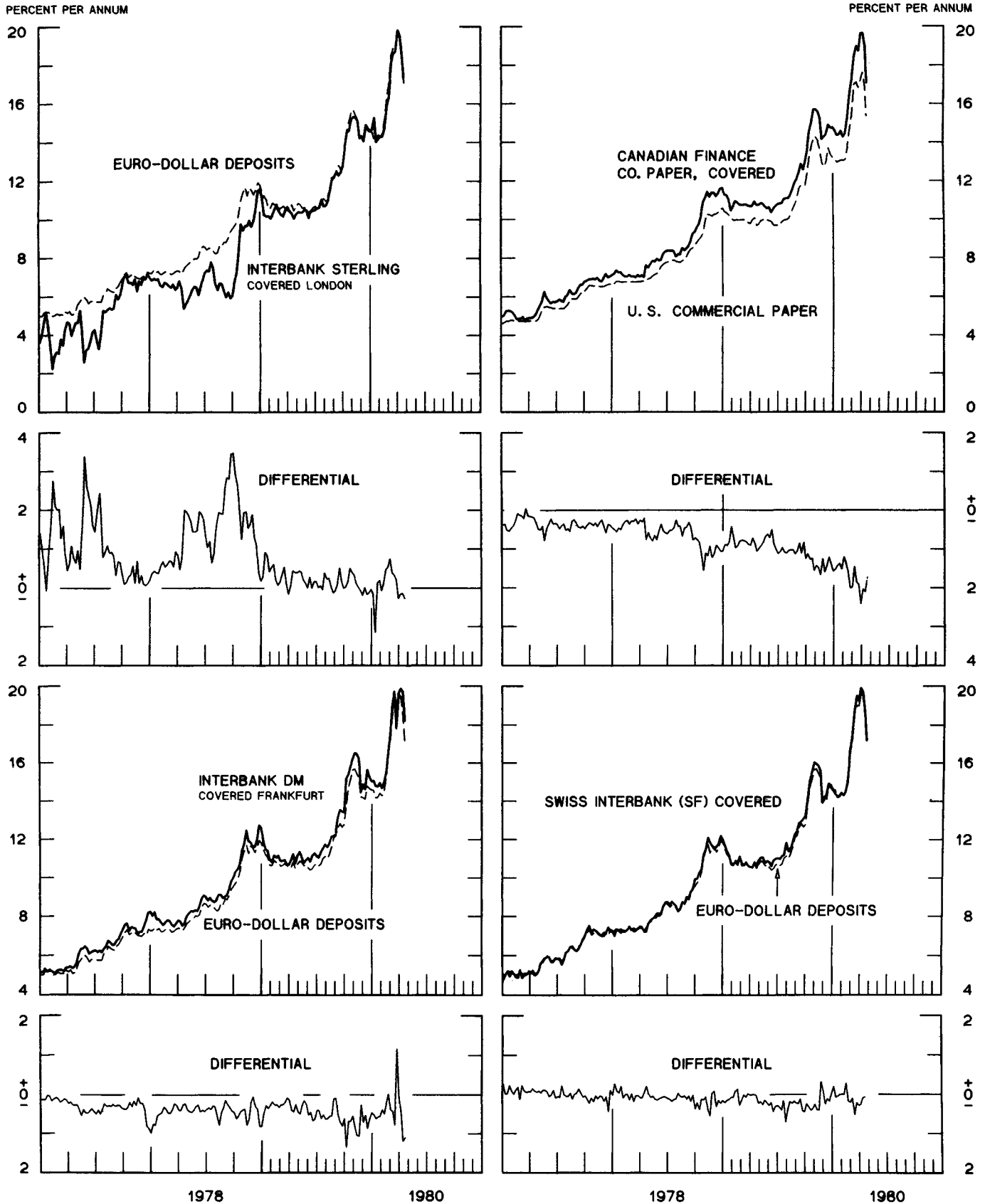


1 PERCENT ON DIFFERENTIAL SCALE = 2 PERCENT ON RATE SCALE

CHART 8

INTEREST ARBITRAGE: 3-MONTH FUNDS

DIFFERENTIAL: PLUS(+), INDICATES FAVOR DOLLAR ASSETS
AVERAGES FOR WEEK ENDING WEDNESDAY



1 PERCENT ON DIFFERENTIAL SCALE = 2 PERCENT ON RATE SCALE

CHART 9
LONG-TERM GOVERNMENT BOND YIELDS
 WEEKLY SERIES

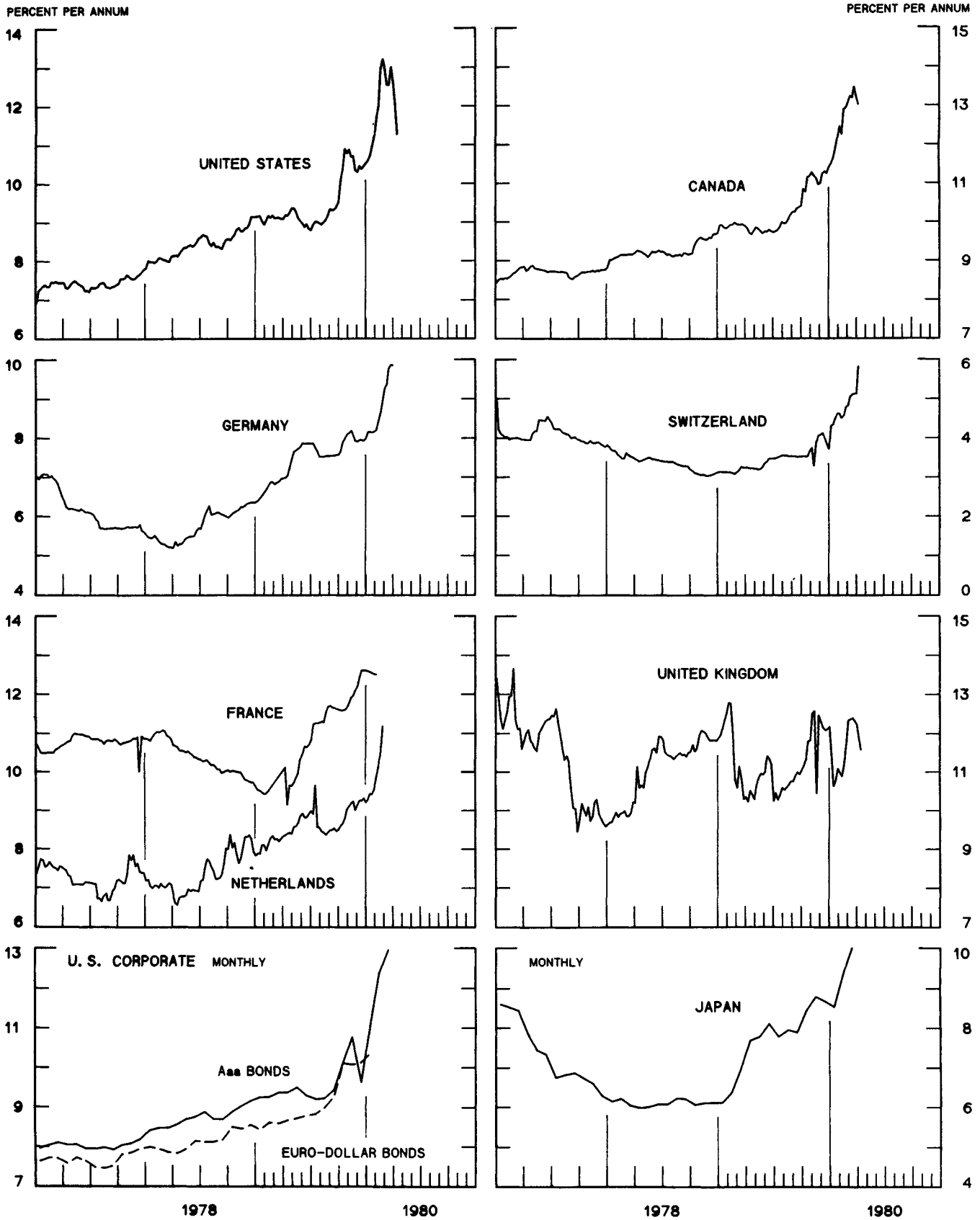
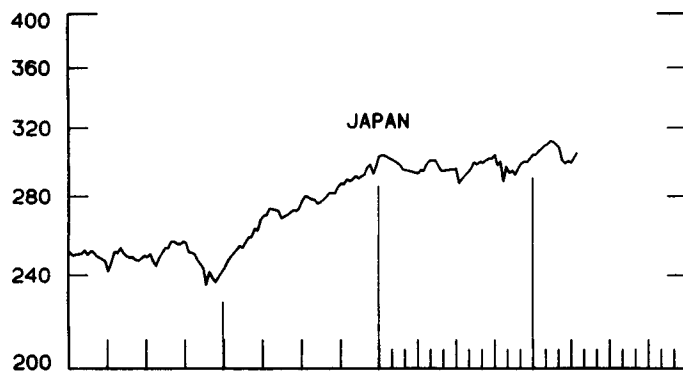
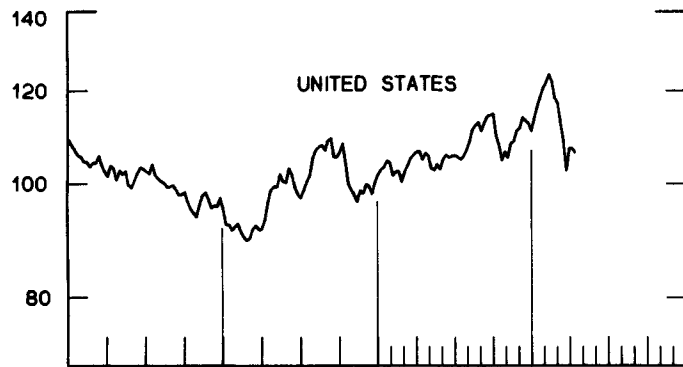
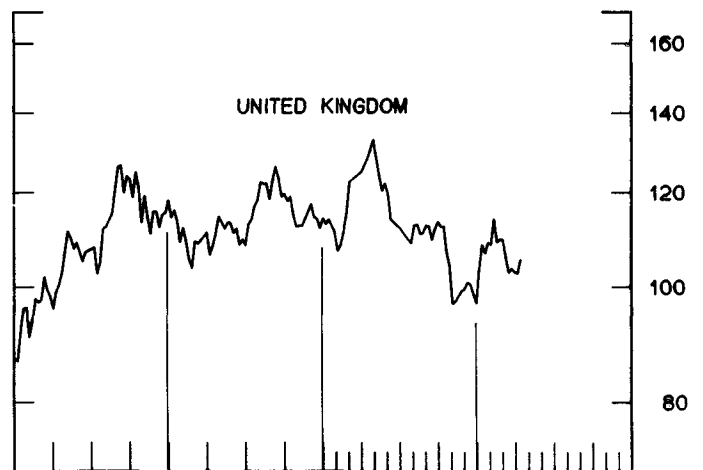
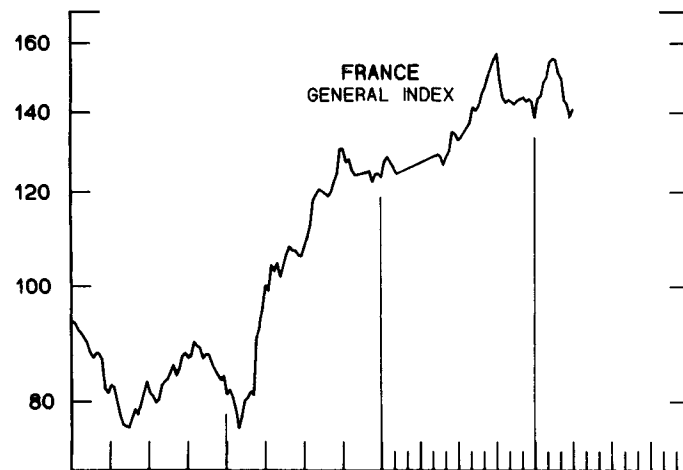
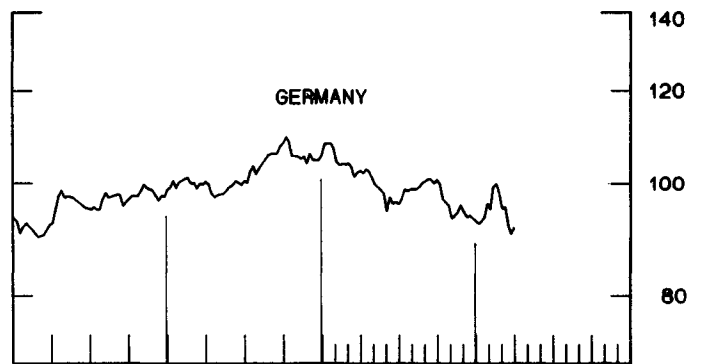
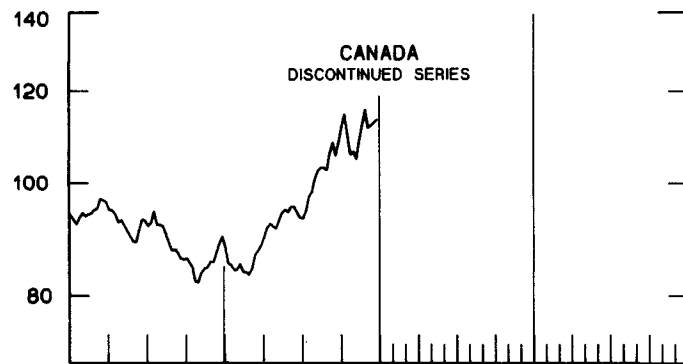
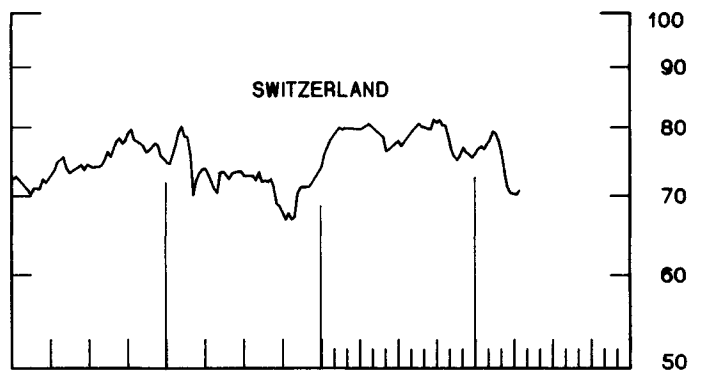


CHART 10
INDUSTRIAL STOCK INDICES
 WEEKLY SERIES

RATIO SCALE
 1969=100



RATIO SCALE
 1969=100



1978

1980

1978

1980

SERIES NAME

LAST VALUE PLOTTED
DATE VALUE

CHART 1. SPOT EXCHANGE RATES AND INDICES

WEEKLY AVERAGES, NOON BUYING RATES (U.S. CENTS)

GERMAN MARK	APRIL 23	54.09
JAPANESE YEN	APRIL 23	0.40289
DUTCH GUILDER	APRIL 23	49.19
U.K. POUND	APRIL 23	223.58
CANADIAN DOLLAR	APRIL 23	84.51
FRENCH FRANC	APRIL 23	23.24
SWISS FRANC	APRIL 23	57.85
BELGIAN FRANC	APRIL 23	3.36640
ITALIAN LIRA	APRIL 23	0.11511

INDICES, MARCH 1973 BASE RATES = 100

GERMAN MARK	APRIL 23	152.16
JAPANESE YEN	APRIL 23	105.49
DUTCH GUILDER	APRIL 23	141.22
U.K. POUND	APRIL 23	90.43
CANADIAN DOLLAR	APRIL 23	84.23
FRENCH FRANC	APRIL 23	104.72
SWISS FRANC	APRIL 23	186.11
BELGIAN FRANC	APRIL 23	132.65
ITALIAN LIRA	APRIL 23	65.39

WEIGHTED AVERAGE EXCHANGE VALUE INDICES, MAR 1973 = 100
(G-10 COUNTRIES PLUS SWITZERLAND)

U.S. DOLLAR	APRIL 23	90.11
GERMAN MARK	APRIL 23	149.78
JAPANESE YEN	APRIL 23	96.85
DUTCH GUILDER	APRIL 23	132.50
U.K. POUND	APRIL 23	81.75
CANADIAN DOLLAR	APRIL 23	76.09
FRENCH FRANC	APRIL 23	96.08
SWISS FRANC	APRIL 23	174.14
BELGIAN FRANC	APRIL 23	123.50
ITALIAN LIRA	APRIL 23	57.95
SWEDISH KRONA	APRIL 23	93.85

CHART 2. 3-MONTH FORWARD EXCHANGE RATES, PREMIUM OR DISCOUNT

CANADIAN DOLLAR	APRIL 23	1.10
U.K. POUND	APRIL 23	-0.01
GERMAN MARK	APRIL 23	8.00
FRENCH FRANC	APRIL 23	4.13
SWISS FRANC	APRIL 23	10.04
DUTCH GUILDER	APRIL 23	6.57
JAPANESE YEN	APRIL 23	3.81
ITALIAN LIRA	APRIL 23	-0.35

SERIES NAME	LAST VALUE PLOTTED	
	DATE	VALUE
CHART 3. GOLD PRICE IN LONDON, AFTERNOON FIXING		
U.S. DOLLARS PER FINE OUNCE	APRIL 23	508.68
CHART 4. CALL MONEY RATES		
U.S. FEDERAL FUNDS	APRIL 23	17.56
OVERNIGHT EURO-DOLLAR DEPOSITS	APRIL 23	17.65
U.K. 2-DAY LOCAL AUTHORITY DEPOSITS	APRIL 25	17.38
CANADA	APRIL 11	14.81
GERMANY	APRIL 25	9.00
EURO-DM	APRIL 18	8.18
JAPAN	APRIL 25	12.38
FRANCE	APRIL 25	12.50
NETHERLANDS	FEB. 29	10.65
EURO-SWISS FRANC	APRIL 18	8.32
CHART 5. 3-MONTH INTEREST RATES		
U.S. 90-DAY CD'S, SECONDARY MARKET	APRIL 23	15.56
GERMAN INTERBANK LOAN	APRIL 23	10.00
JAPANESE BANK LOANS & DISCOUNTS	APRIL 23	13.50
CANADIAN FINANCE PAPER	APRIL 23	15.91
INTERBANK STERLING	APRIL 23	17.39
SWISS INTERBANK LOAN	APRIL 23	6.95
WEIGHTED AVERAGE FOREIGN INTEREST RATE (G-10 COUNTRIES PLUS SWITZERLAND)	APRIL 23	12.90
CHART 6. EURO-DOLLAR DEPOSIT RATES: LONDON		
OVERNIGHT	APRIL 23	17.65
7-DAY	APRIL 23	17.39
1-MONTH	APRIL 23	17.44
3-MONTH	APRIL 23	17.10
6-MONTH	APRIL 23	16.06
1-YEAR	APRIL 23	14.86
CHART 7. SELECTED EURO-DOLLAR AND U.S. MONEY MARKET RATES		
OVERNIGHT EURO-DOLLAR DEPOSITS	APRIL 23	17.65
U.S. FEDERAL FUNDS	APRIL 23	17.56
DIFFERENTIAL ADJ. FOR RESERVE REQUIREMENTS	APRIL 23	0.09
3-MONTH EURO-DOLLAR DEPOSIT RATE	APRIL 23	17.10
U.S. 90-DAY CD'S, SECONDARY MARKET	APRIL 23	15.56
DIFFERENTIAL	APRIL 23	1.54

SERIES NAME	LAST VALUE PLOTTED	
	DATE	VALUE
CHART 8. INTEREST ARBITRAGE, 3-MONTH FUNDS		
EURO-DOLLAR DEPOSIT	APRIL 23	17.10
INTERBANK STERLING (LONDON), COVERED	APRIL 23	17.38
DIFFERENTIAL	APRIL 23	-0.27
U.S. COMMERCIAL PAPER	APRIL 23	15.33
CANADIAN FINANCE PAPER, COVERED	APRIL 23	17.05
DIFFERENTIAL	APRIL 23	-1.72
EURO-DOLLAR DEPOSIT	APRIL 23	17.10
INTERBANK DM (FRANKFURT), COVERED	APRIL 23	18.20
DIFFERENTIAL	APRIL 23	-1.10
EURO-DOLLAR DEPOSIT	APRIL 23	17.10
SWISS INTERBANK, COVERED	APRIL 23	17.17
DIFFERENTIAL	APRIL 23	-0.07
CHART 9. LONG TERM GOVERNMENT BOND YIELDS		
UNITED STATES	APRIL 18	11.25
GERMANY	APRIL 11	9.48
JAPAN (MONTHLY)	MARCH	10.00
SWITZERLAND	APRIL 18	5.07
CANADA	APRIL 11	12.99
FRANCE	FEB. 8	12.49
NETHERLANDS	FEB. 29	11.18
UNITED KINGDOM	APRIL 25	11.68
U.S. CORPORATE		
AAA BONDS	MARCH	12.96
EURO-DM BONDS	DEC.	6.63
EURO-DOLLAR BONDS	JAN.	10.35
CHART 10. INDUSTRIAL STOCK INDICES		
UNITED STATES	APRIL 18	106.40
JAPAN	APRIL 18	305.39
CANADA	DEC. 29	113.81
FRANCE	APRIL 4	141.20
UNITED KINGDOM	APRIL 18	105.55
SWITZERLAND	APRIL 18	70.81
GERMANY	APRIL 4	91.60