

# Selected Interest & Exchange Rates

## Weekly Series of Charts

**April 21, 1980**

**Prepared by the  
FINANCIAL MARKETS  
SECTION**

**DIVISION OF  
INTERNATIONAL FINANCE**

**BOARD OF GOVERNORS  
FEDERAL RESERVE SYSTEM  
Washington, D.C. 20551**

---

# Table of Contents

## **TABLES**

1. LATEST FIGURES PLOTTED
2. DAILY CERTIFIED SPOT EXCHANGE RATES--  
H.10 RELEASE

## **CHARTS**

1. SPOT EXCHANGE RATE INDICES
2. 3-MONTH FORWARD EXCHANGE RATES
3. GOLD PRICE--LONDON
4. CALL MONEY RATES
5. 3-MONTH INTEREST RATES
6. EURO-DOLLAR DEPOSIT RATES
7. SELECTED EURO-DOLLAR AND  
U.S. MONEY MARKET RATES
8. INTEREST ARBITRAGE: 3-MONTH FUNDS
9. LONG-TERM GOVERNMENT BOND YIELDS
10. INDUSTRIAL STOCK INDICES

## **SUBSCRIPTION RATES:**

Weekly \$15.00 per year or \$.40 each in the United States, its possessions, Canada, and Mexico; 10 or more of the same issue to one address, \$13.50 per year or \$.35 each. Elsewhere, \$20.00 per year or \$.50 each. Address requests to Publications Services, Division of Administrative Services, and make payment remittance payable to the order of the Board of Governors of the Federal Reserve System in a form collectible at par in U.S. Currency.

CHART 1

# SPOT EXCHANGE INDICES

DOLLAR PRICES OF FOREIGN CURRENCIES AND WEIGHTED AVERAGE VALUES (THIN LINE)  
AVERAGES FOR WEEK ENDING WEDNESDAY

RATIO SCALE  
MARCH 1973=100

RATIO SCALE  
MARCH 1973=100

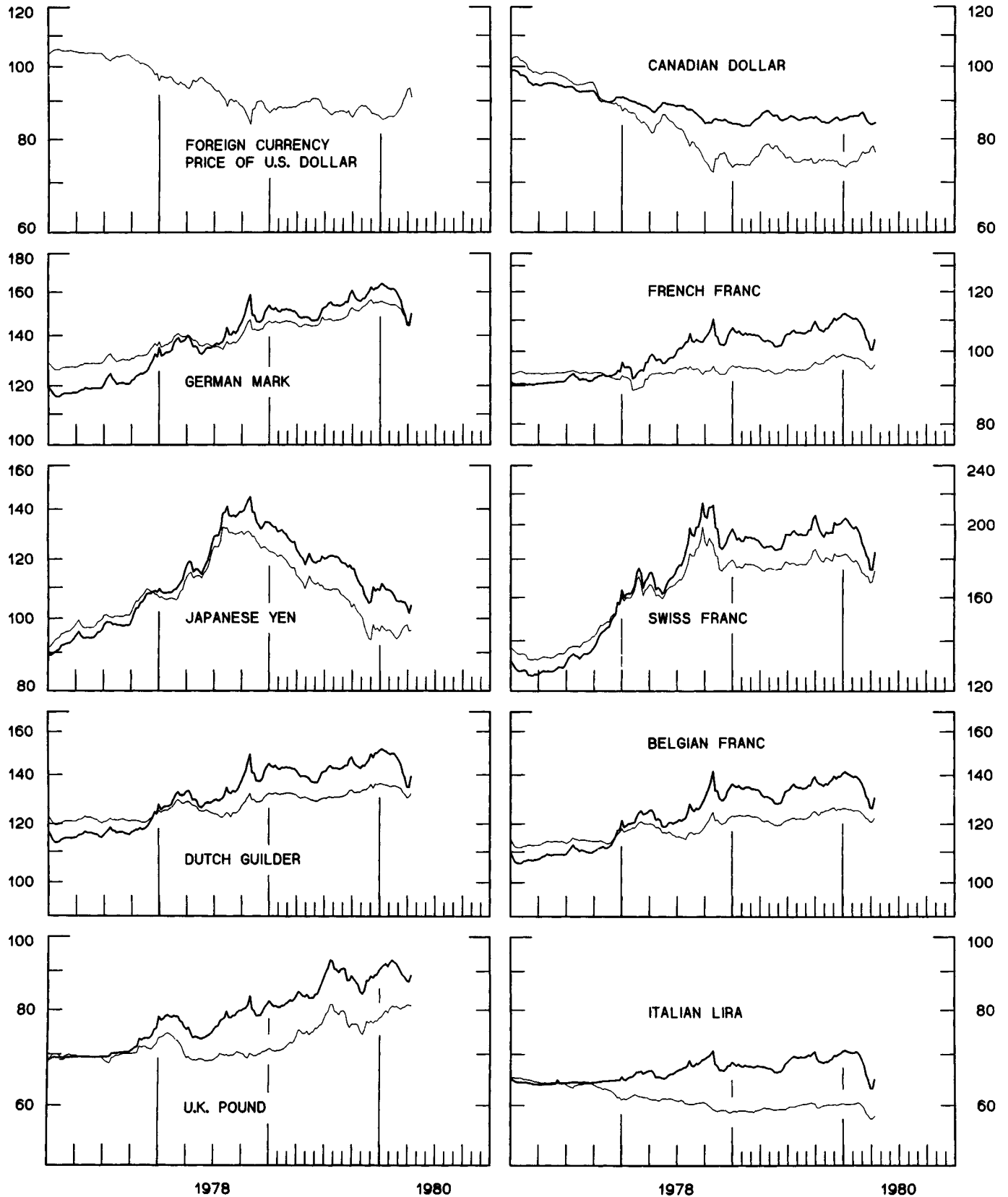


CHART 2  
**3-MONTH FORWARD EXCHANGE RATES**  
 PREMIUM (+) OR (-)  
 AVERAGES FOR WEEK ENDING WEDNESDAY

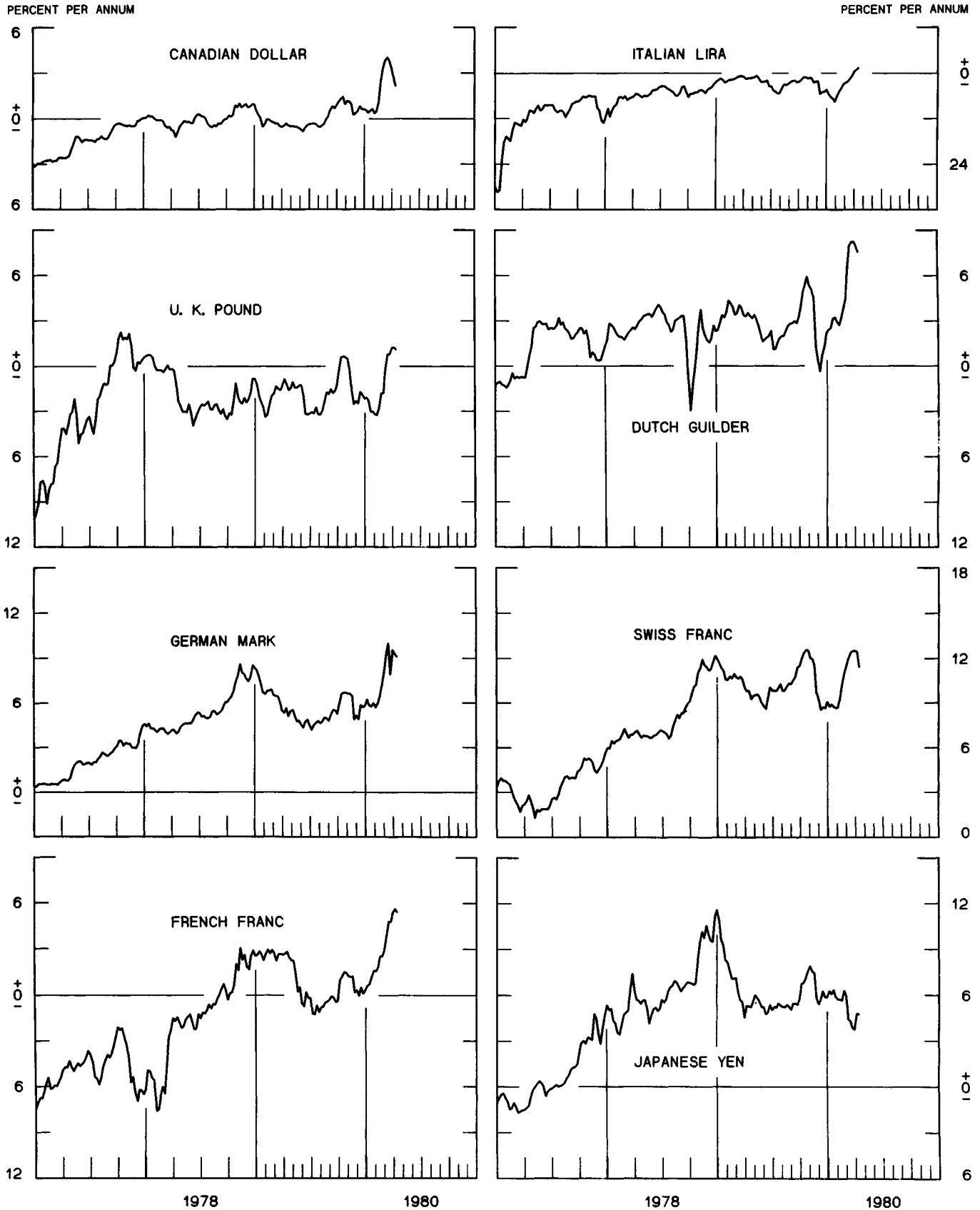
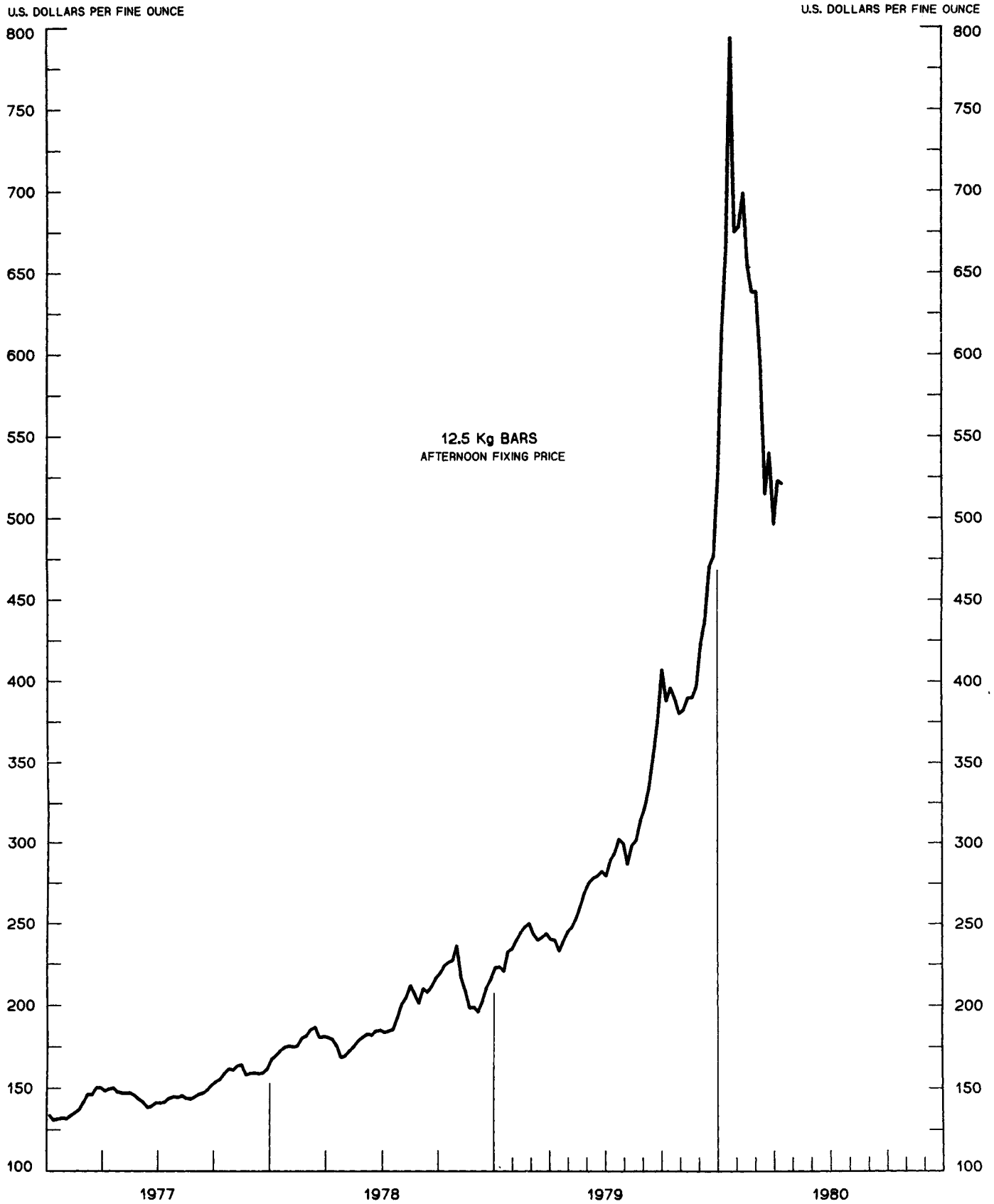


CHART 3  
**PRICE OF GOLD IN LONDON**  
AVERAGES FOR WEEK ENDING WEDNESDAY



12.5 Kg BARS  
AFTERNOON FIXING PRICE

CHART 4  
**CALL MONEY RATES**  
 WEEKLY SERIES

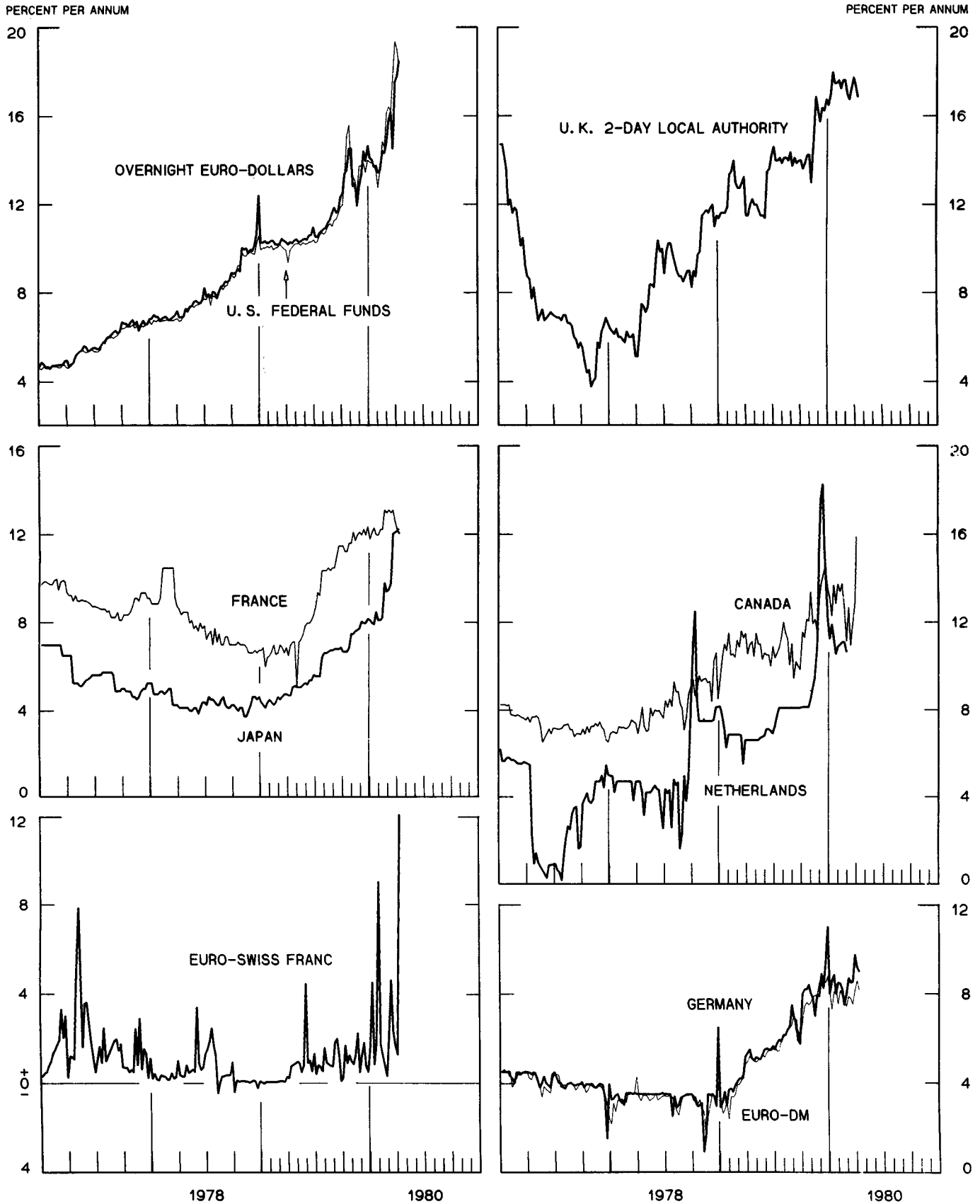


CHART 5  
**3-MONTH INTEREST RATES**  
 WEEKLY SERIES

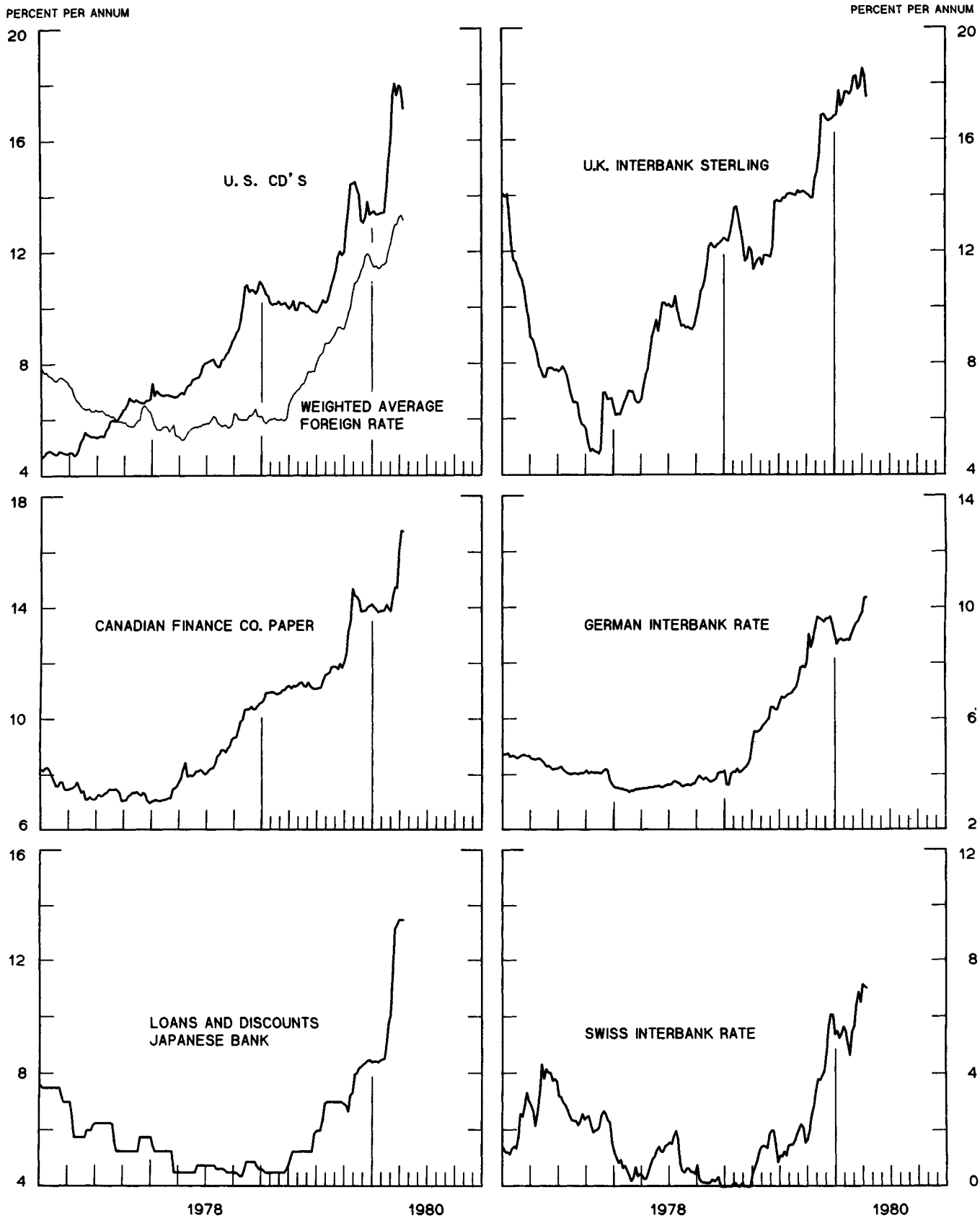


CHART 6  
**EURO-DOLLAR DEPOSIT RATES LONDON**  
AVERAGES FOR WEEK ENDING WEDNESDAY

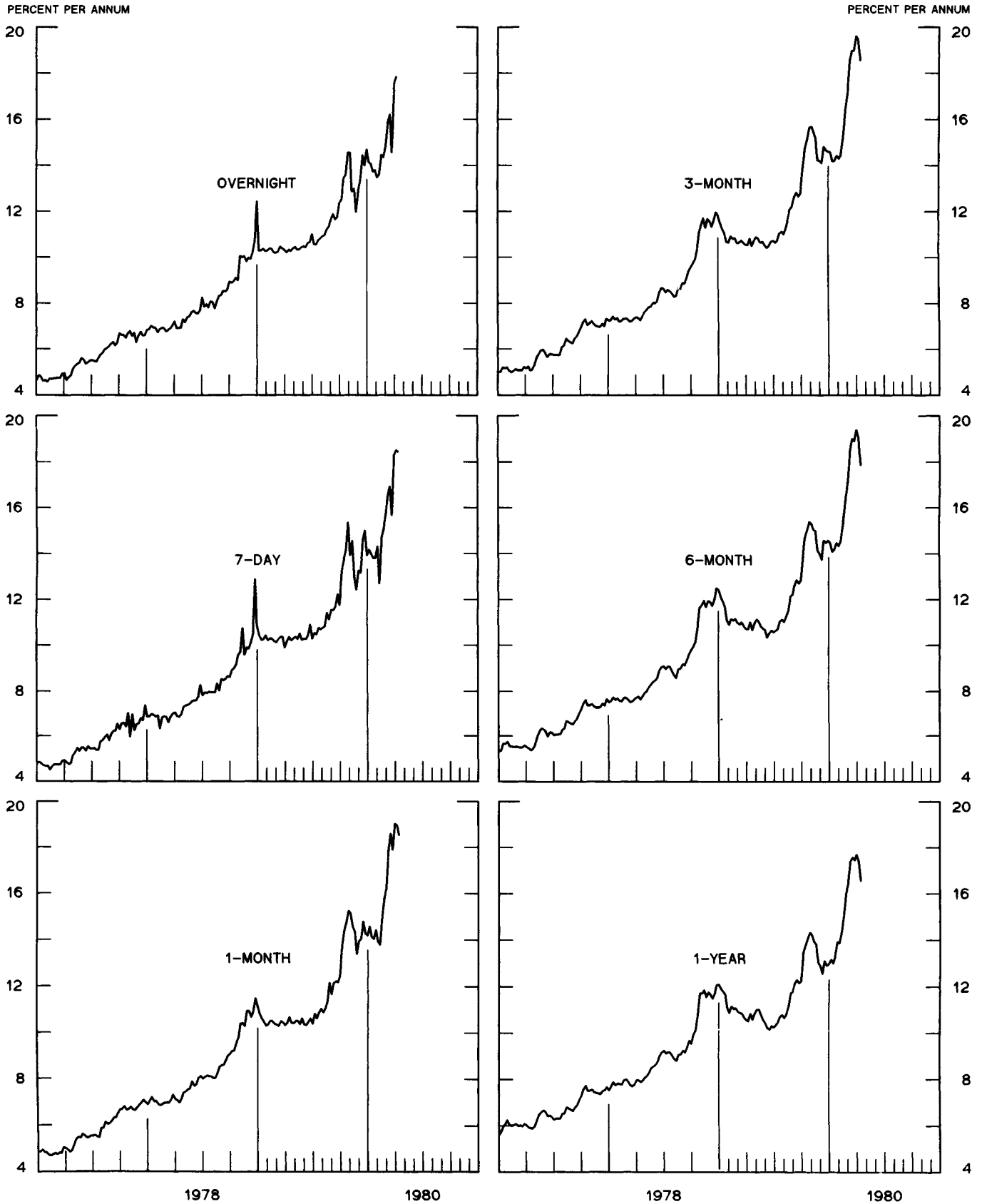
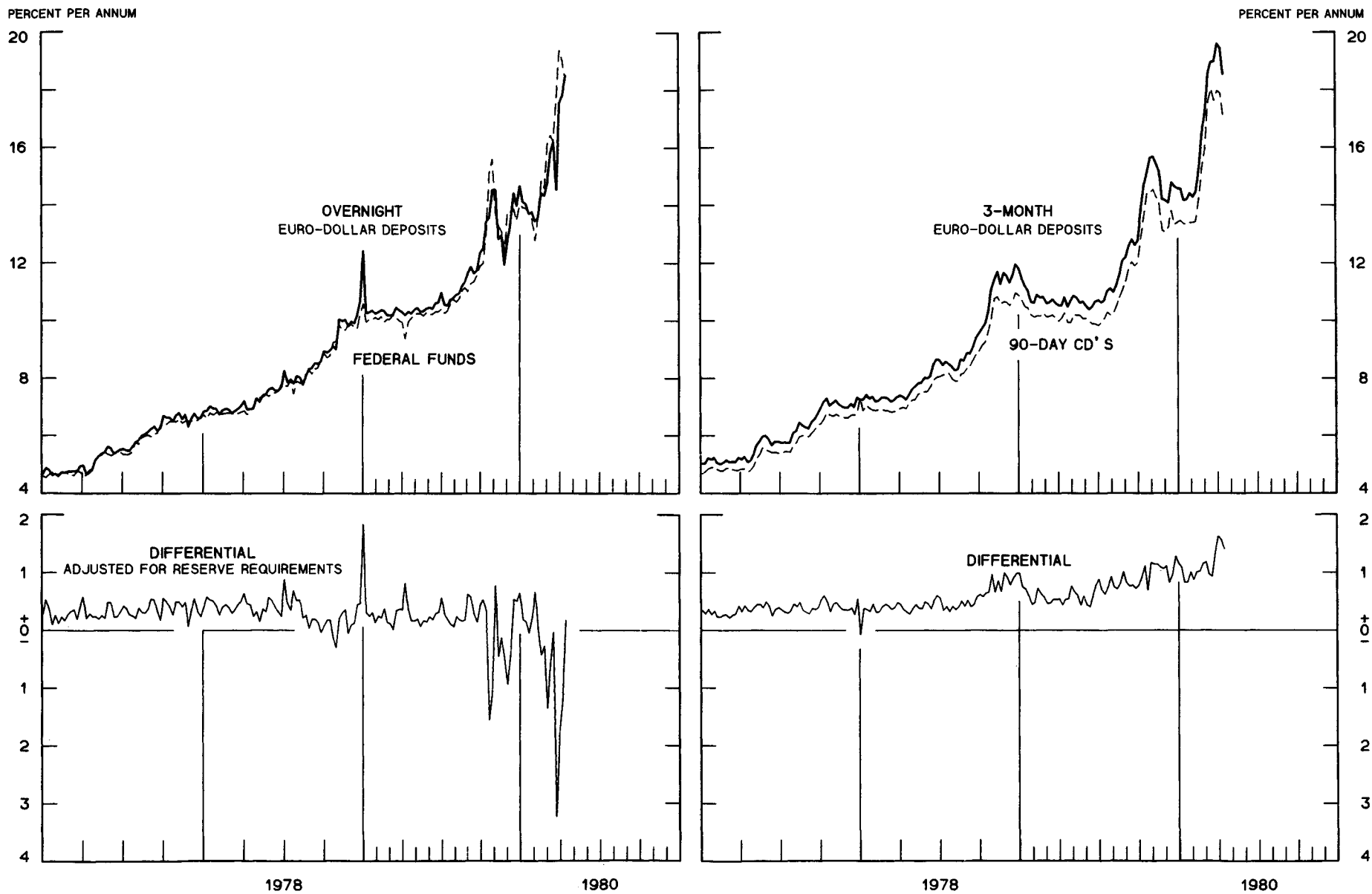




CHART 7  
**SELECTED EURO-DOLLAR AND U. S. MONEY MARKET RATES**

DIFFERENTIAL: PLUS(+), FAVORS BORROWING IN U. S.  
 AVERAGES FOR WEEK ENDING WEDNESDAY

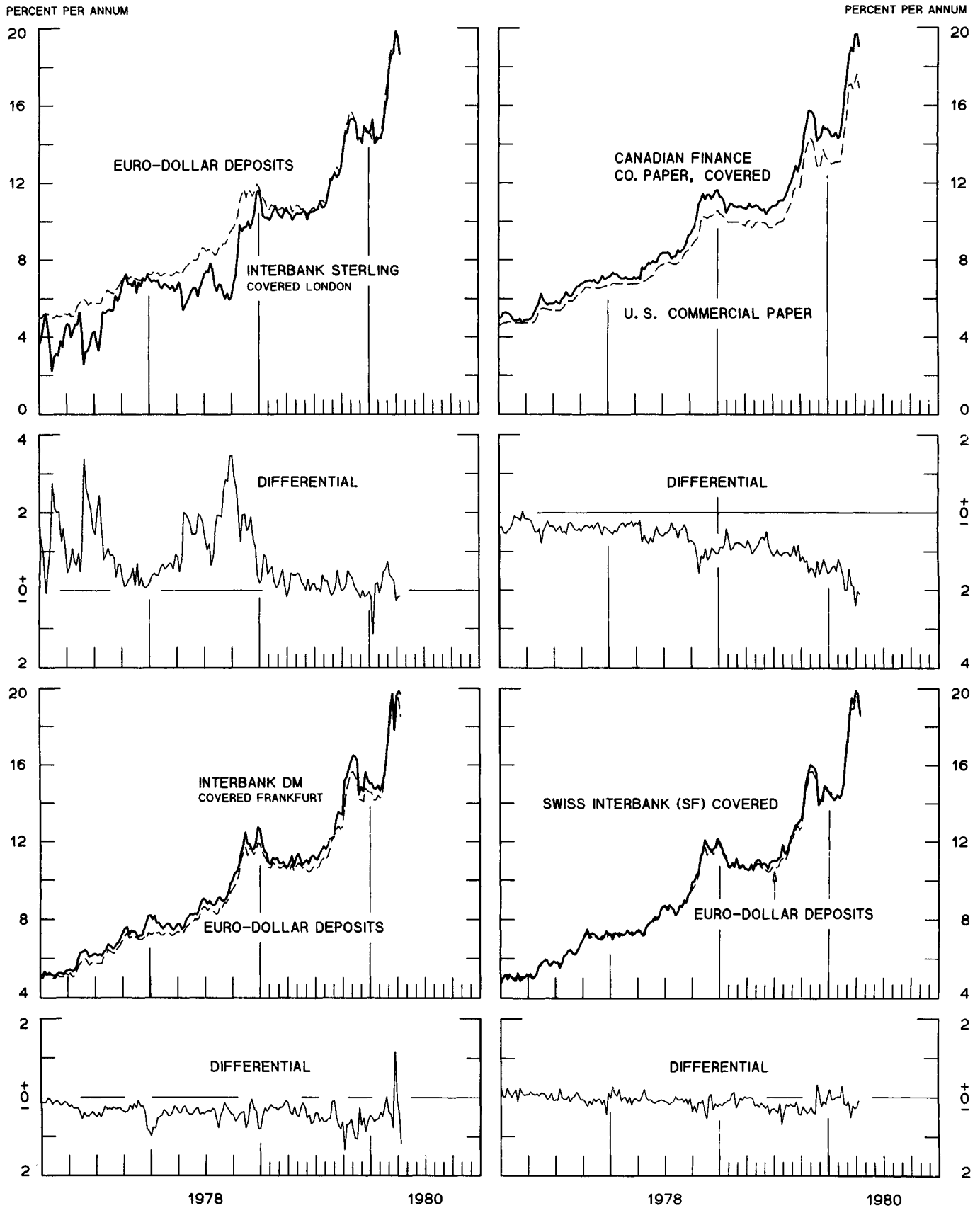


1 PERCENT ON DIFFERENTIAL SCALE = 2 PERCENT ON RATE SCALE

CHART 8

# INTEREST ARBITRAGE: 3-MONTH FUNDS

DIFFERENTIAL: PLUS(+), INDICATES FAVOR DOLLAR ASSETS  
AVERAGES FOR WEEK ENDING WEDNESDAY



1 PERCENT ON DIFFERENTIAL SCALE = 2 PERCENT ON RATE SCALE

CHART 9  
**LONG-TERM GOVERNMENT BOND YIELDS**  
 WEEKLY SERIES

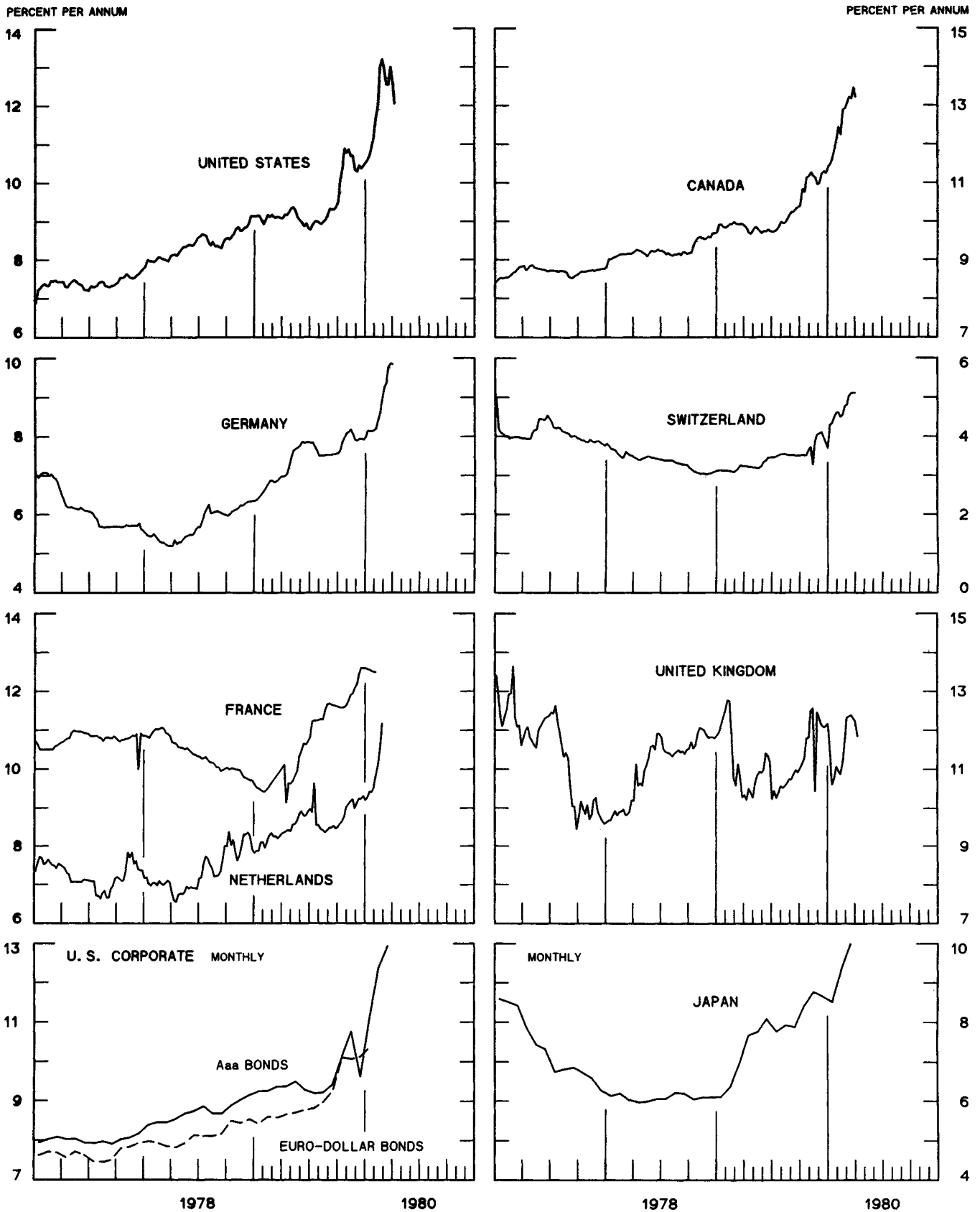
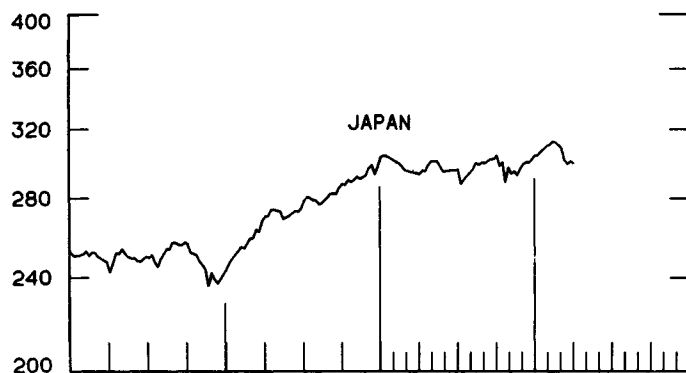
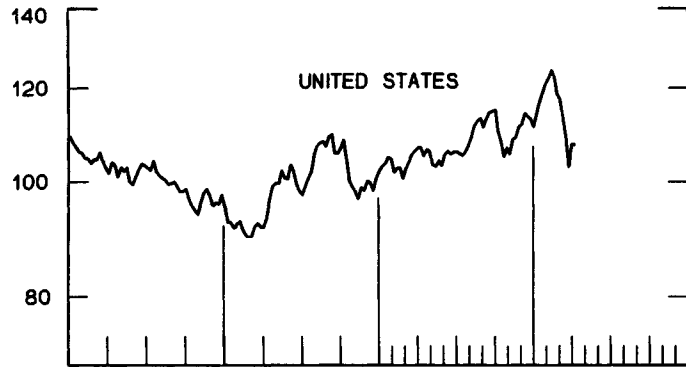
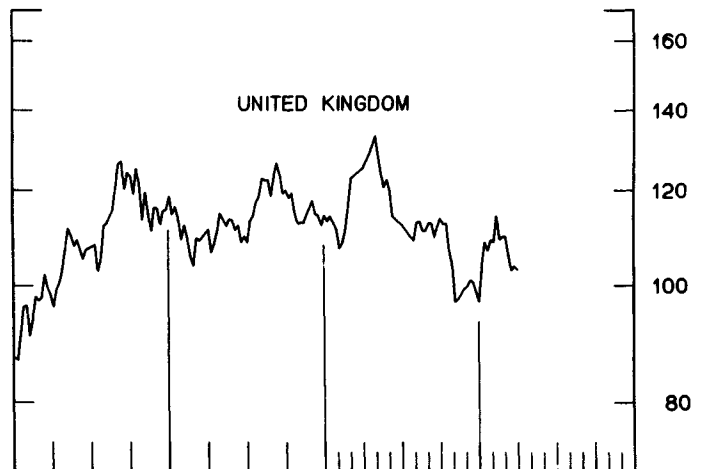
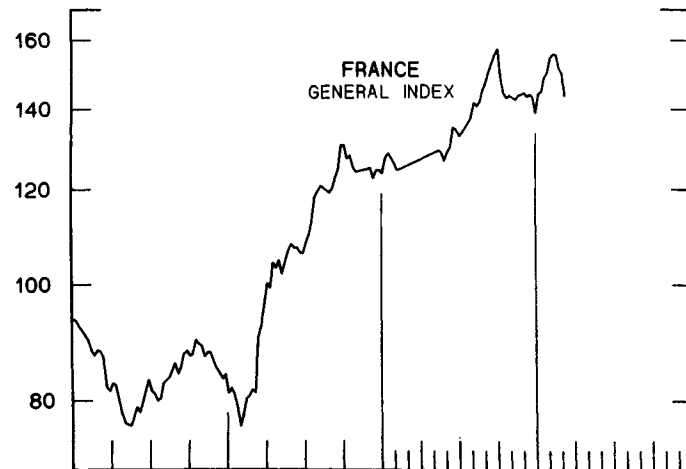
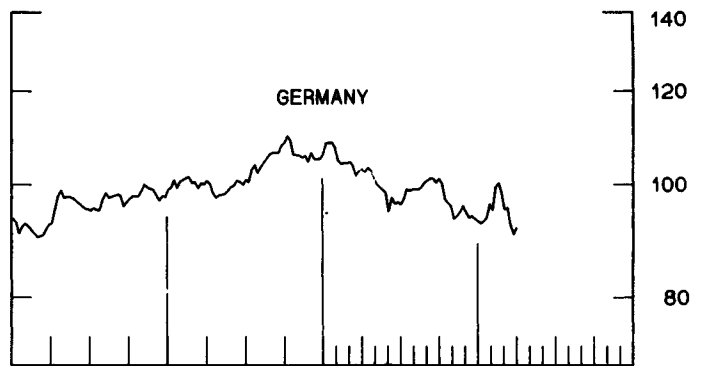
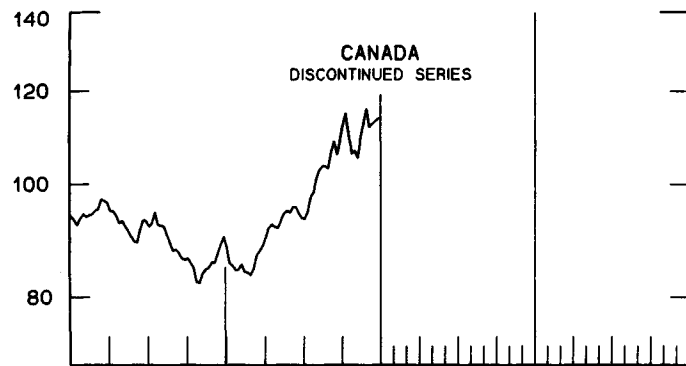
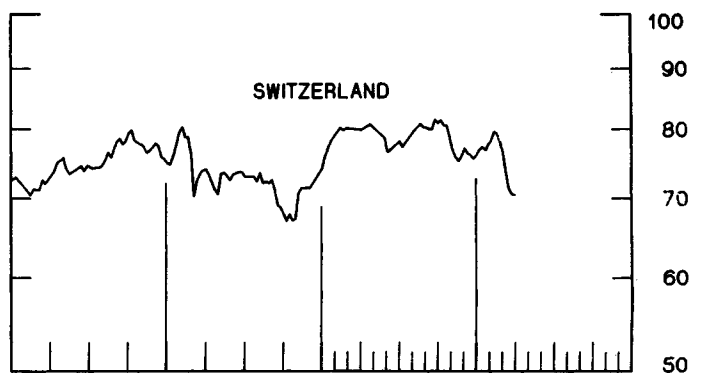


CHART 10  
**INDUSTRIAL STOCK INDICES**  
 WEEKLY SERIES

RATIO SCALE  
 1969=100



RATIO SCALE  
 1969=100



1978

1980

1978

1980

SERIES NAME

LAST VALUE PLOTTED  
DATE VALUE

CHART 1. SPOT EXCHANGE RATES AND INDICES

WEEKLY AVERAGES, NOON BUYING RATES (U.S. CENTS)

GERMAN MARK	APRIL 16	53.31
JAPANESE YEN	APRIL 16	0.39837
DUTCH GUILDER	APRIL 16	48.65
U.K. POUND	APRIL 16	219.89
CANADIAN DOLLAR	APRIL 16	84.49
FRENCH FRANC	APRIL 16	23.02
SWISS FRANC	APRIL 16	57.17
BELGIAN FRANC	APRIL 16	3.30498
ITALIAN LIRA	APRIL 16	0.11424

INDICES, MARCH 1973 BASE RATES = 100

GERMAN MARK	APRIL 16	149.96
JAPANESE YEN	APRIL 16	104.31
DUTCH GUILDER	APRIL 16	139.65
U.K. POUND	APRIL 16	88.94
CANADIAN DOLLAR	APRIL 16	84.21
FRENCH FRANC	APRIL 16	103.75
SWISS FRANC	APRIL 16	183.92
BELGIAN FRANC	APRIL 16	130.23
ITALIAN LIRA	APRIL 16	64.90

WEIGHTED AVERAGE EXCHANGE VALUE INDICES, MAR 1973 = 100  
(G-10 COUNTRIES PLUS SWITZERLAND)

U.S. DOLLAR	APRIL 16	91.14
GERMAN MARK	APRIL 16	148.78
JAPANESE YEN	APRIL 16	96.61
DUTCH GUILDER	APRIL 16	132.20
U.K. POUND	APRIL 16	81.06
CANADIAN DOLLAR	APRIL 16	76.82
FRENCH FRANC	APRIL 16	96.04
SWISS FRANC	APRIL 16	173.63
BELGIAN FRANC	APRIL 16	122.29
ITALIAN LIRA	APRIL 16	58.04
SWEDISH KRONA	APRIL 16	93.77

CHART 2. 3-MONTH FORWARD EXCHANGE RATES, PREMIUM OR DISCOUNT

CANADIAN DOLLAR	APRIL 16	2.16
U.K. POUND	APRIL 16	1.11
GERMAN MARK	APRIL 16	9.12
FRENCH FRANC	APRIL 16	5.45
SWISS FRANC	APRIL 16	11.43
DUTCH GUILDER	APRIL 16	7.56
JAPANESE YEN	APRIL 16	4.74
ITALIAN LIRA	APRIL 16	1.47

SERIES NAME	LAST VALUE PLOTTED	
	DATE	VALUE
<b>CHART 3. GOLD PRICE IN LONDON, AFTERNOON FIXING</b>		
U.S. DOLLARS PER FINE OUNCE	APRIL 16	520.75
<b>CHART 4. CALL MONEY RATES</b>		
U.S. FEDERAL FUNDS	APRIL 16	18.35
OVERNIGHT EURO-DOLLAR DEPOSITS	APRIL 16	18.53
U.K. 2-DAY LOCAL AUTHORITY DEPOSITS	APRIL 11	16.88
CANADA	APRIL 4	15.90
GERMANY	APRIL 11	9.00
EURO-DM	APRIL 11	8.17
JAPAN	APRIL 11	12.06
FRANCE	APRIL 11	12.25
NETHERLANDS	FEB. 29	10.65
EURO-SWISS FRANC	APRIL 11	12.13
<b>CHART 5. 3-MONTH INTEREST RATES</b>		
U.S. 90-DAY CD'S, SECONDARY MARKET	APRIL 16	17.13
GERMAN INTERBANK LOAN	APRIL 16	10.36
JAPANESE BANK LOANS & DISCOUNTS	APRIL 16	13.50
CANADIAN FINANCE PAPER	APRIL 16	16.74
INTERBANK STERLING	APRIL 16	17.51
SWISS INTERBANK LOAN	APRIL 16	7.00
WEIGHTED AVERAGE FOREIGN INTEREST RATE (G-10 COUNTRIES PLUS SWITZERLAND)	APRIL 16	13.13
<b>CHART 6. EURO-DOLLAR DEPOSIT RATES: LONDON</b>		
OVERNIGHT	APRIL 16	18.53
7-DAY	APRIL 16	18.44
1-MONTH	APRIL 16	18.54
3-MONTH	APRIL 16	18.54
6-MONTH	APRIL 16	17.85
1-YEAR	APRIL 16	16.54
<b>CHART 7. SELECTED EURO-DOLLAR AND U.S. MONEY MARKET RATES</b>		
OVERNIGHT EURO-DOLLAR DEPOSITS	APRIL 16	18.53
U.S. FEDERAL FUNDS	APRIL 16	18.35
DIFFERENTIAL ADJ. FOR RESERVE REQUIREMENTS	APRIL 16	0.18
3-MONTH EURO-DOLLAR DEPOSIT RATE	APRIL 16	18.54
U.S. 90-DAY CD'S, SECONDARY MARKET	APRIL 16	17.13
DIFFERENTIAL	APRIL 16	1.41

SERIES NAME

LAST VALUE PLOTTED  
DATE VALUE

CHART 8. INTEREST ARBITRAGE, 3-MONTH FUNDS

EURO-DOLLAR DEPOSIT	APRIL 16	18.54
INTERBANK STERLING (LONDON), COVERED	APRIL 16	18.67
DIFFERENTIAL	APRIL 16	-0.14
U.S. COMMERCIAL PAPER	APRIL 16	16.88
CANADIAN FINANCE PAPER, COVERED	APRIL 16	18.99
DIFFERENTIAL	APRIL 16	-2.11
EURO-DOLLAR DEPOSIT	APRIL 16	18.54
INTERBANK DM (FRANKFURT), COVERED	APRIL 16	19.72
DIFFERENTIAL	APRIL 16	-1.18
EURO-DOLLAR DEPOSIT	APRIL 16	18.54
SWISS INTERBANK, COVERED	APRIL 16	18.63
DIFFERENTIAL	APRIL 16	-0.09

CHART 9. LONG TERM GOVERNMENT BOND YIELDS

UNITED STATES	APRIL 11	12.05
GERMANY	APRIL 4	9.84
JAPAN (MONTHLY)	MARCH	10.00
SWITZERLAND	APRIL 4	5.10
CANADA	APRIL 4	13.20
FRANCE	FEB. 8	12.49
NETHERLANDS	FEB. 29	11.18
UNITED KINGDOM	APRIL 11	11.83

U.S. CORPORATE

AAA BONDS	MARCH	12.96
EURO-DM BONDS	DEC.	6.63
EURO-DOLLAR BONDS	JAN.	10.35

CHART 10. INDUSTRIAL STOCK INDICES

UNITED STATES	APRIL 11	107.38
JAPAN	APRIL 4	299.59
CANADA	DEC. 29	113.81
FRANCE	MARCH 14	143.40
UNITED KINGDOM	APRIL 4	102.93
SWITZERLAND	APRIL 4	70.34
GERMANY	APRIL 4	91.60