

Selected Interest & Exchange Rates

Weekly Series of Charts

April 7, 1980

**Prepared by the
FINANCIAL MARKETS
SECTION**

**DIVISION OF
INTERNATIONAL FINANCE**

**BOARD OF GOVERNORS
FEDERAL RESERVE SYSTEM
Washington, D.C. 20551**

Table of Contents

TABLES

1. LATEST FIGURES PLOTTED
2. DAILY CERTIFIED SPOT EXCHANGE RATES--
H.10 RELEASE

CHARTS

1. SPOT EXCHANGE RATE INDICES
2. 3-MONTH FORWARD EXCHANGE RATES
3. GOLD PRICE--LONDON
4. CALL MONEY RATES
5. 3-MONTH INTEREST RATES
6. EURO-DOLLAR DEPOSIT RATES
7. SELECTED EURO-DOLLAR AND
U.S. MONEY MARKET RATES
8. INTEREST ARBITRAGE: 3-MONTH FUNDS
9. LONG-TERM GOVERNMENT BOND YIELDS
10. INDUSTRIAL STOCK INDICES

SUBSCRIPTION RATES:

Weekly \$15.00 per year or \$.40 each in the United States, its possessions, Canada, and Mexico; 10 or more of the same issue to one address, \$13.50 per year or \$.35 each. Elsewhere, \$20.00 per year or \$.50 each. Address requests to Publications Services, Division of Administrative Services, and make payment remittance payable to the order of the Board of Governors of the Federal Reserve System in a form collectible at par in U.S. Currency.

CHART 1

SPOT EXCHANGE INDICES

DOLLAR PRICES OF FOREIGN CURRENCIES AND WEIGHTED AVERAGE VALUES (THIN LINE)
AVERAGES FOR WEEK ENDING WEDNESDAY

RATIO SCALE
MARCH 1973=100

RATIO SCALE
MARCH 1973=100

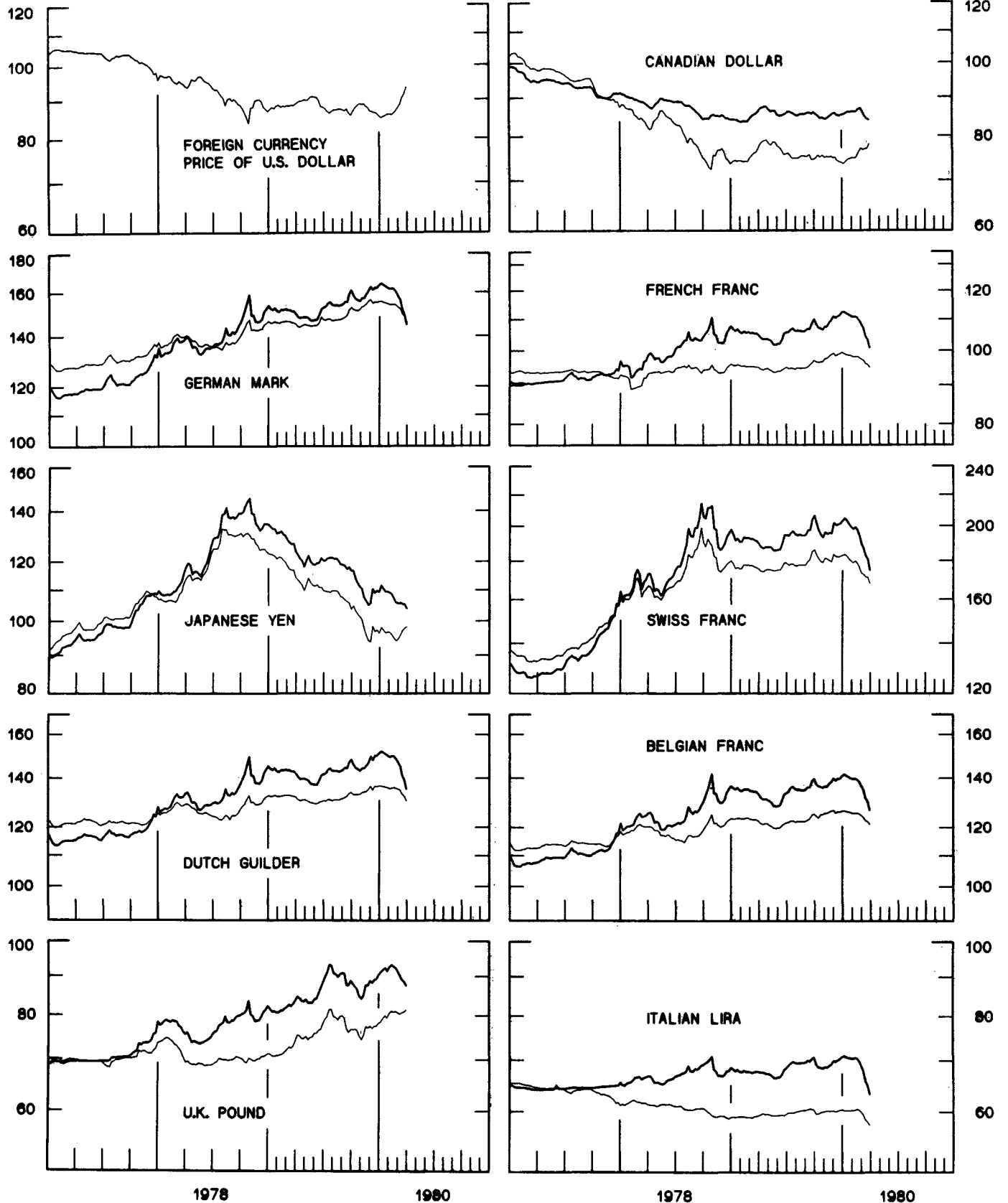


CHART 2
3-MONTH FORWARD EXCHANGE RATES

PREMIUM (+) OR (-)
 AVERAGES FOR WEEK ENDING WEDNESDAY

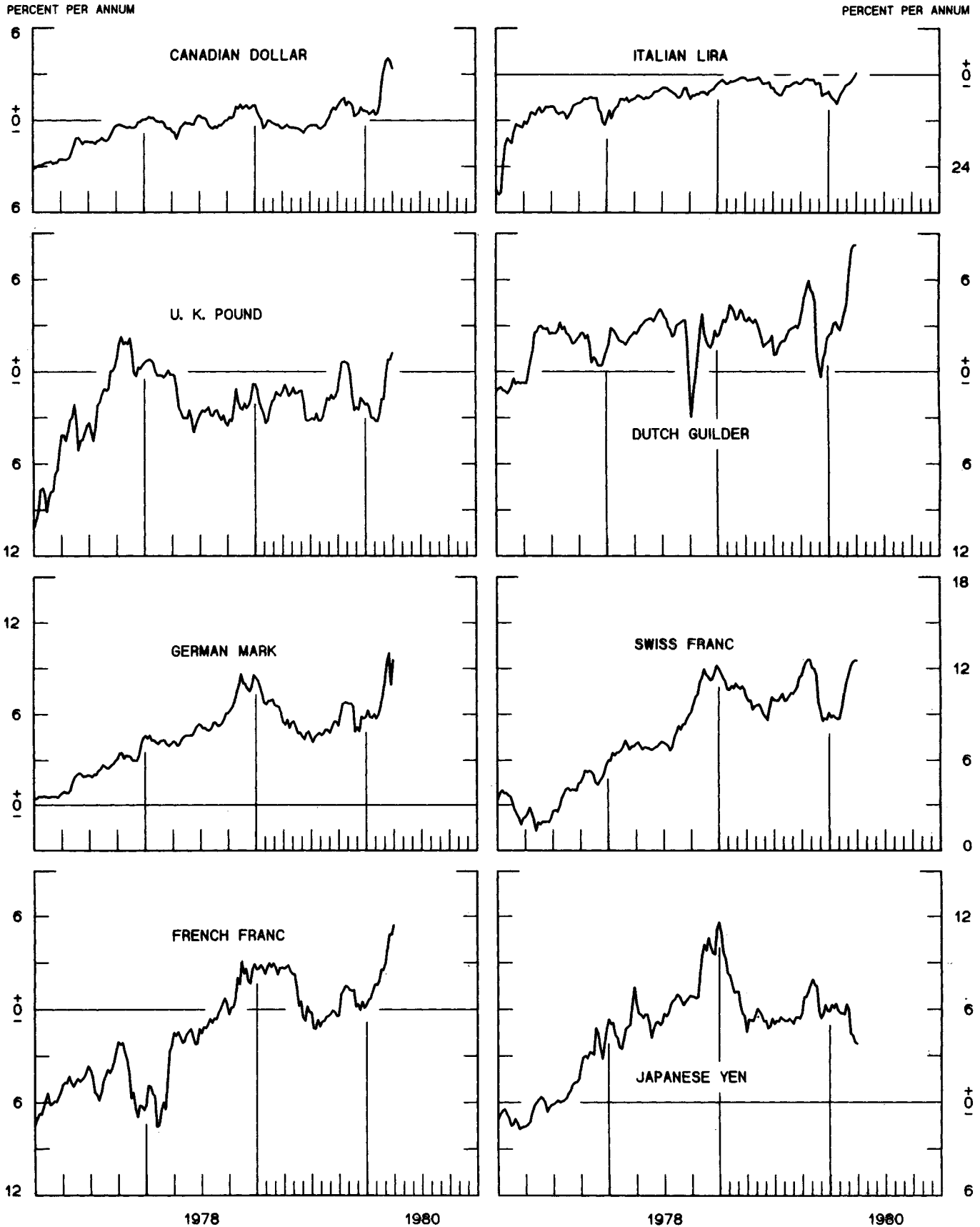


CHART 3
PRICE OF GOLD IN LONDON
AVERAGES FOR WEEK ENDING WEDNESDAY

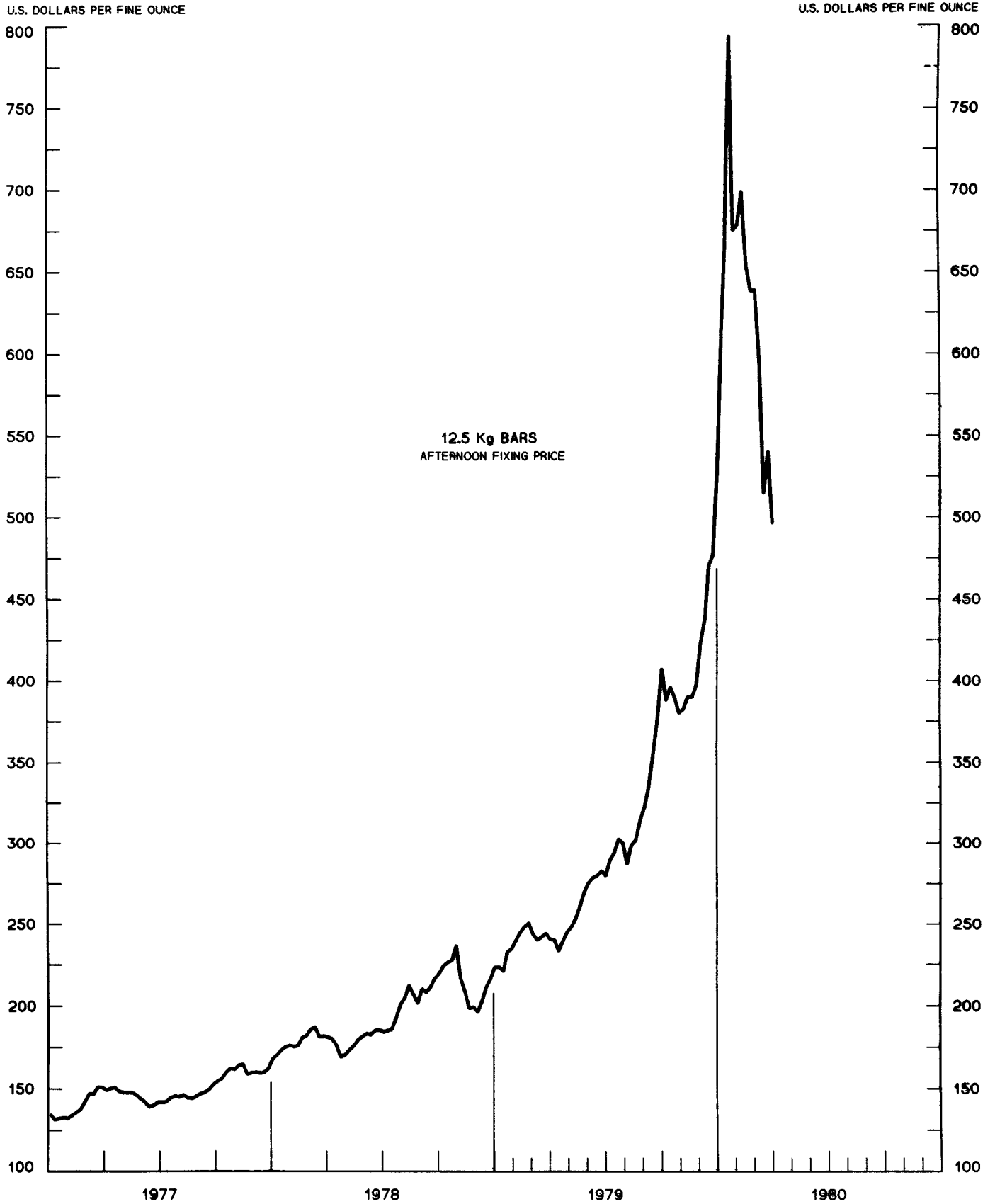


CHART 4
CALL MONEY RATES
 WEEKLY SERIES

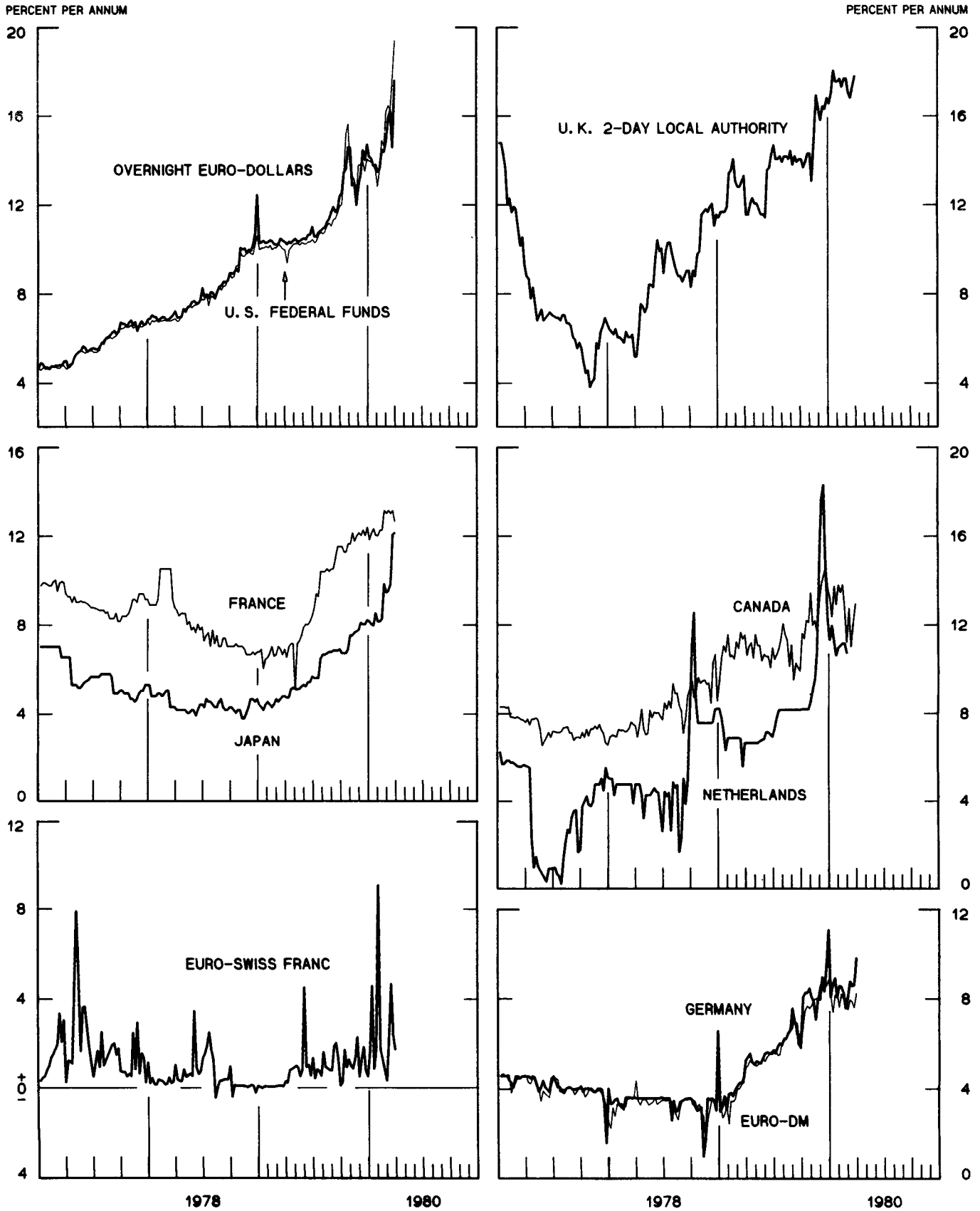


CHART 5
3-MONTH INTEREST RATES
 WEEKLY SERIES

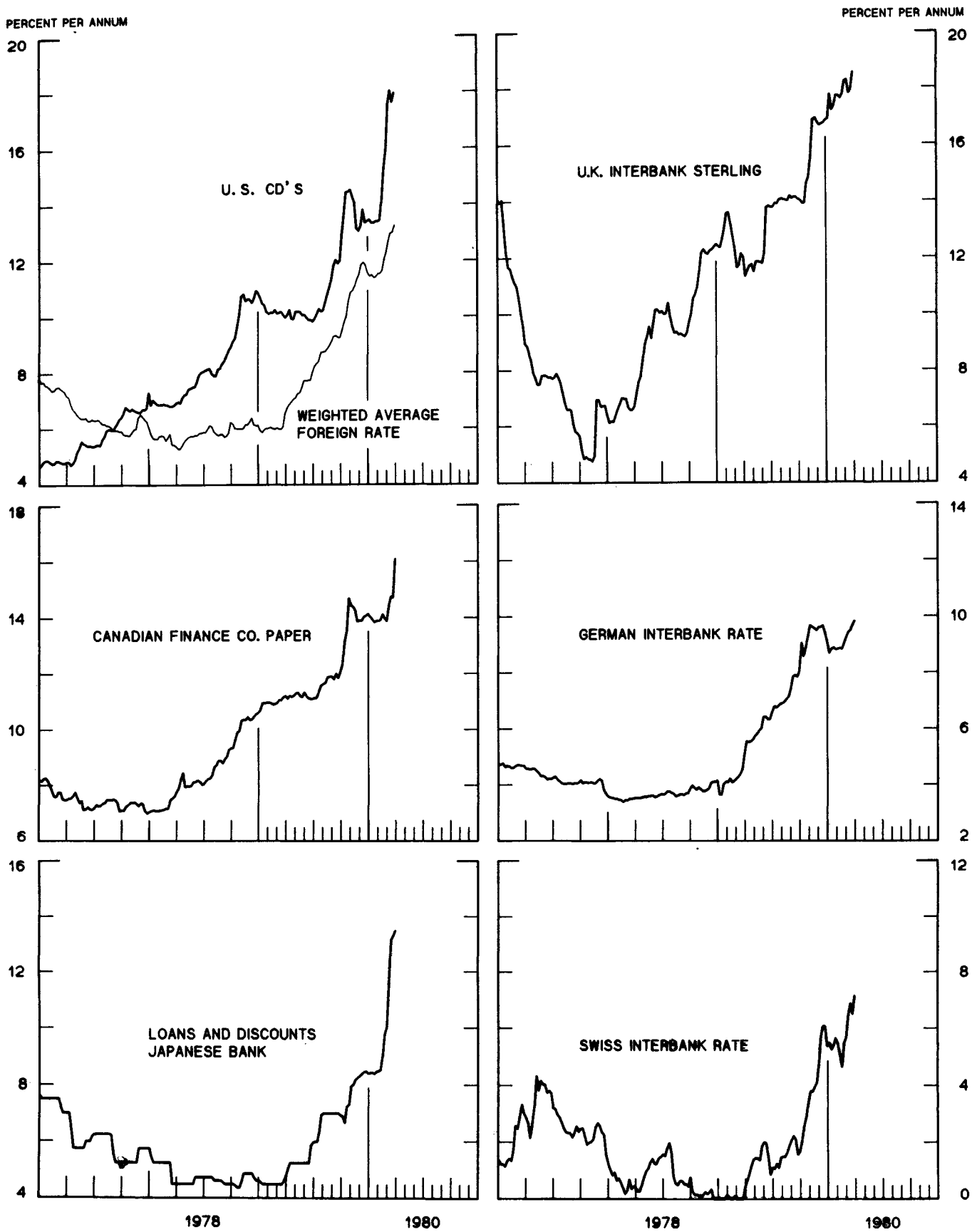


CHART 6
EURO-DOLLAR DEPOSIT RATES LONDON
AVERAGES FOR WEEK ENDING WEDNESDAY

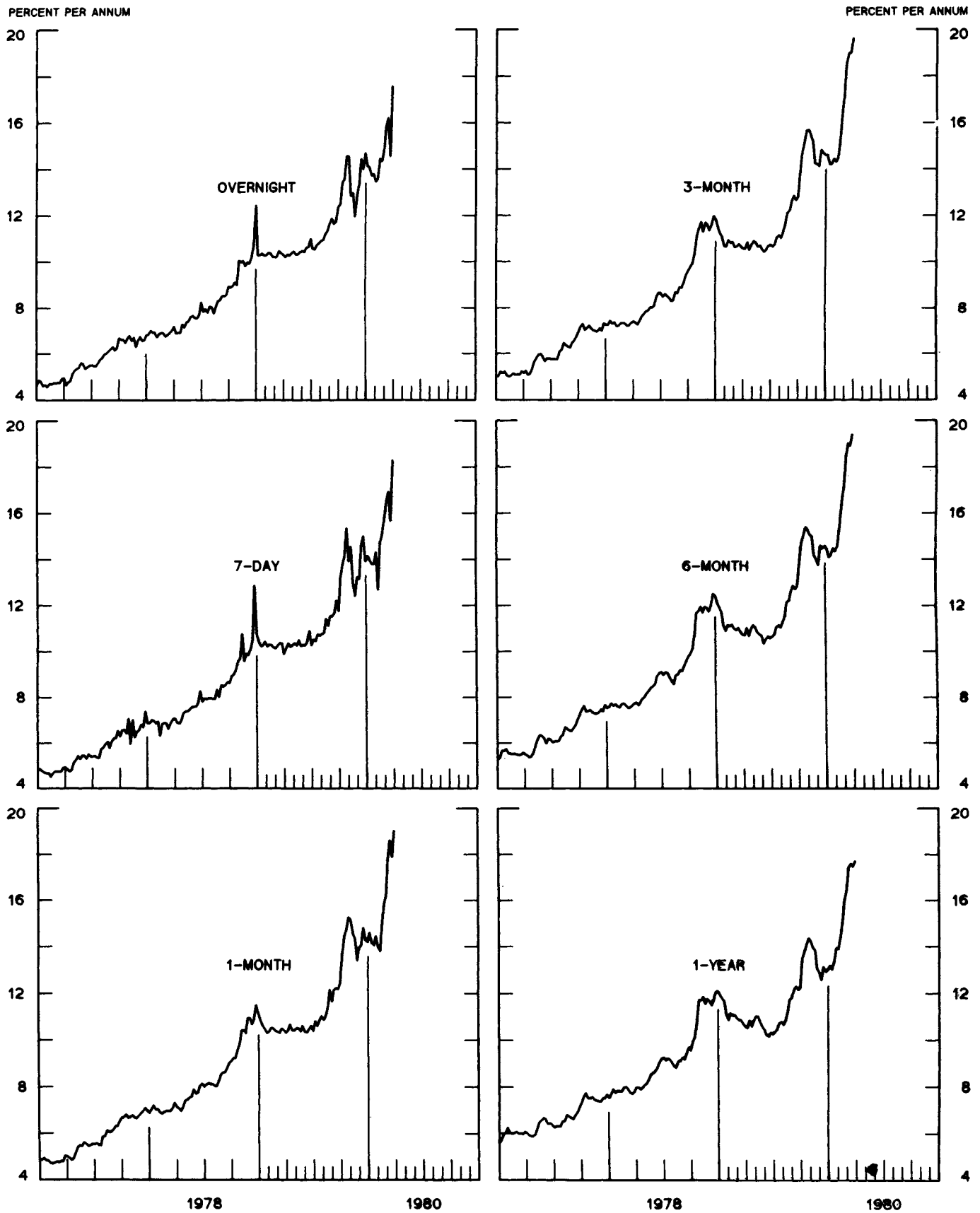
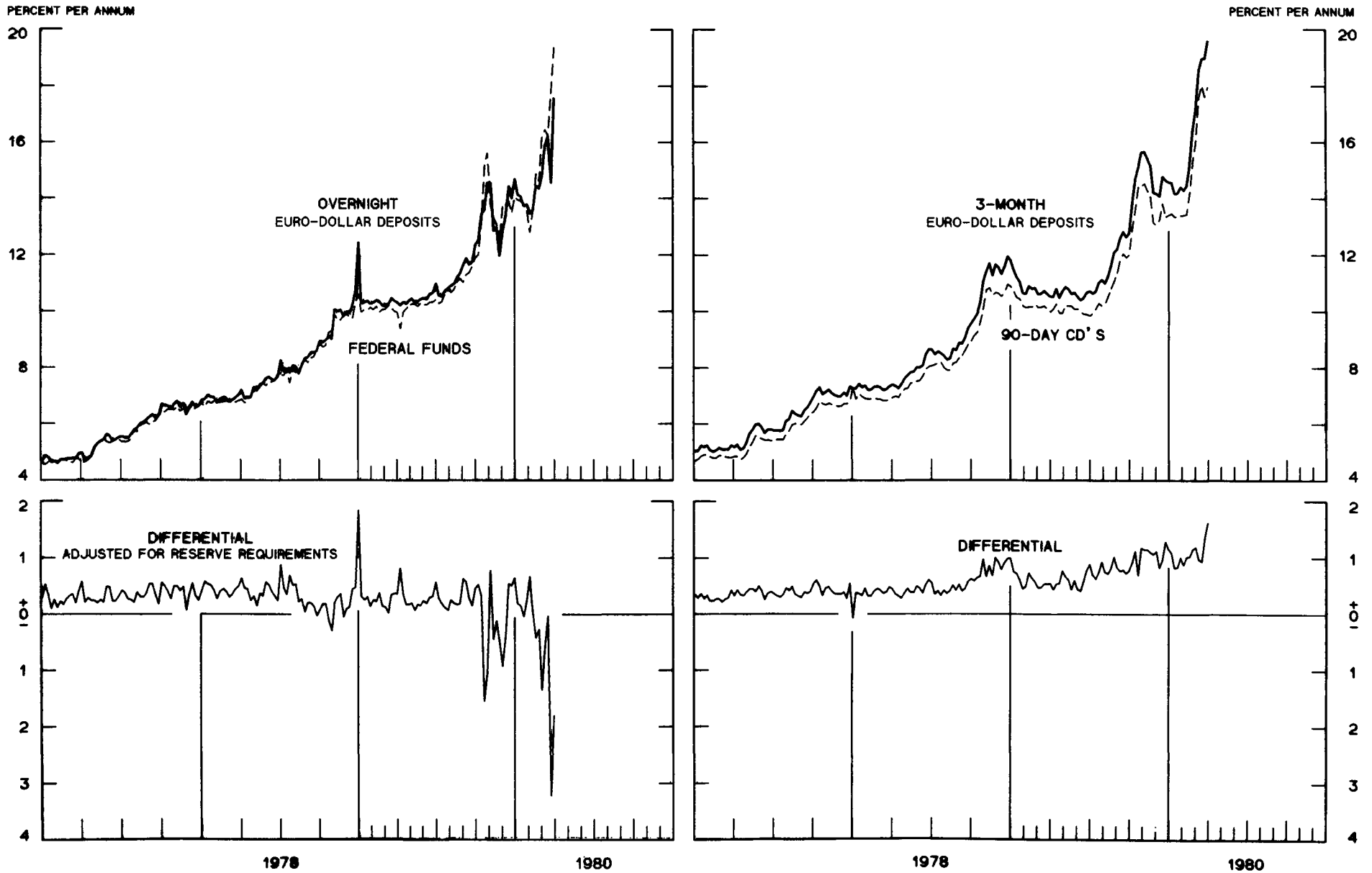


CHART 7
SELECTED EURO-DOLLAR AND U. S. MONEY MARKET RATES

DIFFERENTIAL: PLUS(+), FAVORS BORROWING IN U. S.
 AVERAGES FOR WEEK ENDING WEDNESDAY

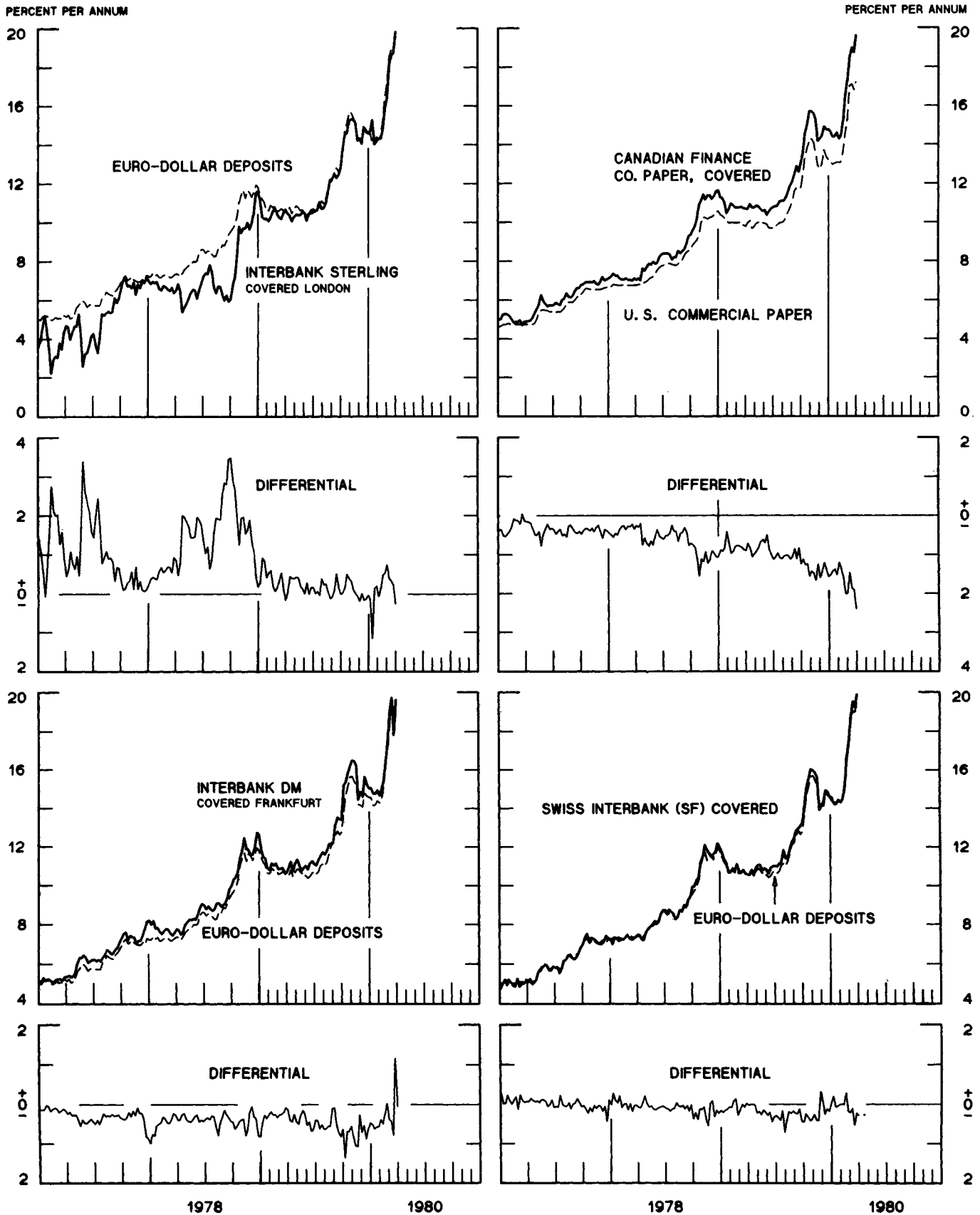


1 PERCENT ON DIFFERENTIAL SCALE = 2 PERCENT ON RATE SCALE

CHART 8

INTEREST ARBITRAGE: 3-MONTH FUNDS

DIFFERENTIAL: PLUS(+), INDICATES FAVOR DOLLAR ASSETS
AVERAGES FOR WEEK ENDING WEDNESDAY



1 PERCENT ON DIFFERENTIAL SCALE = 2 PERCENT ON RATE SCALE

CHART 9
LONG-TERM GOVERNMENT BOND YIELDS
 WEEKLY SERIES

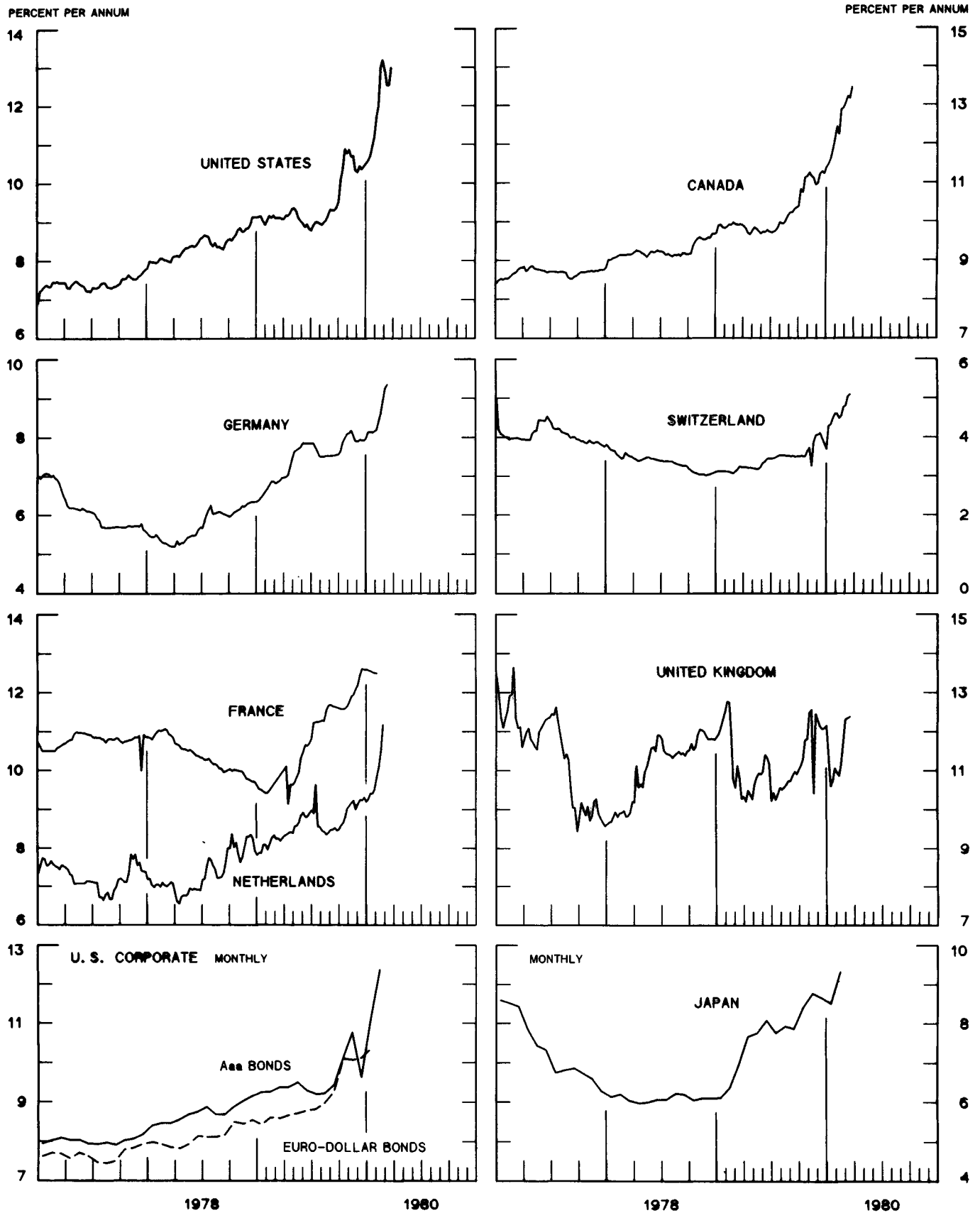
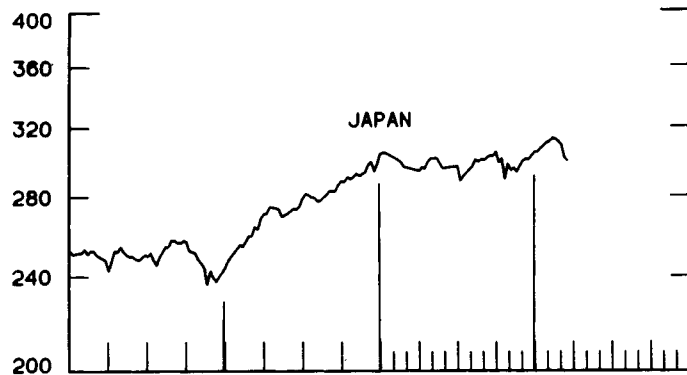
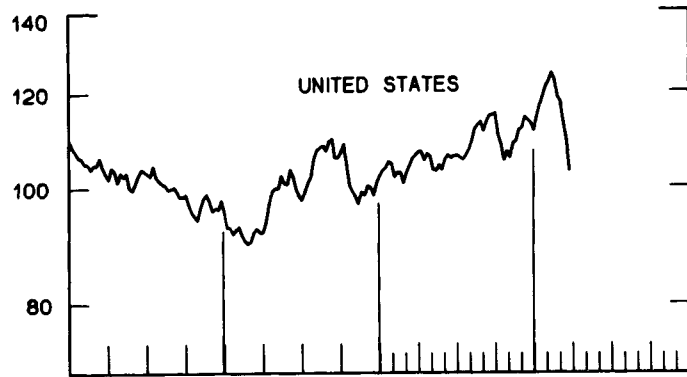
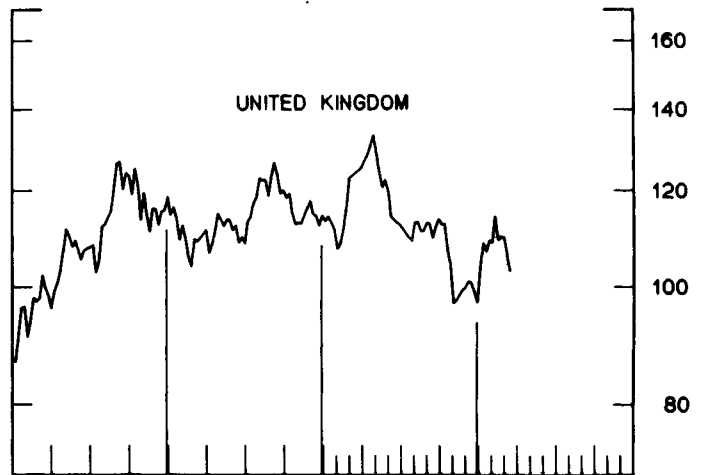
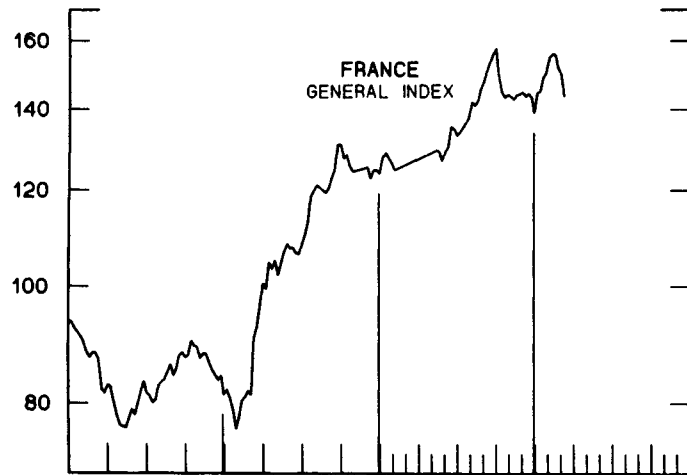
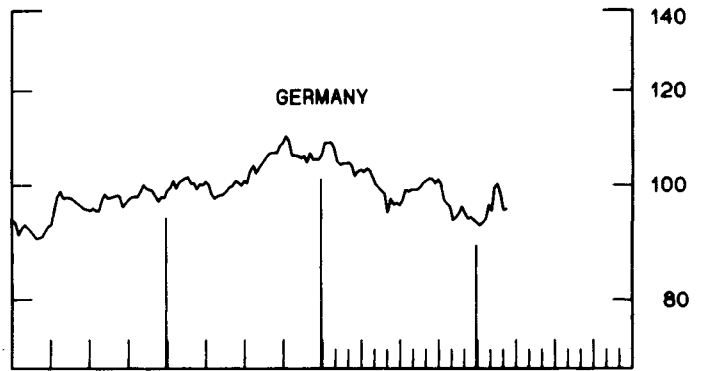
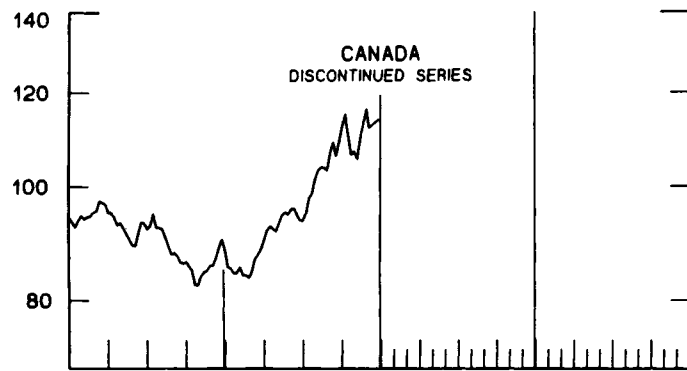
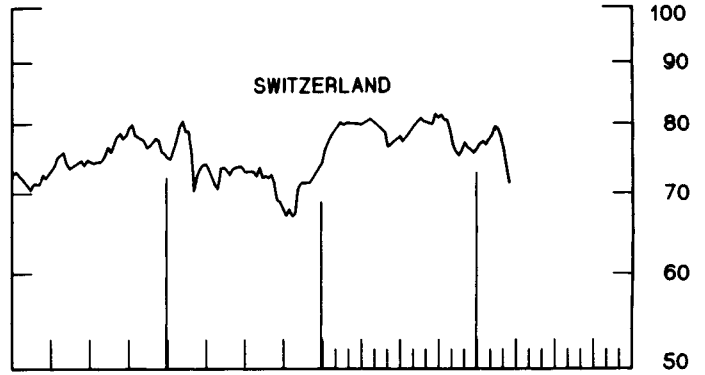


CHART 10
INDUSTRIAL STOCK INDICES
 WEEKLY SERIES

RATIO SCALE
 1969=100



RATIO SCALE
 1969=100



1978

1980

1978

1980

SERIES NAME

LAST VALUE PLOTTED
DATE VALUE

CHART 1. SPOT EXCHANGE RATES AND INDICES

WEEKLY AVERAGES, NOON BUYING RATES (U.S. CENTS)

GERMAN MARK	APRIL 2	51.45
JAPANESE YEN	APRIL 2	0.39647
DUTCH GUILDER	APRIL 2	47.02
U.K. POUND	APRIL 2	216.17
CANADIAN DOLLAR	APRIL 2	83.99
FRENCH FRANC	APRIL 2	22.30
SWISS FRANC	APRIL 2	54.16
BELGIAN FRANC	APRIL 2	3.20487
ITALIAN LIRA	APRIL 2	0.11118

INDICES, MARCH 1973 BASE RATES = 100

GERMAN MARK	APRIL 2	144.73
JAPANESE YEN	APRIL 2	103.81
DUTCH GUILDER	APRIL 2	134.99
U.K. POUND	APRIL 2	87.43
CANADIAN DOLLAR	APRIL 2	83.71
FRENCH FRANC	APRIL 2	100.49
SWISS FRANC	APRIL 2	174.24
BELGIAN FRANC	APRIL 2	126.29
ITALIAN LIRA	APRIL 2	63.16

WEIGHTED AVERAGE EXCHANGE VALUE INDICES, MAR 1973 = 100
(G-10 COUNTRIES PLUS SWITZERLAND)

U.S. DOLLAR	APRIL 2	93.44
GERMAN MARK	APRIL 2	145.97
JAPANESE YEN	APRIL 2	98.21
DUTCH GUILDER	APRIL 2	130.17
U.K. POUND	APRIL 2	81.29
CANADIAN DOLLAR	APRIL 2	77.95
FRENCH FRANC	APRIL 2	94.72
SWISS FRANC	APRIL 2	167.57
BELGIAN FRANC	APRIL 2	120.85
ITALIAN LIRA	APRIL 2	57.58
SWEDISH KRONA	APRIL 2	93.58

CHART 2. 3-MONTH FORWARD EXCHANGE RATES, PREMIUM OR DISCOUNT

CANADIAN DOLLAR	APRIL 2	3.39
U.K. POUND	APRIL 2	1.25
GERMAN MARK	APRIL 2	9.58
FRENCH FRANC	APRIL 2	5.45
SWISS FRANC	APRIL 2	12.52
DUTCH GUILDER	APRIL 2	8.27
JAPANESE YEN	APRIL 2	3.73
ITALIAN LIRA	APRIL 2	0.46

SERIES NAME	LAST VALUE PLOTTED	
	DATE	VALUE
CHART 3. GOLD PRICE IN LONDON, AFTERNOON FIXING		
U.S. DOLLARS PER FINE OUNCE	APRIL 2	495.95
CHART 4. CALL MONEY RATES		
U.S. FEDERAL FUNDS	APRIL 2	19.39
OVERNIGHT EURO-DOLLAR DEPOSITS	APRIL 2	17.59
U.K. 2-DAY LOCAL AUTHORITY DEPOSITS	APRIL 4	17.38
CANADA	APRIL 4	15.90
GERMANY	APRIL 4	9.20
EURO-DM	MARCH 28	8.18
JAPAN	APRIL 4	12.19
FRANCE	APRIL 4	12.25
NETHERLANDS	FEB. 29	10.65
EURO-SWISS FRANC	MARCH 28	1.70
CHART 5. 3-MONTH INTEREST RATES		
U.S. 90-DAY CD'S, SECONDARY MARKET	APRIL 2	17.97
GERMAN INTERBANK LOAN	APRIL 2	9.83
JAPANESE BANK LOANS & DISCOUNTS	APRIL 2	13.50
CANADIAN FINANCE PAPER	APRIL 2	16.10
INTERBANK STERLING	APRIL 2	18.55
SWISS INTERBANK LOAN	APRIL 2	7.15
WEIGHTED AVERAGE FOREIGN INTEREST RATE (G-10 COUNTRIES PLUS SWITZERLAND)	APRIL 2	13.26
CHART 6. EURO-DOLLAR DEPOSIT RATES: LONDON		
OVERNIGHT	APRIL 2	17.59
7-DAY	APRIL 2	18.30
1-MONTH	APRIL 2	19.04
3-MONTH	APRIL 2	19.60
6-MONTH	APRIL 2	19.39
1-YEAR	APRIL 2	17.69
CHART 7. SELECTED EURO-DOLLAR AND U.S. MONEY MARKET RATES		
OVERNIGHT EURO-DOLLAR DEPOSITS	APRIL 2	17.59
U.S. FEDERAL FUNDS	APRIL 2	19.39
DIFFERENTIAL ADJ. FOR RESERVE REQUIREMENTS	APRIL 2	-1.80
3-MONTH EURO-DOLLAR DEPOSIT RATE	APRIL 2	19.60
U.S. 90-DAY CD'S, SECONDARY MARKET	APRIL 2	17.97
DIFFERENTIAL	APRIL 2	1.63

SERIES NAME

LAST VALUE PLOTTED
DATE VALUE

CHART 8. INTEREST ARBITRAGE, 3-MONTH FUNDS

EURO-DOLLAR DEPOSIT	APRIL 2	19.60
INTERBANK STERLING (LONDON), COVERED	APRIL 2	19.86
DIFFERENTIAL	APRIL 2	-0.26
U.S. COMMERCIAL PAPER	APRIL 2	17.22
CANADIAN FINANCE PAPER, COVERED	APRIL 2	19.63
DIFFERENTIAL	APRIL 2	-2.41
EURO-DOLLAR DEPOSIT	APRIL 2	19.60
INTERBANK DM (FRANKFURT), COVERED	APRIL 2	19.65
DIFFERENTIAL	APRIL 2	-0.05
EURO-DOLLAR DEPOSIT	APRIL 2	19.60
SWISS INTERBANK, COVERED	APRIL 2	19.89
DIFFERENTIAL	APRIL 2	-0.29

CHART 9. LONG TERM GOVERNMENT BOND YIELDS

UNITED STATES	APRIL 4	12.62
GERMANY	MARCH 21	9.77
JAPAN (MONTHLY)	FEB.	9.33
SWITZERLAND	MARCH 21	5.09
CANADA	APRIL 4	13.20
FRANCE	FEB. 8	12.49
NETHERLANDS	FEB. 29	11.18
UNITED KINGDOM	MARCH 28	12.30

U.S. CORPORATE

AAA BONDS	MARCH	12.96
EURO-DM BONDS	DEC.	6.63
EURO-DOLLAR BONDS	JAN.	10.35

CHART 10. INDUSTRIAL STOCK INDICES

UNITED STATES	MARCH 28	102.84
JAPAN	MARCH 21	299.18
CANADA	DEC. 29	113.81
FRANCE	MARCH 14	143.40
UNITED KINGDOM	MARCH 21	102.91
SWITZERLAND	MARCH 21	71.21
GERMANY	MARCH 14	95.45