

# Selected Interest & Exchange Rates

## Weekly Series of Charts

**March 31, 1980**

**Prepared by the  
FINANCIAL MARKETS  
SECTION**

**DIVISION OF  
INTERNATIONAL FINANCE**

**BOARD OF GOVERNORS  
FEDERAL RESERVE SYSTEM  
Washington, D.C. 20551**

---

# Table of Contents

## **TABLES**

1. LATEST FIGURES PLOTTED
2. DAILY CERTIFIED SPOT EXCHANGE RATES--  
H.10 RELEASE

## **CHARTS**

1. SPOT EXCHANGE RATE INDICES
2. 3-MONTH FORWARD EXCHANGE RATES
3. GOLD PRICE--LONDON
4. CALL MONEY RATES
5. 3-MONTH INTEREST RATES
6. EURO-DOLLAR DEPOSIT RATES
7. SELECTED EURO-DOLLAR AND  
U.S. MONEY MARKET RATES
8. INTEREST ARBITRAGE: 3-MONTH FUNDS
9. LONG-TERM GOVERNMENT BOND YIELDS
10. INDUSTRIAL STOCK INDICES

## **SUBSCRIPTION RATES:**

Weekly \$15.00 per year or \$.40 each in the United States, its possessions, Canada, and Mexico; 10 or more of the same issue to one address, \$13.50 per year or \$.35 each. Elsewhere, \$20.00 per year or \$.50 each. Address requests to Publications Services, Division of Administrative Services, and make payment remittance payable to the order of the Board of Governors of the Federal Reserve System in a form collectible at par in U.S. Currency.

CHART 1

# SPOT EXCHANGE INDICES

DOLLAR PRICES OF FOREIGN CURRENCIES AND WEIGHTED AVERAGE VALUES (THIN LINE)  
AVERAGES FOR WEEK ENDING WEDNESDAY

RATIO SCALE  
MARCH 1973=100

RATIO SCALE  
MARCH 1973=100

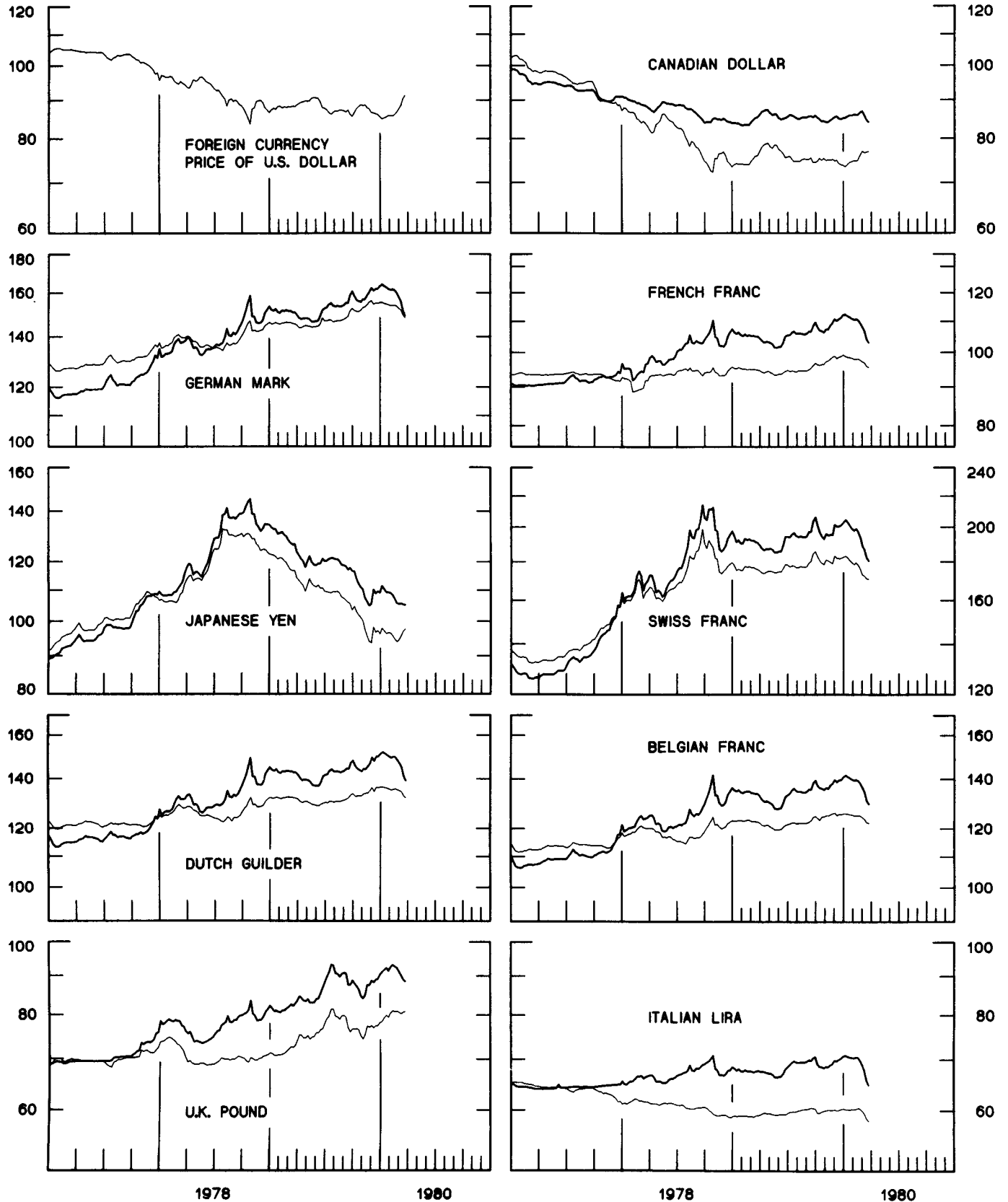


CHART 2  
**3-MONTH FORWARD EXCHANGE RATES**

PREMIUM (+) OR (-)  
 AVERAGES FOR WEEK ENDING WEDNESDAY

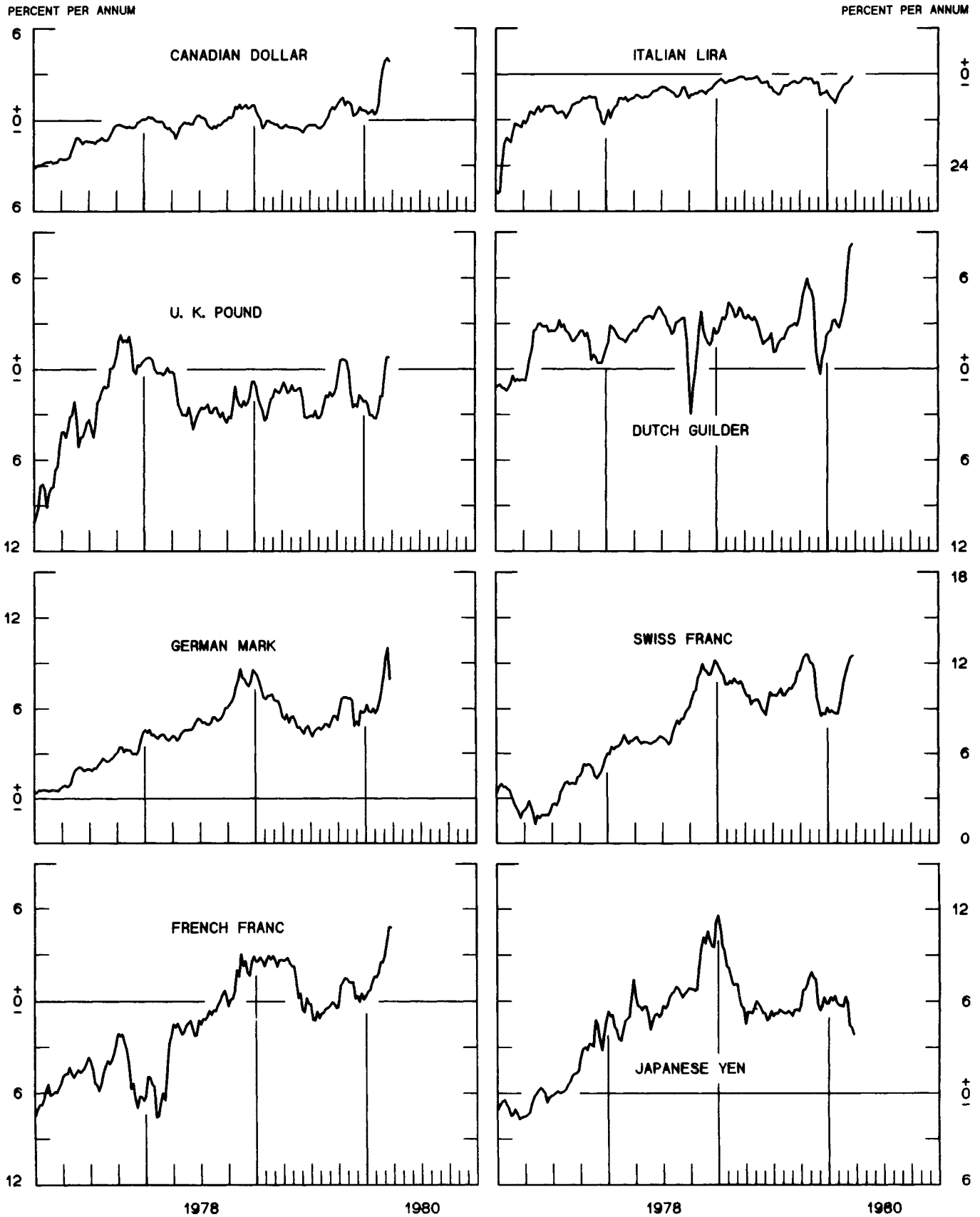


CHART 3  
PRICE OF GOLD IN LONDON  
AVERAGES FOR WEEK ENDING WEDNESDAY

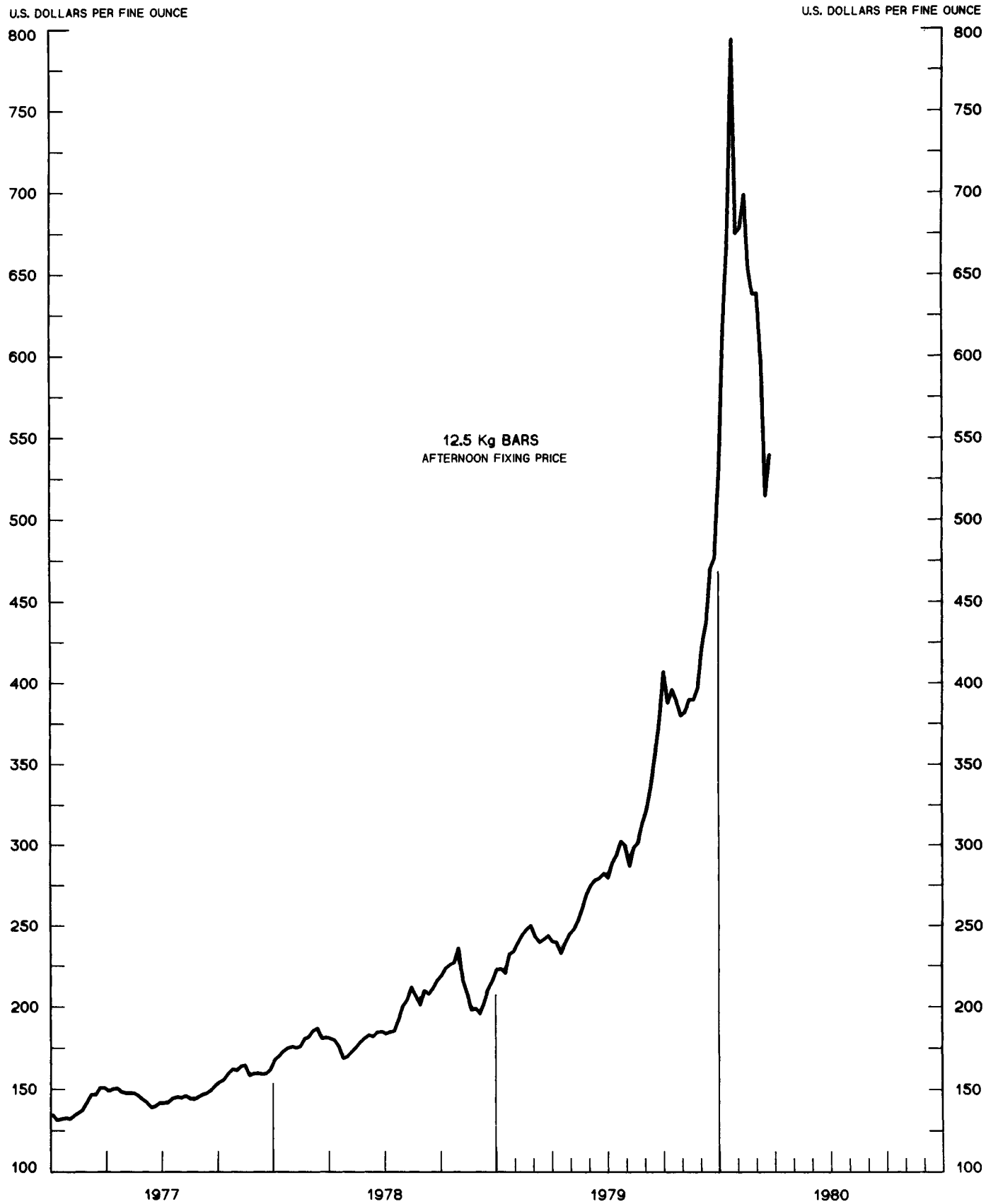


CHART 4  
**CALL MONEY RATES**  
 WEEKLY SERIES

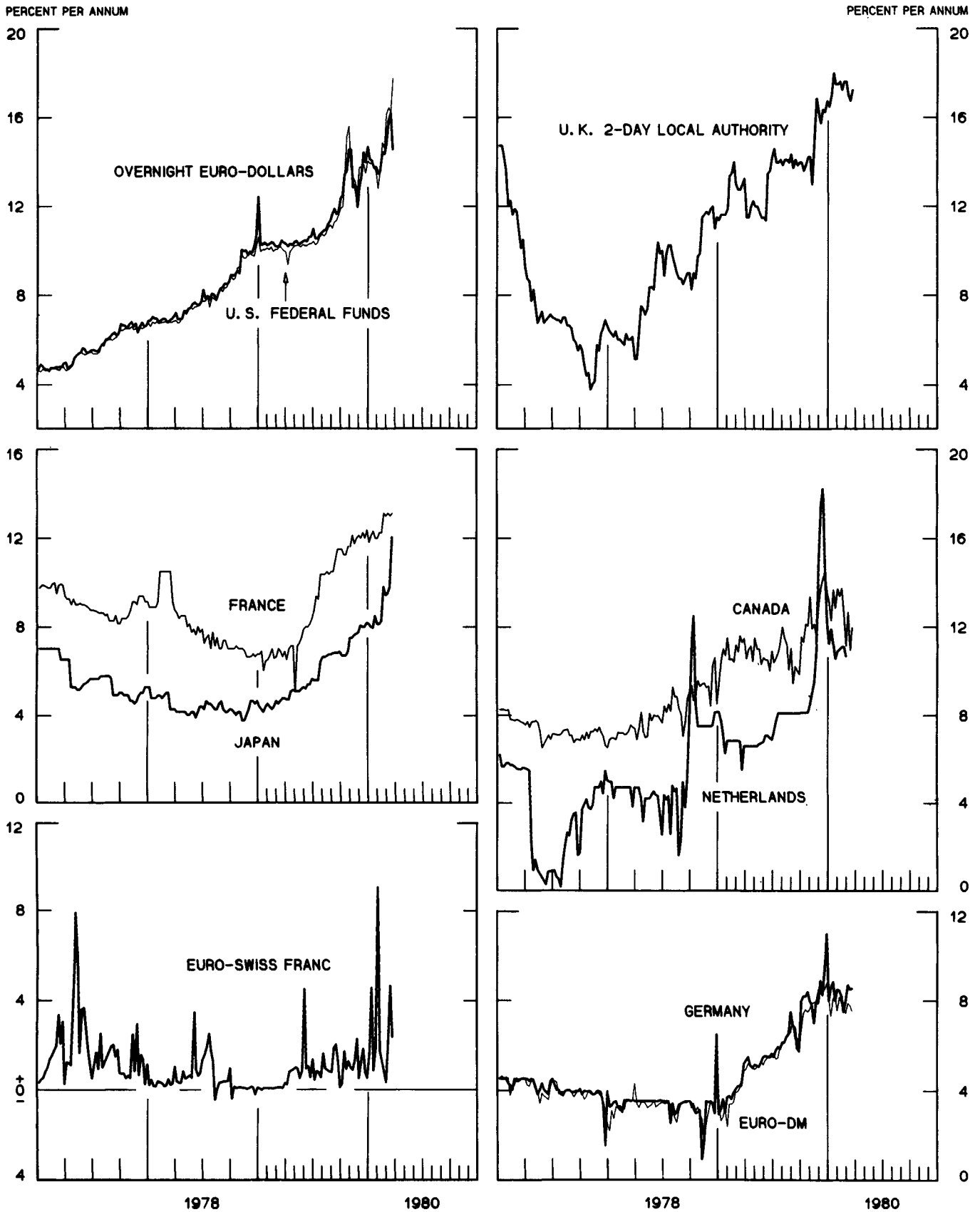


CHART 5  
3-MONTH INTEREST RATES  
WEEKLY SERIES

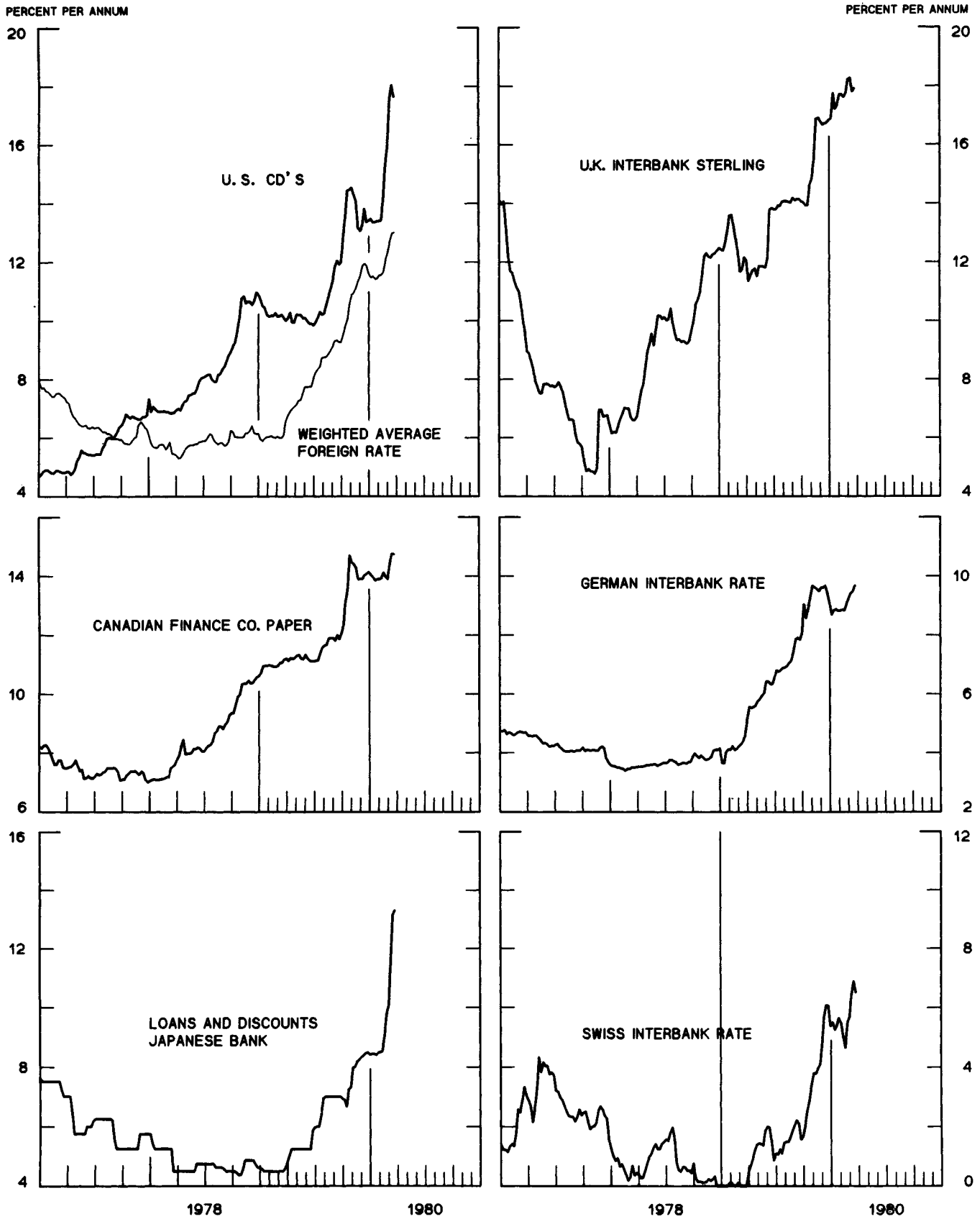


CHART 6  
**EURO-DOLLAR DEPOSIT RATES LONDON**  
AVERAGES FOR WEEK ENDING WEDNESDAY

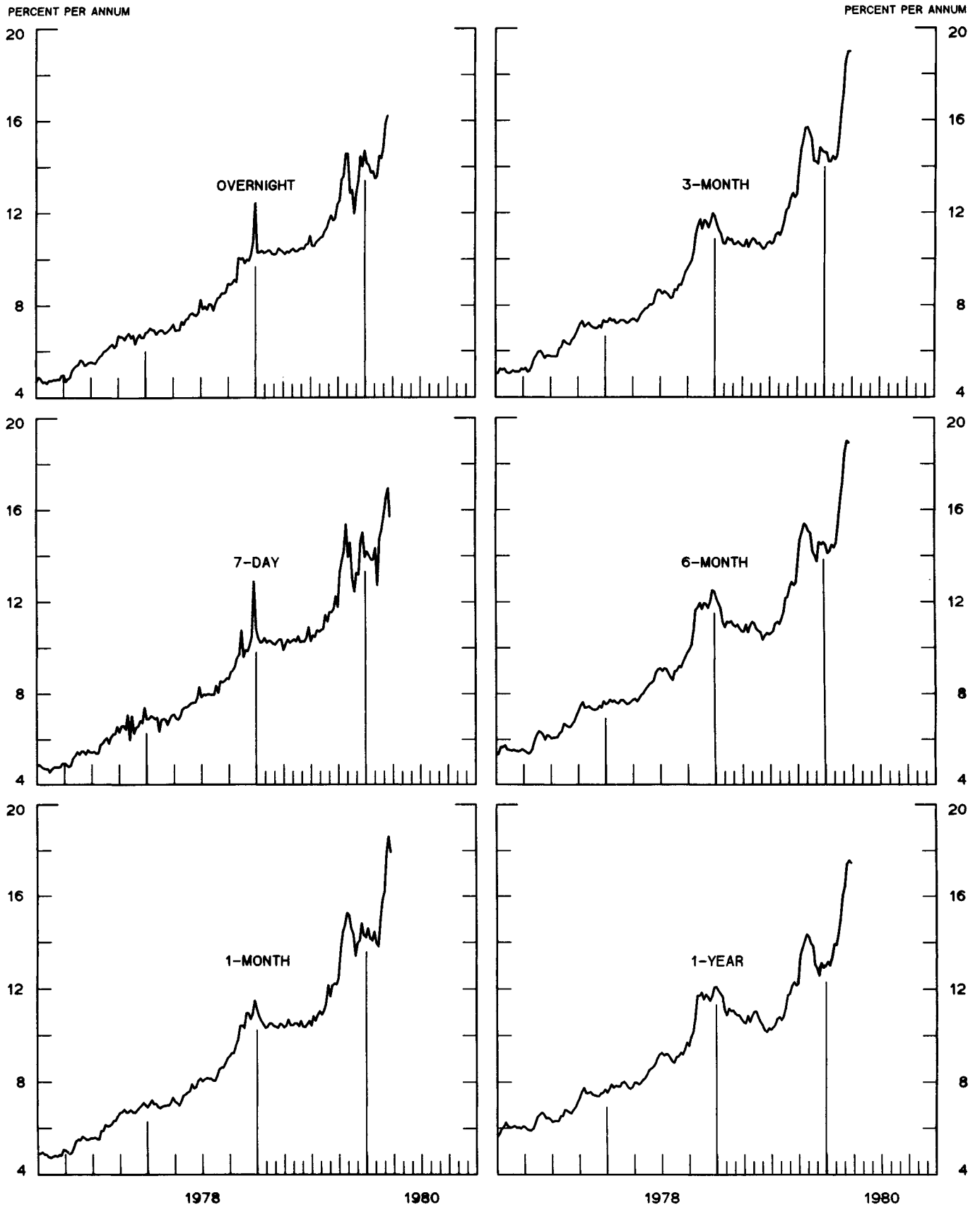
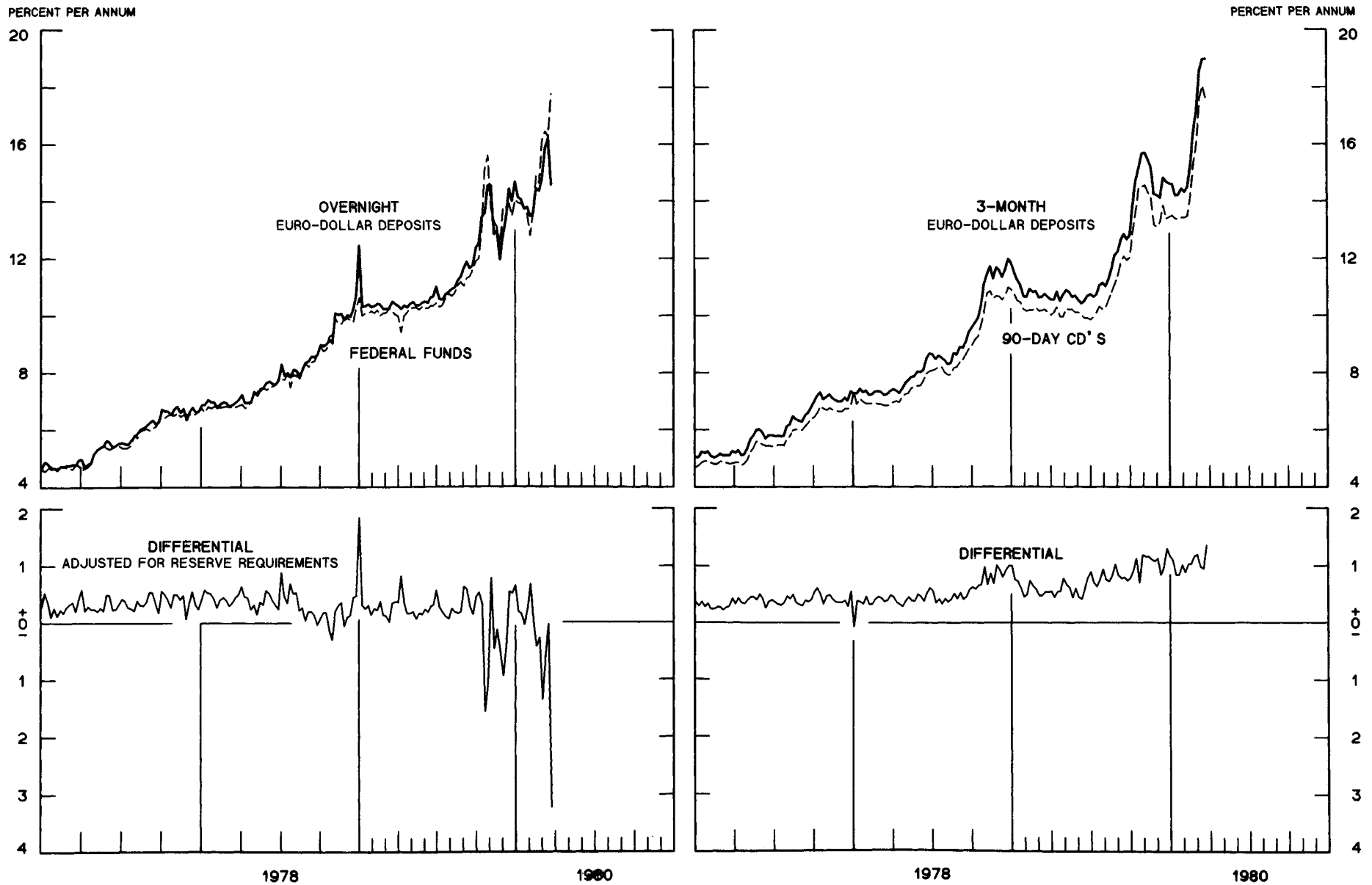




CHART 7  
**SELECTED EURO-DOLLAR AND U. S. MONEY MARKET RATES**

DIFFERENTIAL: PLUS(+), FAVORS BORROWING IN U. S.  
 AVERAGES FOR WEEK ENDING WEDNESDAY

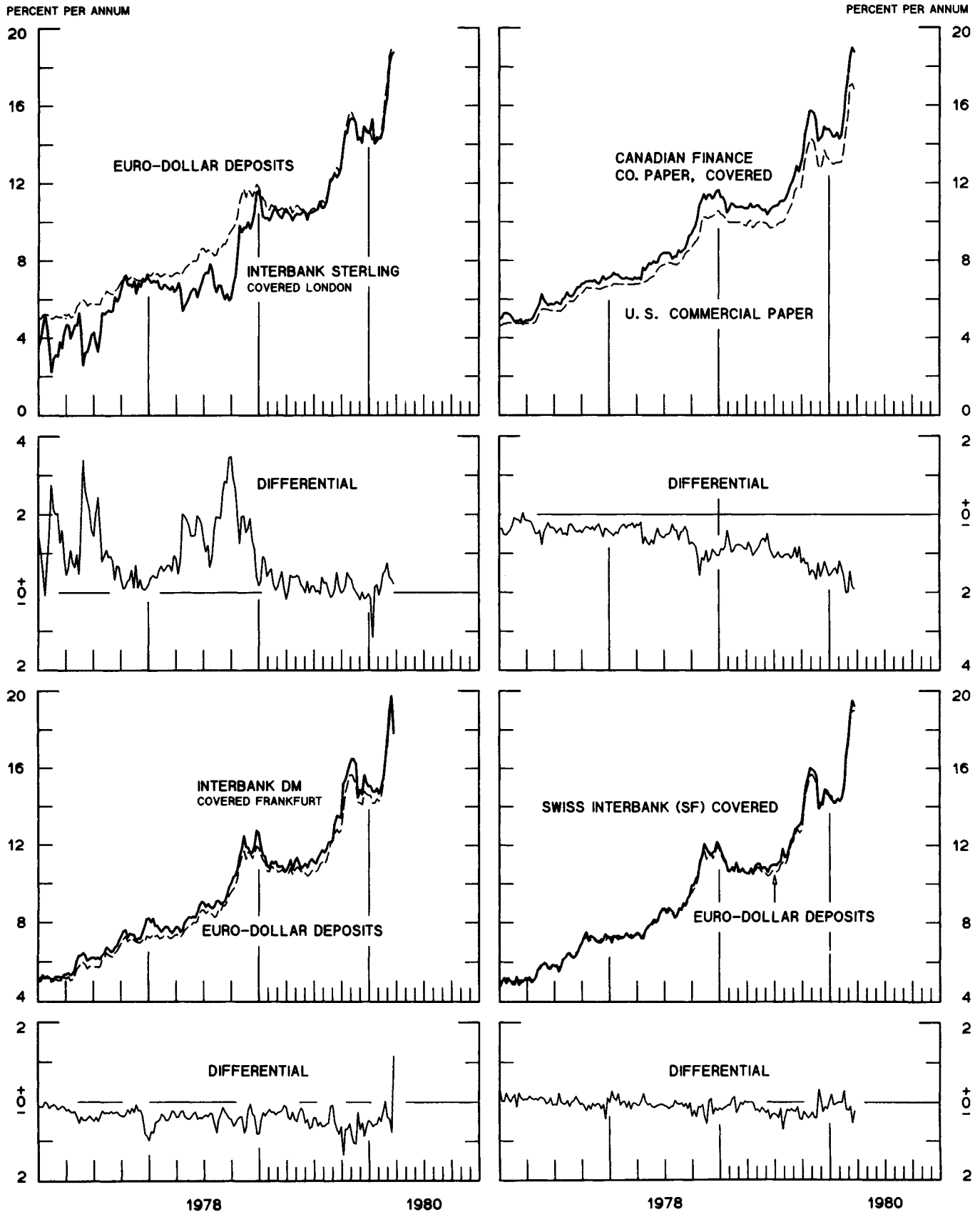


1 PERCENT ON DIFFERENTIAL SCALE = 2 PERCENT ON RATE SCALE

CHART 8

# INTEREST ARBITRAGE: 3-MONTH FUNDS

DIFFERENTIAL: PLUS(+), INDICATES FAVOR DOLLAR ASSETS  
AVERAGES FOR WEEK ENDING WEDNESDAY



1 PERCENT ON DIFFERENTIAL SCALE = 2 PERCENT ON RATE SCALE

CHART 9  
**LONG-TERM GOVERNMENT BOND YIELDS**  
 WEEKLY SERIES

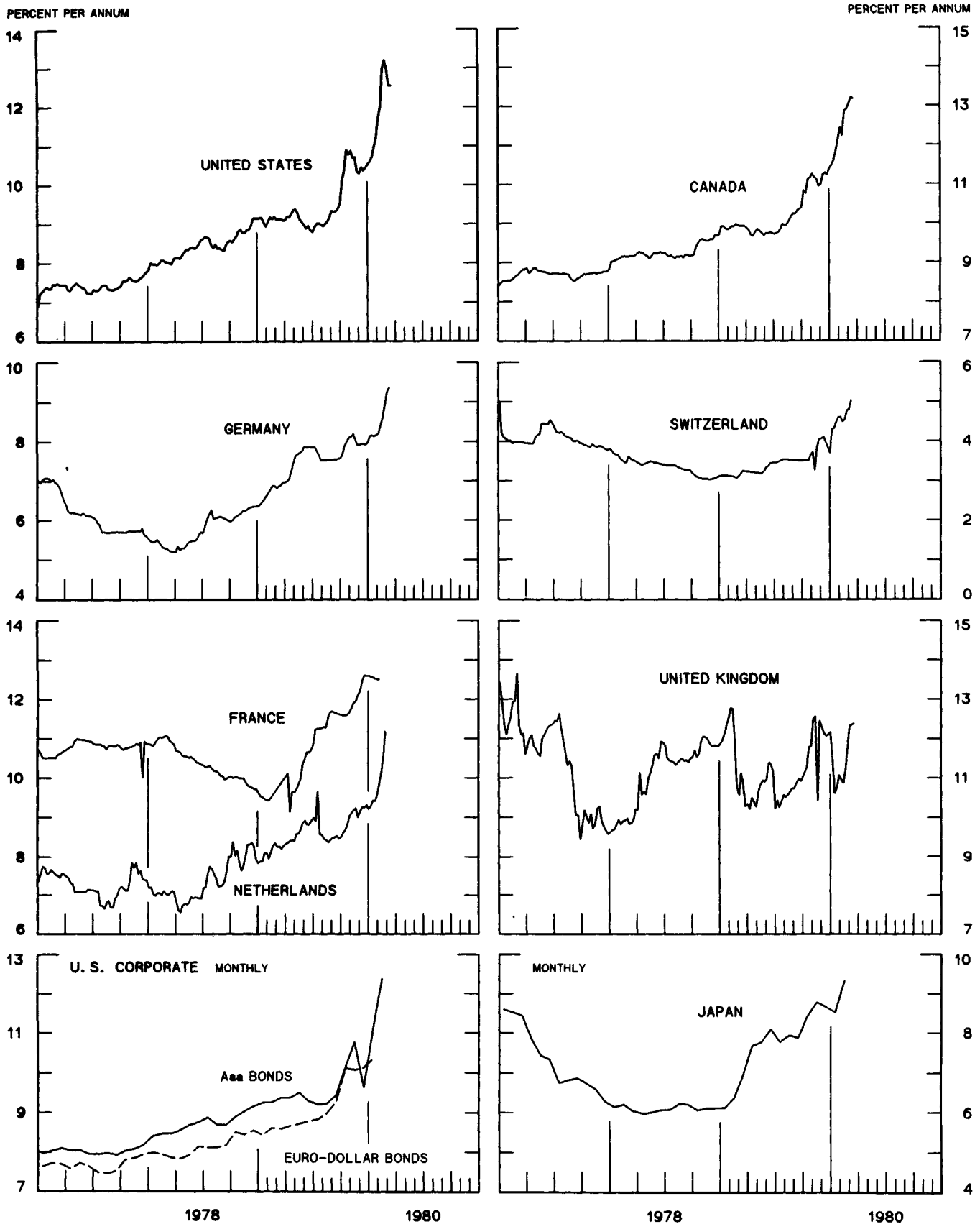
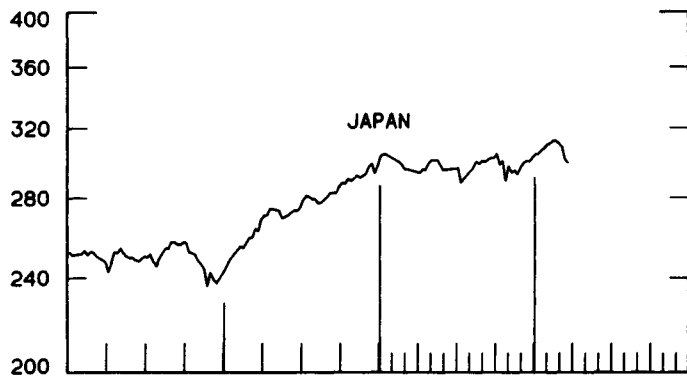
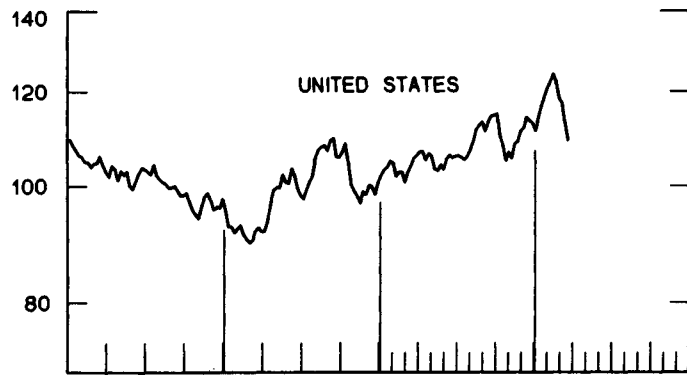
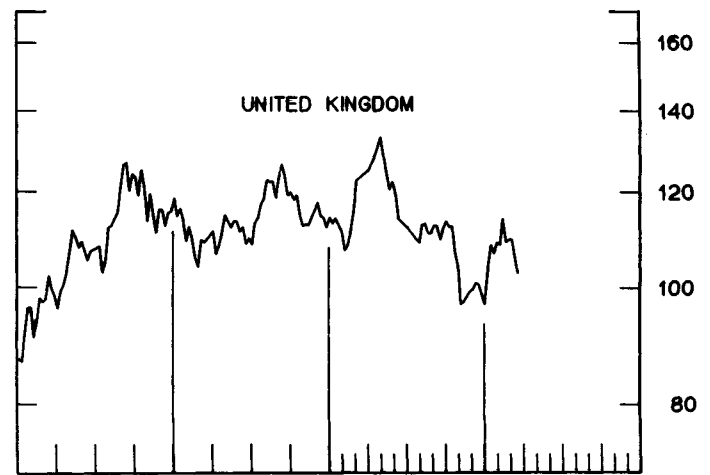
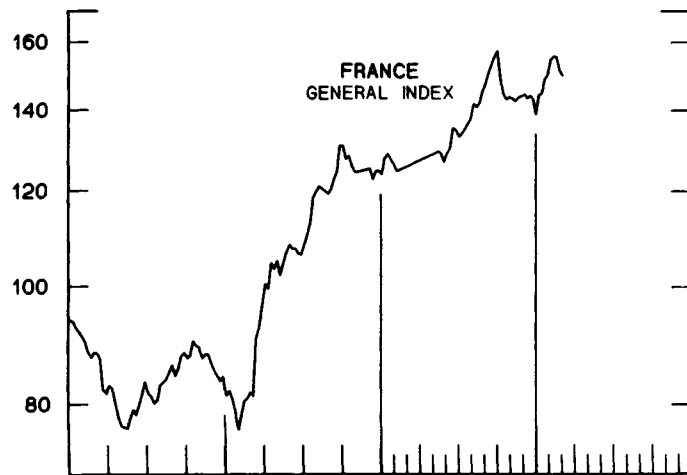
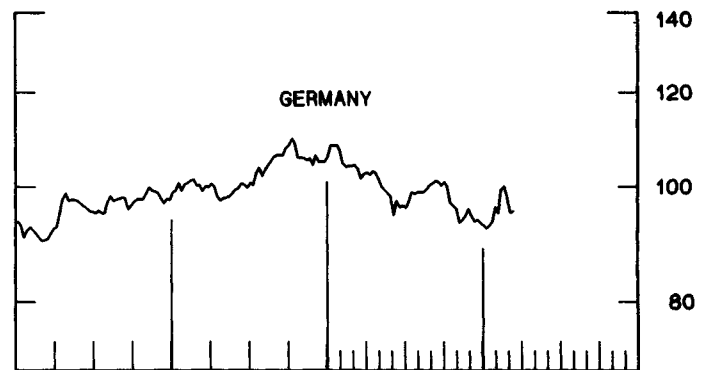
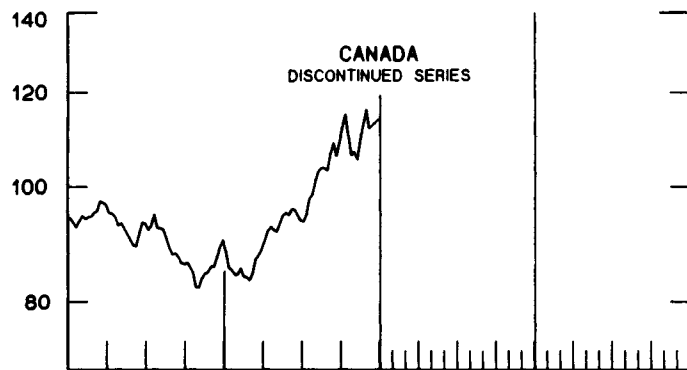
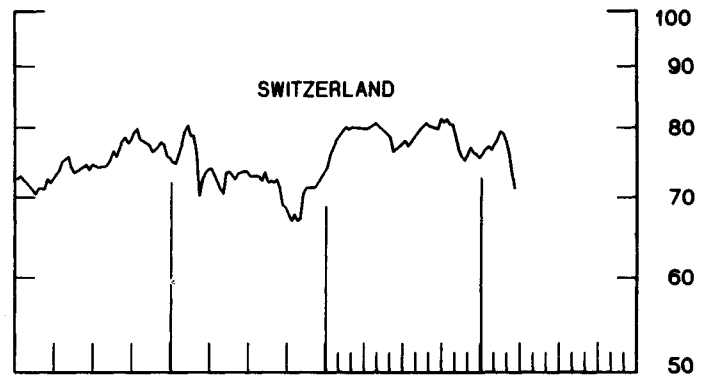


CHART 10  
**INDUSTRIAL STOCK INDICES**  
 WEEKLY SERIES

RATIO SCALE  
 1969=100



RATIO SCALE  
 1969=100



1978

1980

1978

1980

SERIES NAME

LAST VALUE PLOTTED  
DATE VALUE

CHART 1. SPOT EXCHANGE RATES AND INDICES

WEEKLY AVERAGES, NOON BUYING RATES (U.S. CENTS)

GERMAN MARK	MARCH 26	53.05
JAPANESE YEN	MARCH 26	0.40163
DUTCH GUILDER	MARCH 26	48.45
U.K. POUND	MARCH 26	218.75
CANADIAN DOLLAR	MARCH 26	84.32
FRENCH FRANC	MARCH 26	22.84
SWISS FRANC	MARCH 26	56.04
BELGIAN FRANC	MARCH 26	3.28869
ITALIAN LIRA	MARCH 26	0.11403

INDICES, MARCH 1973 BASE RATES = 100

GERMAN MARK	MARCH 26	149.23
JAPANESE YEN	MARCH 26	105.16
DUTCH GUILDER	MARCH 26	139.08
U.K. POUND	MARCH 26	88.48
CANADIAN DOLLAR	MARCH 26	84.04
FRENCH FRANC	MARCH 26	102.91
SWISS FRANC	MARCH 26	180.30
BELGIAN FRANC	MARCH 26	129.59
ITALIAN LIRA	MARCH 26	64.78

WEIGHTED AVERAGE EXCHANGE VALUE INDICES, MAR 1973 = 100  
(G-10 COUNTRIES PLUS SWITZERLAND)

U.S. DOLLAR	MARCH 26	91.46
GERMAN MARK	MARCH 26	148.40
JAPANESE YEN	MARCH 26	97.79
DUTCH GUILDER	MARCH 26	132.00
U.K. POUND	MARCH 26	80.84
CANADIAN DOLLAR	MARCH 26	76.86
FRENCH FRANC	MARCH 26	95.47
SWISS FRANC	MARCH 26	170.58
BELGIAN FRANC	MARCH 26	122.00
ITALIAN LIRA	MARCH 26	58.10
SWEDISH KRONA	MARCH 26	93.74

CHART 2. 3-MONTH FORWARD EXCHANGE RATES, PREMIUM OR DISCOUNT

CANADIAN DOLLAR	MARCH 26	3.87
U.K. POUND	MARCH 26	0.82
GERMAN MARK	MARCH 26	7.95
FRENCH FRANC	MARCH 26	4.82
SWISS FRANC	MARCH 26	12.51
DUTCH GUILDER	MARCH 26	8.25
JAPANESE YEN	MARCH 26	3.84
ITALIAN LIRA	MARCH 26	-0.62

SERIES NAME	LAST VALUE PLOTTED	
	DATE	VALUE
<b>CHART 3. GOLD PRICE IN LONDON, AFTERNOON FIXING</b>		
U.S. DOLLARS PER FINE OUNCE	MARCH 26	539.80
<b>CHART 4. CALL MONEY RATES</b>		
U.S. FEDERAL FUNDS	MARCH 26	17.78
OVERNIGHT EURO-DOLLAR DEPOSITS	MARCH 26	14.56
U.K. 2-DAY LOCAL AUTHORITY DEPOSITS	MARCH 21	17.25
CANADA	MARCH 21	11.98
GERMANY	MARCH 21	8.55
EURO-DM	MARCH 21	7.54
JAPAN	MARCH 21	12.06
FRANCE	MARCH 21	13.13
NETHERLANDS	FEB. 29	10.65
EURO-SWISS FRANC	MARCH 21	2.32
<b>CHART 5. 3-MONTH INTEREST RATES</b>		
U.S. 90-DAY CD'S, SECONDARY MARKET	MARCH 26	17.63
GERMAN INTERBANK LOAN	MARCH 26	9.68
JAPANESE BANK LOANS & DISCOUNTS	MARCH 26	13.31
CANADIAN FINANCE PAPER	MARCH 26	14.72
INTERBANK STERLING	MARCH 26	17.91
SWISS INTERBANK LOAN	MARCH 26	6.50
WEIGHTED AVERAGE FOREIGN INTEREST RATE (G-10 COUNTRIES PLUS SWITZERLAND)	MARCH 26	13.01
<b>CHART 6. EURO-DOLLAR DEPOSIT RATES: LONDON</b>		
OVERNIGHT	MARCH 26	14.56
7-DAY	MARCH 26	15.67
1-MONTH	MARCH 26	17.90
3-MONTH	MARCH 26	18.99
6-MONTH	MARCH 26	18.90
1-YEAR	MARCH 26	17.45
<b>CHART 7. SELECTED EURO-DOLLAR AND U.S. MONEY MARKET RATES</b>		
OVERNIGHT EURO-DOLLAR DEPOSITS	MARCH 26	14.56
U.S. FEDERAL FUNDS	MARCH 26	17.78
DIFFERENTIAL ADJ. FOR RESERVE REQUIREMENTS	MARCH 26	-3.22
3-MONTH EURO-DOLLAR DEPOSIT RATE	MARCH 26	18.99
U.S. 90-DAY CD'S, SECONDARY MARKET	MARCH 26	17.63
DIFFERENTIAL	MARCH 26	1.36

SERIES NAME

LAST VALUE PLOTTED  
DATE VALUE

CHART 8. INTEREST ARBITRAGE, 3-MONTH FUNDS

EURO-DOLLAR DEPOSIT	MARCH 26	18.99
INTERBANK STERLING (LONDON), COVERED	MARCH 26	18.77
DIFFERENTIAL	MARCH 26	0.22
U.S. COMMERCIAL PAPER	MARCH 26	16.81
CANADIAN FINANCE PAPER, COVERED	MARCH 26	18.73
DIFFERENTIAL	MARCH 26	-1.92
EURO-DOLLAR DEPOSIT	MARCH 26	18.99
INTERBANK DM (FRANKFURT), COVERED	MARCH 26	17.82
DIFFERENTIAL	MARCH 26	1.17
EURO-DOLLAR DEPOSIT	MARCH 26	18.99
SWISS INTERBANK, COVERED	MARCH 26	19.21
DIFFERENTIAL	MARCH 26	-0.22

CHART 9. LONG TERM GOVERNMENT BOND YIELDS

UNITED STATES	MARCH 21	12.54
GERMANY	MARCH 14	9.36
JAPAN (MONTHLY)	FEB.	9.33
SWITZERLAND	MARCH 14	5.03
CANADA	MARCH 21	13.16
FRANCE	FEB. 8	12.49
NETHERLANDS	FEB. 29	11.18
UNITED KINGDOM	MARCH 21	12.38

U.S. CORPORATE

AAA BONDS	FEB.	12.38
EURO-DM BONDS	DEC.	6.63
EURO-DOLLAR BONDS	JAN.	10.35

CHART 10. INDUSTRIAL STOCK INDICES

UNITED STATES	MARCH 21	109.17
JAPAN	MARCH 21	299.18
CANADA	DEC. 29	113.81
FRANCE	MARCH 7	149.70
UNITED KINGDOM	MARCH 21	102.91
SWITZERLAND	MARCH 21	71.21
GERMANY	MARCH 14	95.45