

Selected Interest & Exchange Rates

Weekly Series of Charts

March 24, 1980

**Prepared by the
FINANCIAL MARKETS
SECTION**

**DIVISION OF
INTERNATIONAL FINANCE**

**BOARD OF GOVERNORS
FEDERAL RESERVE SYSTEM
Washington, D.C. 20551**

Table of Contents

TABLES

1. LATEST FIGURES PLOTTED
2. DAILY CERTIFIED SPOT
EXCHANGE RATES--
H.10 RELEASE

CHARTS

1. SPOT EXCHANGE RATE INDICES
2. 3-MONTH FORWARD EXCHANGE RATES
3. GOLD PRICE--LONDON
4. CALL MONEY RATES
5. 3-MONTH INTEREST RATES
6. EURO-DOLLAR DEPOSIT RATES
7. SELECTED EURO-DOLLAR AND
U.S. MONEY MARKET RATES
8. INTEREST ARBITRAGE: 3-MONTH FUNDS
9. LONG-TERM GOVERNMENT BOND YIELDS
10. INDUSTRIAL STOCK INDICES

SUBSCRIPTION RATES:

Weekly \$15.00 per year or \$.40 each in the United States, its possessions, Canada, and Mexico; 10 or more of the same issue to one address, \$13.50 per year or \$.35 each. Elsewhere, \$20.00 per year or \$.50 each. Address requests to Publications Services, Division of Administrative Services, and make payment remittance payable to the order of the Board of Governors of the Federal Reserve System in a form collectible at par in U.S. Currency.

CHART 1

SPOT EXCHANGE INDICES

DOLLAR PRICES OF FOREIGN CURRENCIES AND WEIGHTED AVERAGE VALUES (THIN LINE)
AVERAGES FOR WEEK ENDING WEDNESDAY

RATIO SCALE
MARCH 1973=100

RATIO SCALE
MARCH 1973=100

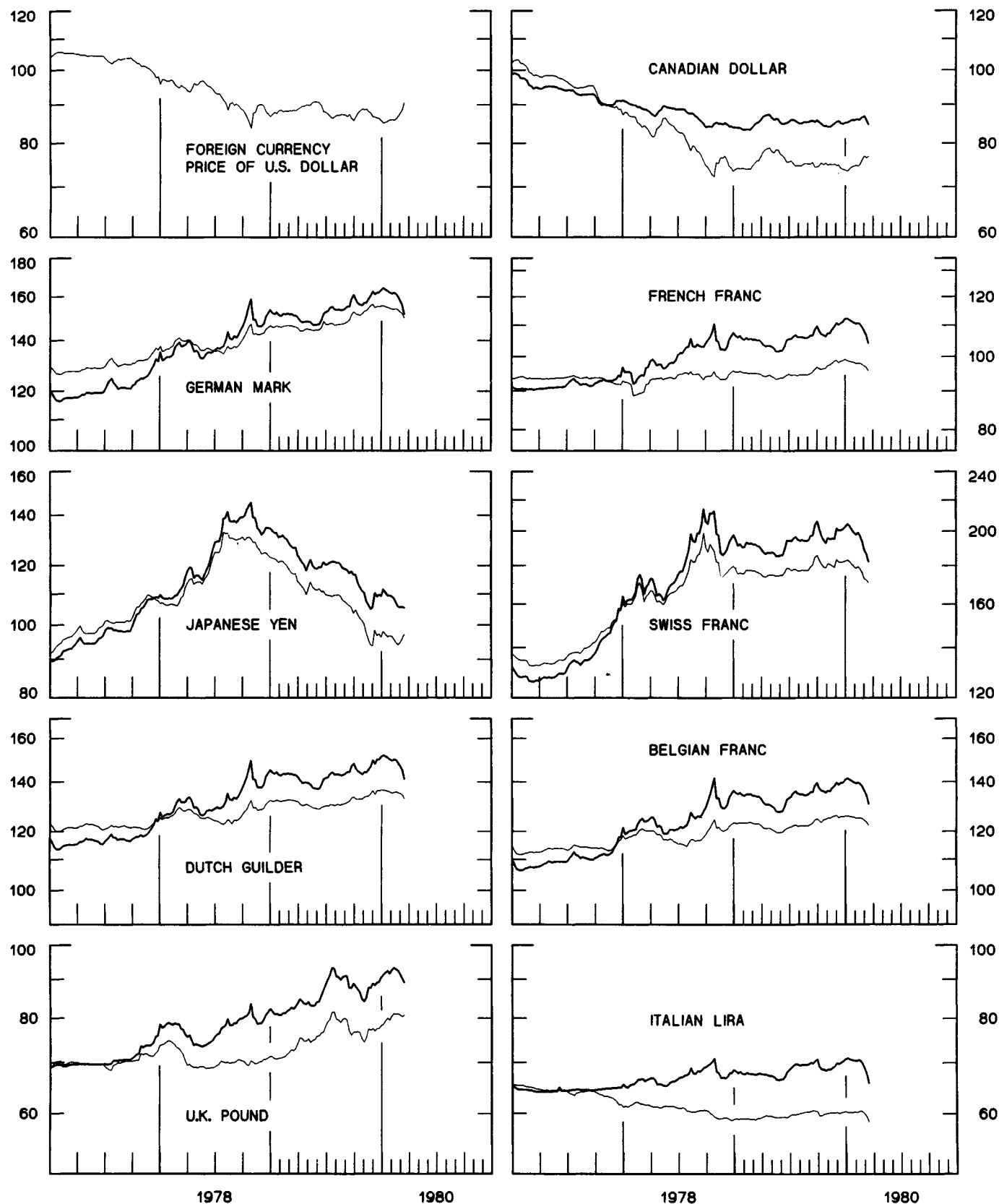


CHART 2
3-MONTH FORWARD EXCHANGE RATES
 PREMIUM (+) OR (-)
 AVERAGES FOR WEEK ENDING WEDNESDAY

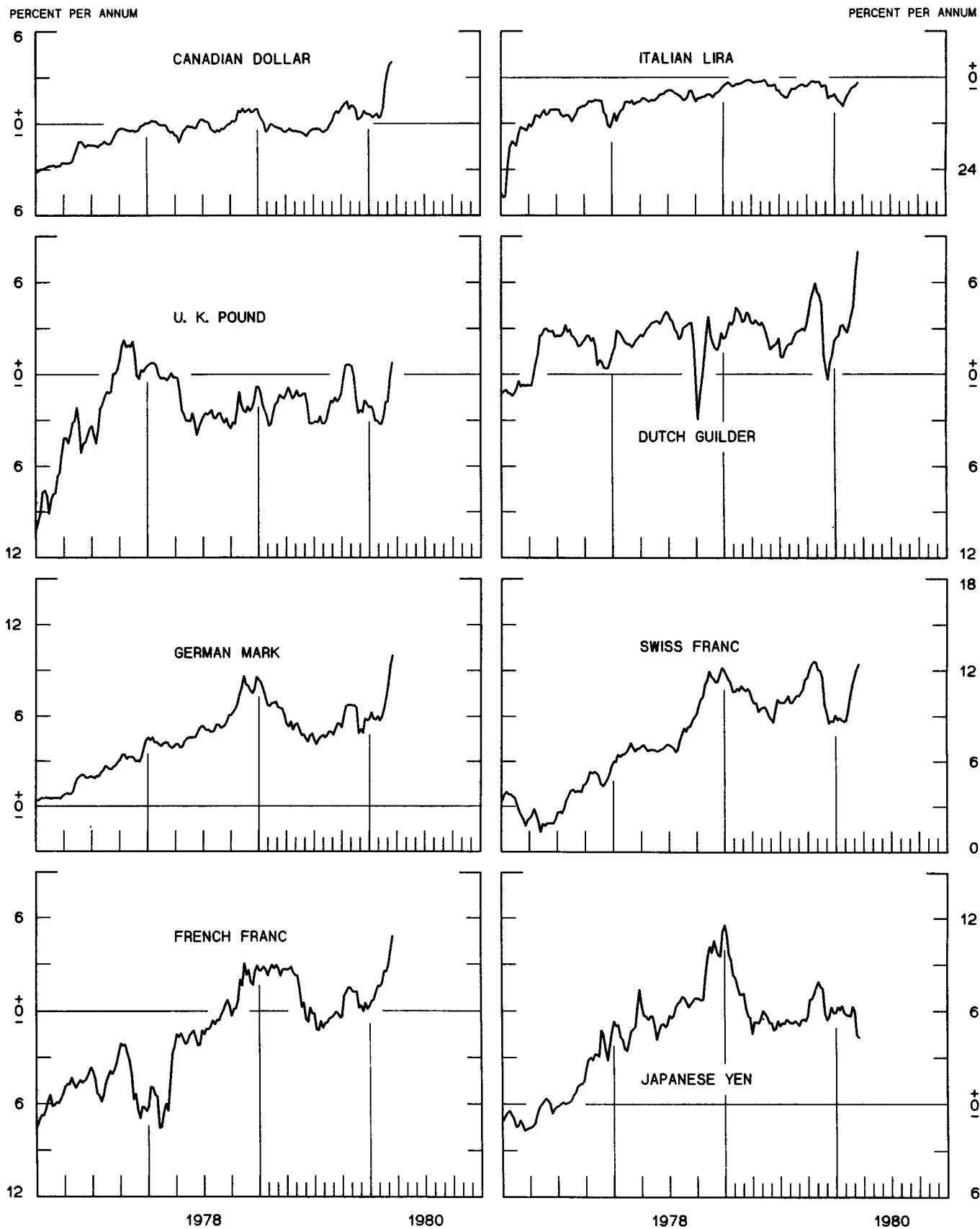


CHART 3
PRICE OF GOLD IN LONDON
AVERAGES FOR WEEK ENDING WEDNESDAY

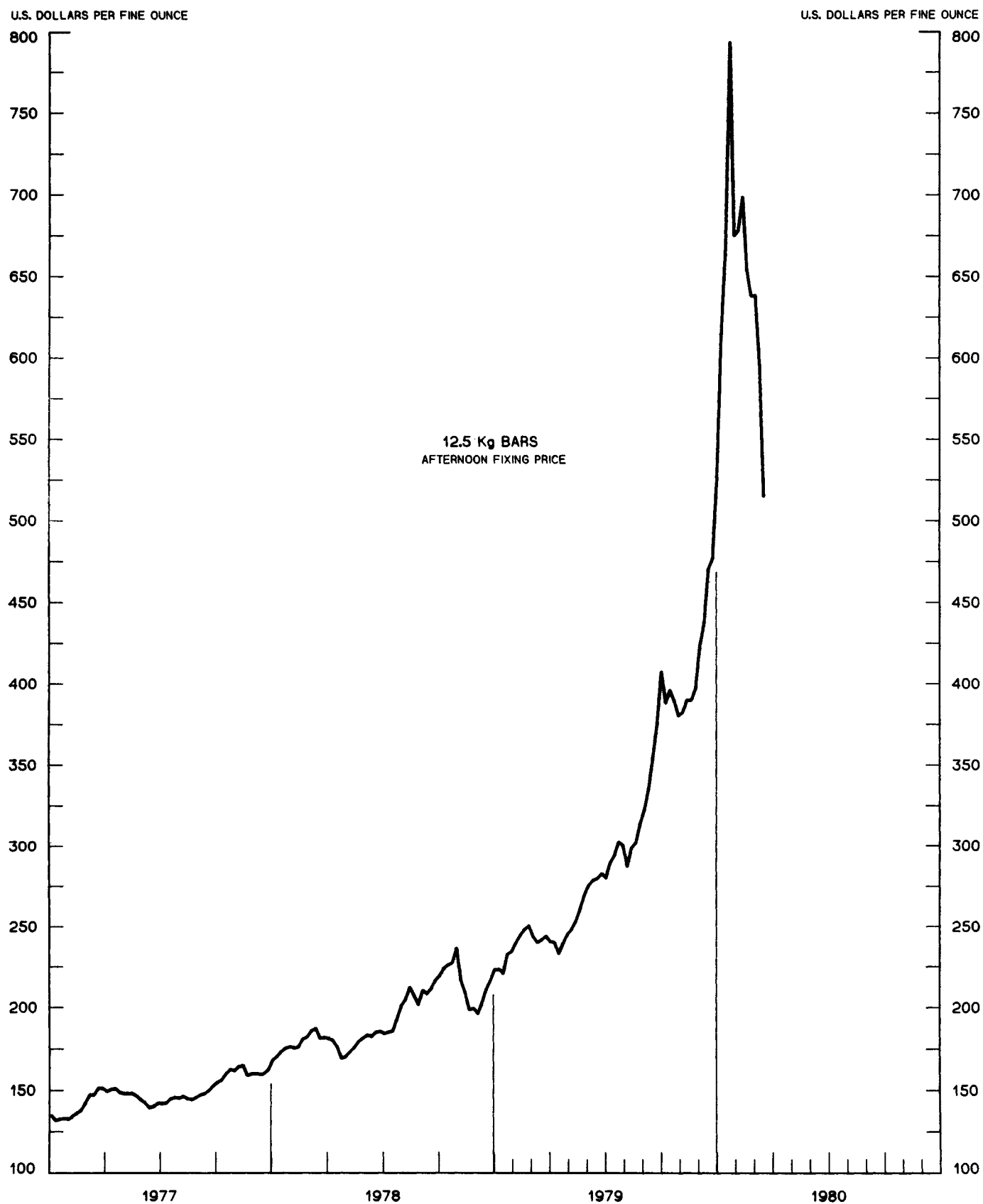


CHART 4
CALL MONEY RATES
 WEEKLY SERIES

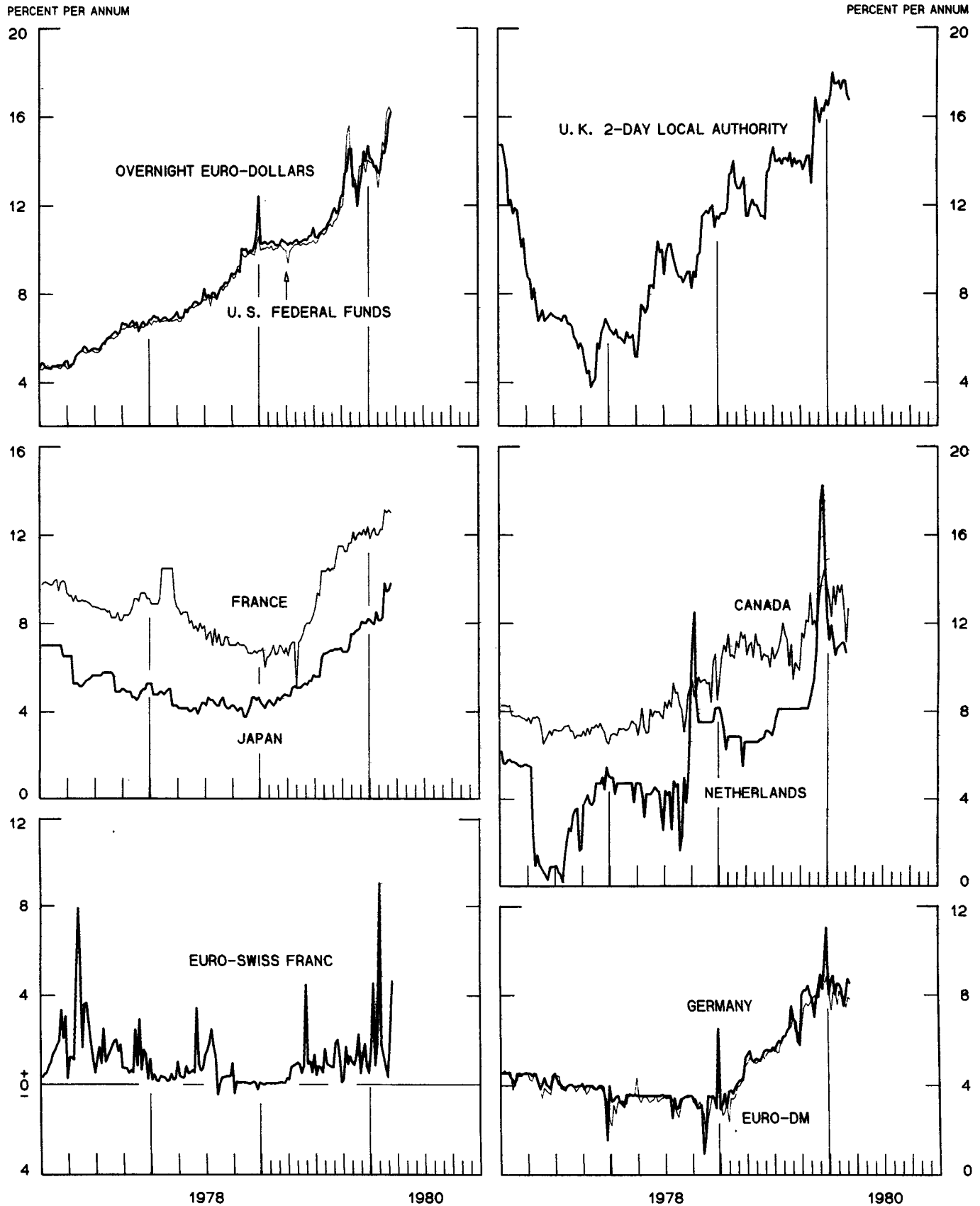


CHART 5
3-MONTH INTEREST RATES
 WEEKLY SERIES

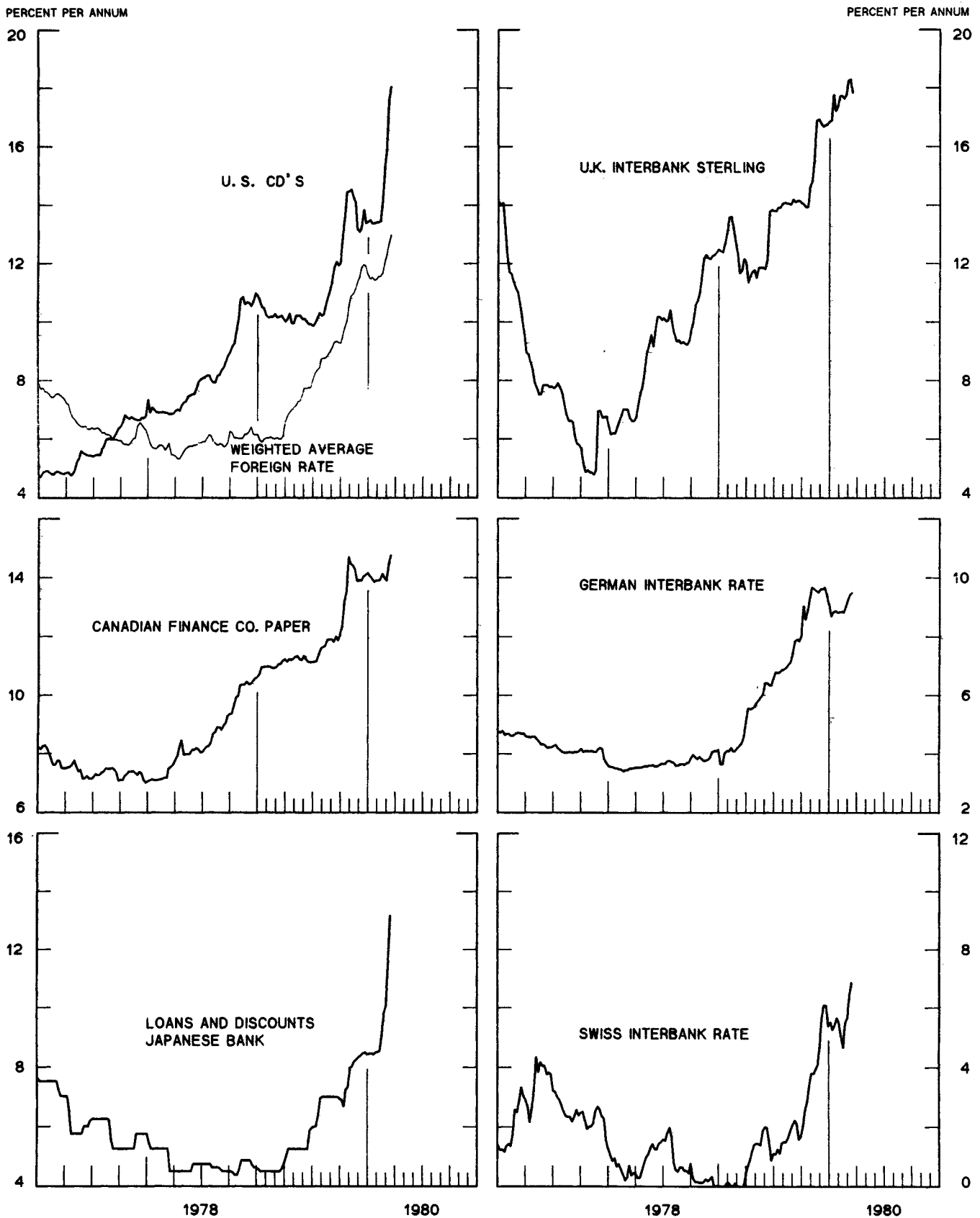


CHART 6
EURO-DOLLAR DEPOSIT RATES LONDON
AVERAGES FOR WEEK ENDING WEDNESDAY

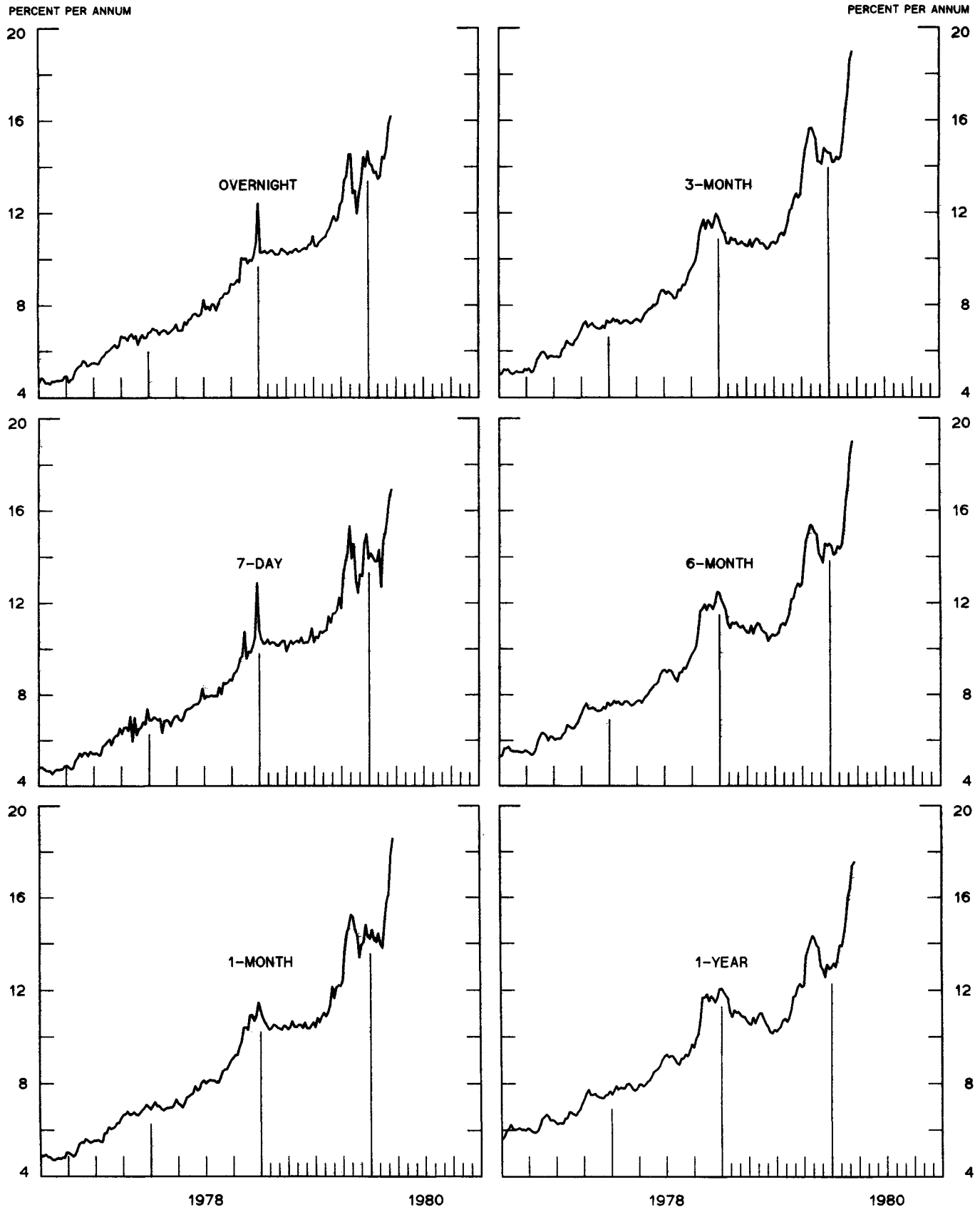
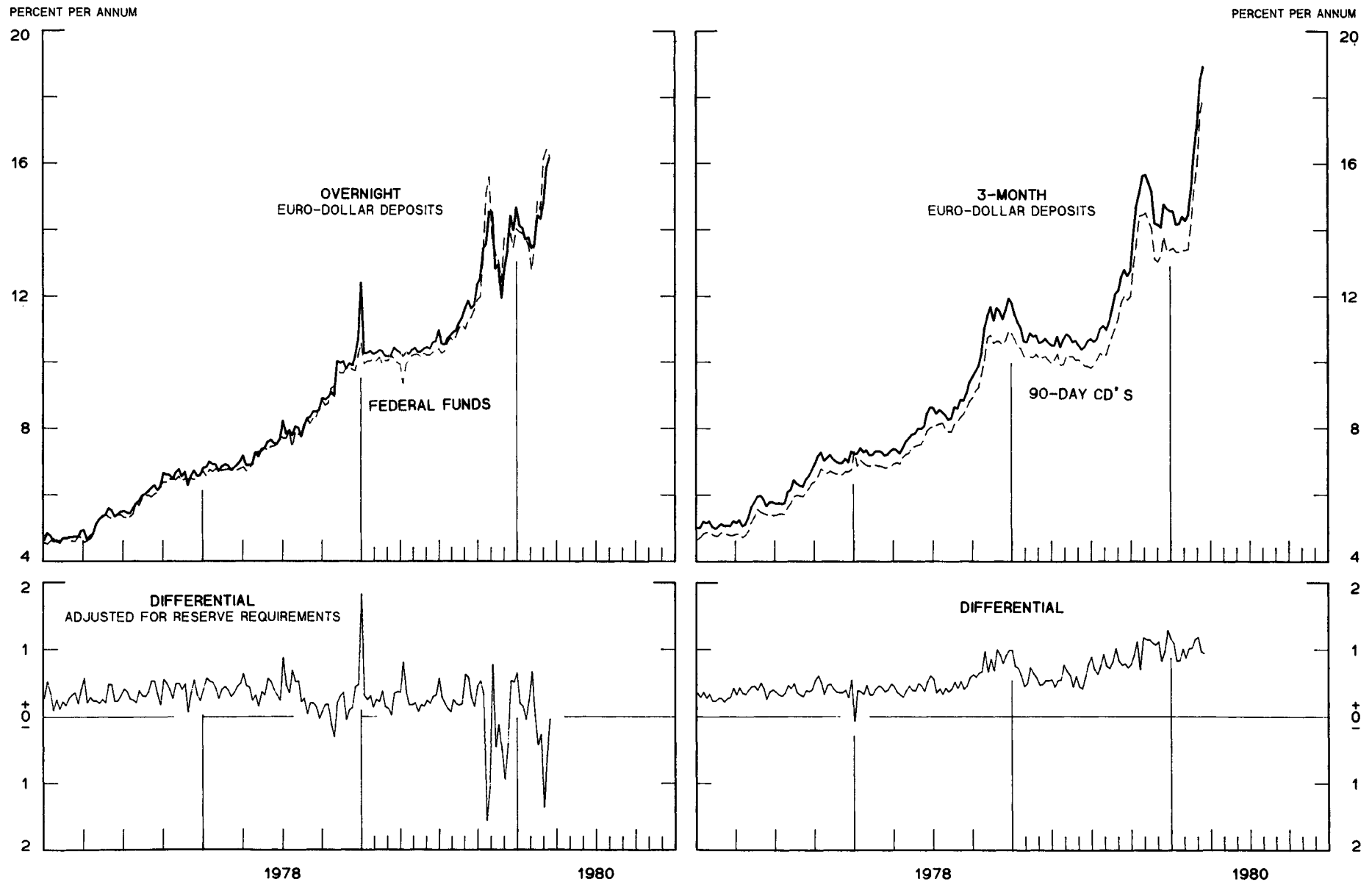


CHART 7
SELECTED EURO-DOLLAR AND U. S. MONEY MARKET RATES

DIFFERENTIAL: PLUS(+), FAVORS BORROWING IN U. S.
 AVERAGES FOR WEEK ENDING WEDNESDAY



1 PERCENT ON DIFFERENTIAL SCALE = 2 PERCENT ON RATE SCALE

CHART 8

INTEREST ARBITRAGE: 3-MONTH FUNDS

DIFFERENTIAL: PLUS(+), INDICATES FAVOR DOLLAR ASSETS
AVERAGES FOR WEEK ENDING WEDNESDAY

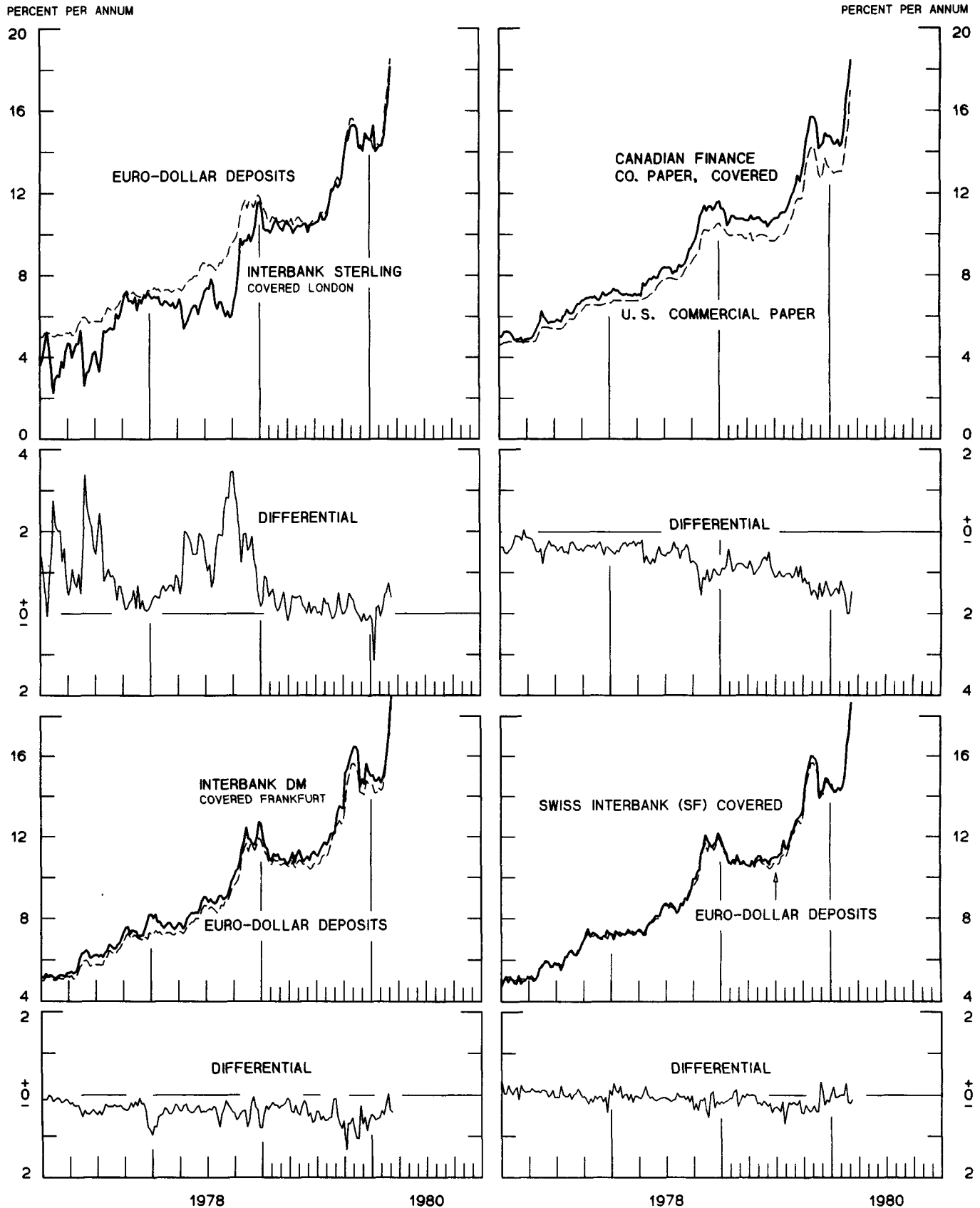


CHART 9
LONG-TERM GOVERNMENT BOND YIELDS
 WEEKLY SERIES

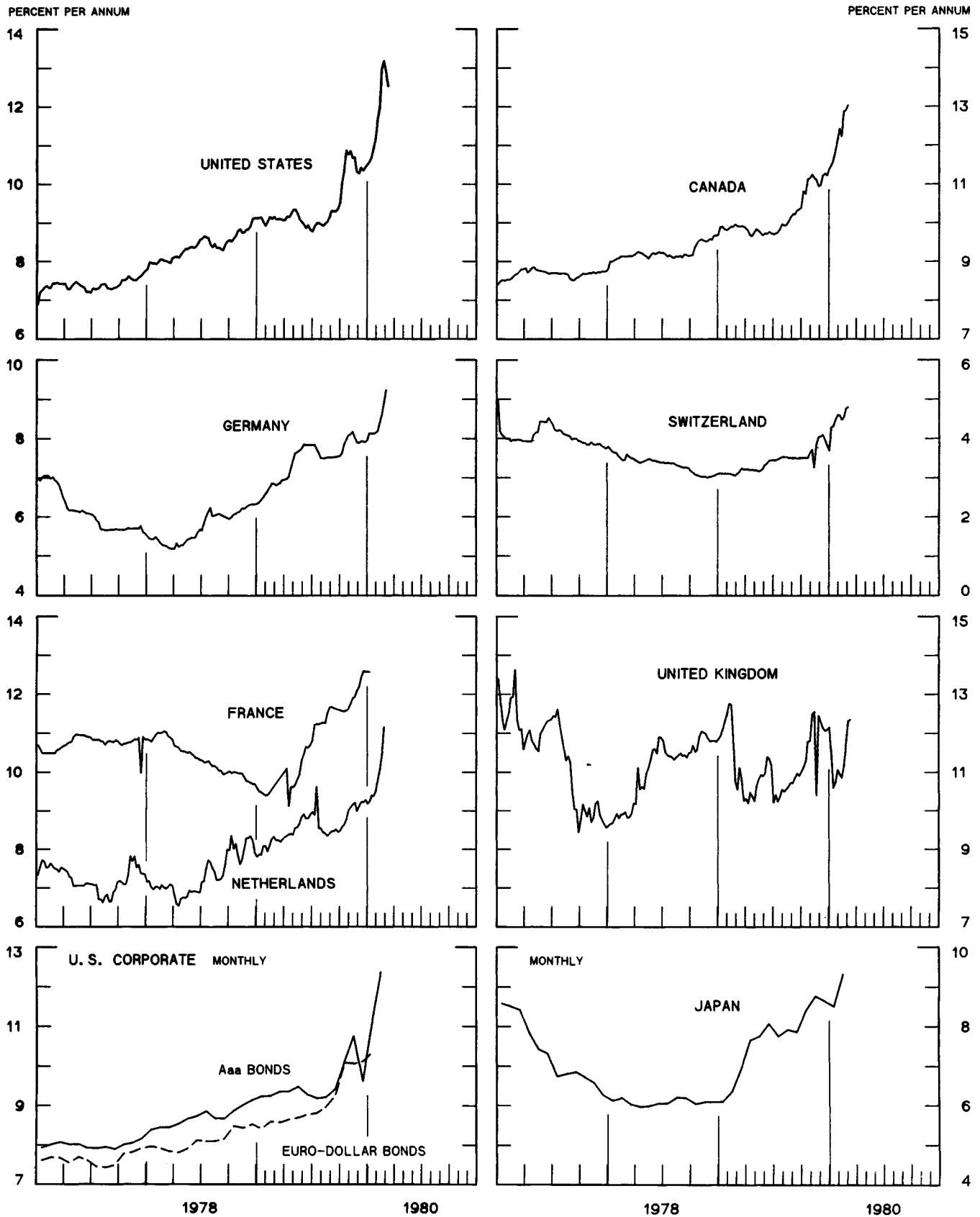
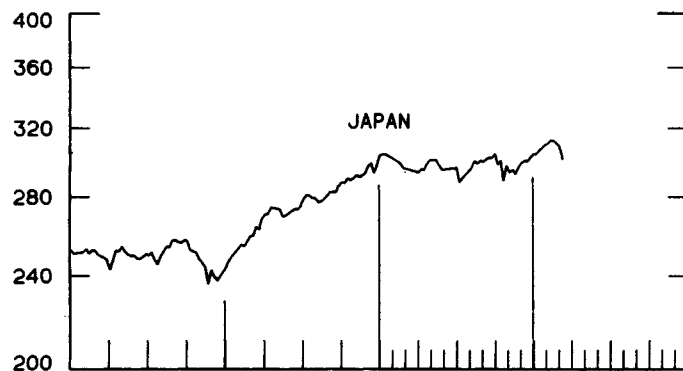
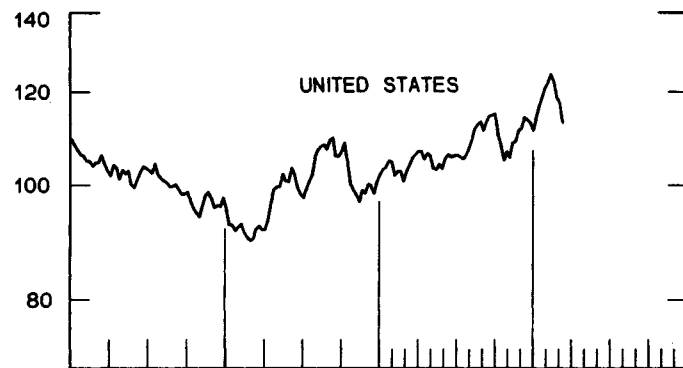
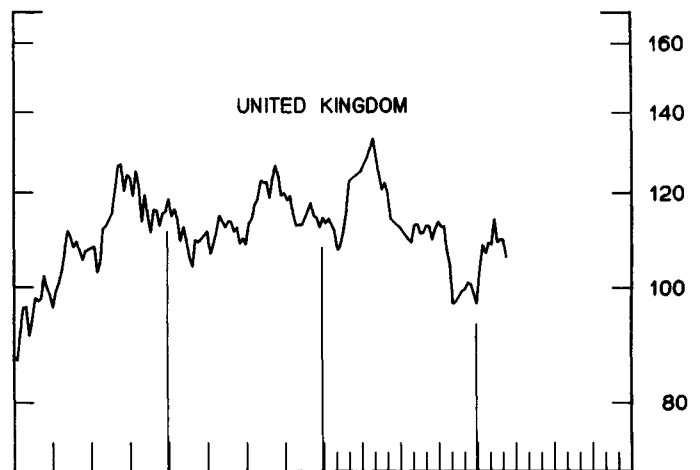
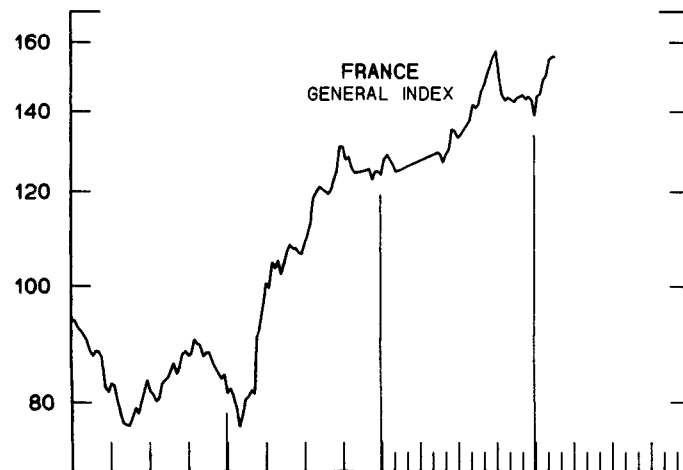
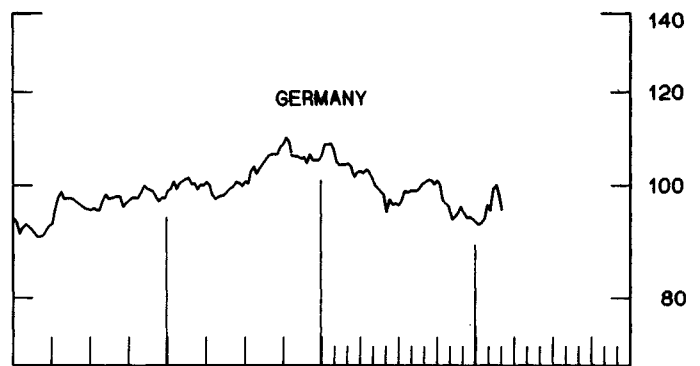
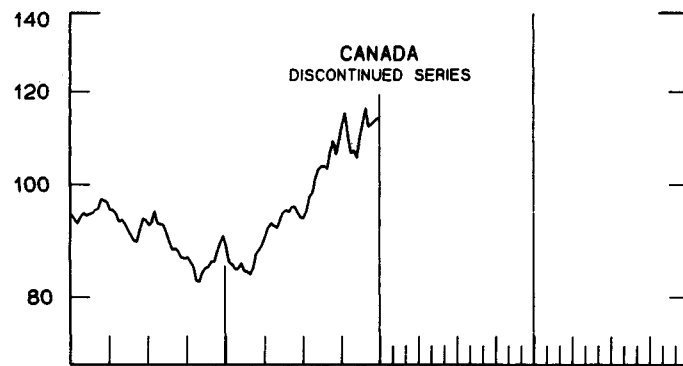
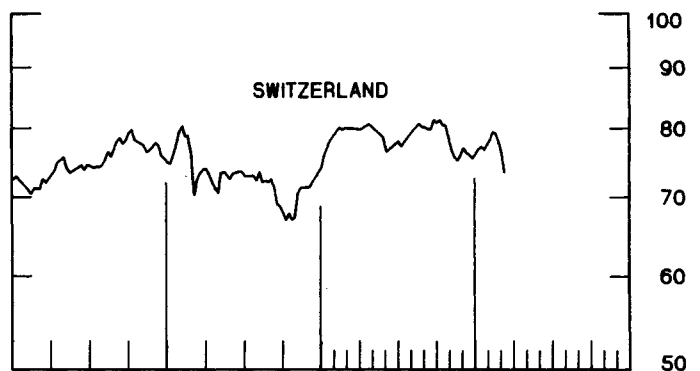


CHART 10
INDUSTRIAL STOCK INDICES
 WEEKLY SERIES

RATIO SCALE
 1969=100



RATIO SCALE
 1969=100



1978

1980

1978

1980

SERIES NAME

LAST VALUE PLOTTED
DATE VALUE

CHART 1. SPOT EXCHANGE RATES AND INDICES

WEEKLY AVERAGES, NOON BUYING RATES (U.S. CENTS)

GERMAN MARK	MARCH 19	53.90
JAPANESE YEN	MARCH 19	0.40199
DUTCH GUILDER	MARCH 19	49.11
U.K. POUND	MARCH 19	220.00
CANADIAN DOLLAR	MARCH 19	84.89
FRENCH FRANC	MARCH 19	23.09
SWISS FRANC	MARCH 19	56.56
BELGIAN FRANC	MARCH 19	3.32202
ITALIAN LIRA	MARCH 19	0.11570

INDICES, MARCH 1973 BASE RATES = 100

GERMAN MARK	MARCH 19	151.62
JAPANESE YEN	MARCH 19	105.26
DUTCH GUILDER	MARCH 19	140.98
U.K. POUND	MARCH 19	88.98
CANADIAN DOLLAR	MARCH 19	84.61
FRENCH FRANC	MARCH 19	104.05
SWISS FRANC	MARCH 19	181.97
BELGIAN FRANC	MARCH 19	130.90
ITALIAN LIRA	MARCH 19	65.73

WEIGHTED AVERAGE EXCHANGE VALUE INDICES, MAR 1973 = 100
(G-10 COUNTRIES PLUS SWITZERLAND)

U.S. DOLLAR	MARCH 19	90.56
GERMAN MARK	MARCH 19	149.83
JAPANESE YEN	MARCH 19	97.04
DUTCH GUILDER	MARCH 19	132.81
U.K. POUND	MARCH 19	80.66
CANADIAN DOLLAR	MARCH 19	76.78
FRENCH FRANC	MARCH 19	95.80
SWISS FRANC	MARCH 19	170.84
BELGIAN FRANC	MARCH 19	122.29
ITALIAN LIRA	MARCH 19	58.51
SWEDISH KRONA	MARCH 19	93.78

CHART 2. 3-MONTH FORWARD EXCHANGE RATES, PREMIUM OR DISCOUNT

CANADIAN DOLLAR	MARCH 19	4.07
U.K. POUND	MARCH 19	0.81
GERMAN MARK	MARCH 19	10.02
FRENCH FRANC	MARCH 19	4.83
SWISS FRANC	MARCH 19	12.41
DUTCH GUILDER	MARCH 19	8.01
JAPANESE YEN	MARCH 19	4.27
ITALIAN LIRA	MARCH 19	-1.42

SERIES NAME	LAST VALUE PLOTTED	
	DATE	VALUE
CHART 3. GOLD PRICE IN LONDON, AFTERNOON FIXING		
U.S. DOLLARS PER FINE OUNCE	MARCH 19	514.40
CHART 4. CALL MONEY RATES		
U.S. FEDERAL FUNDS	MARCH 19	16.24
OVERNIGHT EURO-DOLLAR DEPOSITS	MARCH 19	16.21
U.K. 2-DAY LOCAL AUTHORITY DEPOSITS	MARCH 14	16.75
CANADA	MARCH 7	12.68
GERMANY	MARCH 14	8.50
EURO-DM	MARCH 14	7.79
JAPAN	MARCH 14	9.81
FRANCE	MARCH 14	13.00
NETHERLANDS	FEB. 29	10.65
EURO-SWISS FRANC	MARCH 14	4.63
CHART 5. 3-MONTH INTEREST RATES		
U.S. 90-DAY CD'S, SECONDARY MARKET	MARCH 19	18.04
GERMAN INTERBANK LOAN	MARCH 19	9.49
JAPANESE BANK LOANS & DISCOUNTS	MARCH 19	13.17
CANADIAN FINANCE PAPER	MARCH 19	14.75
INTERBANK STERLING	MARCH 19	17.80
SWISS INTERBANK LOAN	MARCH 19	6.88
WEIGHTED AVERAGE FOREIGN INTEREST RATE (G-10 COUNTRIES PLUS SWITZERLAND)	MARCH 19	12.97
CHART 6. EURO-DOLLAR DEPOSIT RATES: LONDON		
OVERNIGHT	MARCH 19	16.21
7-DAY	MARCH 19	16.92
1-MONTH	MARCH 19	18.60
3-MONTH	MARCH 19	18.98
6-MONTH	MARCH 19	19.00
1-YEAR	MARCH 19	17.56
CHART 7. SELECTED EURO-DOLLAR AND U.S. MONEY MARKET RATES		
OVERNIGHT EURO-DOLLAR DEPOSITS	MARCH 19	16.21
U.S. FEDERAL FUNDS	MARCH 19	16.24
DIFFERENTIAL ADJ. FOR RESERVE REQUIREMENTS	MARCH 19	-0.03
3-MONTH EURO-DOLLAR DEPOSIT RATE	MARCH 19	18.98
U.S. 90-DAY CD'S, SECONDARY MARKET	MARCH 19	18.04
DIFFERENTIAL	MARCH 19	0.94

SERIES NAME

LAST VALUE PLOTTED
DATE VALUE

CHART 8. INTEREST ARBITRAGE, 3-MONTH FUNDS

EURO-DOLLAR DEPOSIT	MARCH 19	18.98
INTERBANK STERLING (LONDON), COVERED	MARCH 19	18.64
DIFFERENTIAL	MARCH 19	0.33
U.S. COMMERCIAL PAPER	MARCH 19	17.10
CANADIAN FINANCE PAPER, COVERED	MARCH 19	18.97
DIFFERENTIAL	MARCH 19	-1.87
EURO-DOLLAR DEPOSIT	MARCH 19	18.98
INTERBANK DM (FRANKFURT), COVERED	MARCH 19	19.75
DIFFERENTIAL	MARCH 19	-0.77
EURO-DOLLAR DEPOSIT	MARCH 19	18.98
SWISS INTERBANK, COVERED	MARCH 19	19.50
DIFFERENTIAL	MARCH 19	-0.53

CHART 9. LONG TERM GOVERNMENT BOND YIELDS

UNITED STATES	MARCH 14	12.54
GERMANY	MARCH 7	9.26
JAPAN (MONTHLY)	FEB.	9.33
SWITZERLAND	MARCH 7	4.80
CANADA	MARCH 7	13.04
FRANCE	JAN. 11	12.57
NETHERLANDS	FEB. 29	11.18
UNITED KINGDOM	MARCH 14	12.35

U.S. CORPORATE

AAA BONDS	FEB.	12.38
EURO-DM BONDS	DEC.	6.63
EURO-DOLLAR BONDS	JAN.	10.35

CHART 10. INDUSTRIAL STOCK INDICES

UNITED STATES	MARCH 14	112.83
JAPAN	MARCH 14	301.01
CANADA	DEC. 29	113.81
FRANCE	FEB. 22	155.30
UNITED KINGDOM	MARCH 14	105.98
SWITZERLAND	MARCH 14	73.44
GERMANY	MARCH 7	95.17